

2013 GRADUATE SURVEY RESULTS

| | <u>Political Science</u> | | | <u>A&S Social Sciences</u> | | | <u>College Of Arts And Sciences</u> | | |
|---|--------------------------|------|-------------|--------------------------------|------|-------------|-------------------------------------|------|-------------|
| Bachelor's Degree Recipients | | | | | | | | | |
| TOTAL NUMBER OF GRADUATES SURVEYED | 405 | 100% | <div></div> | 2,326 | 100% | <div></div> | 5,088 | 100% | <div></div> |
| Questionnaires: | | | | | | | | | |
| Not returned | 336 | 83% | <div></div> | 1,848 | 79% | <div></div> | 4,010 | 79% | <div></div> |
| Not delivered by post office | 28 | 7% | <div></div> | 183 | 8% | <div></div> | 342 | 7% | <div></div> |
| Returned by graduate | 41 | 10% | <div></div> | 295 | 13% | <div></div> | 736 | 14% | <div></div> |
| Responding graduates currently: | | | | | | | | | |
| Working | 30 | 73% | <div></div> | 238 | 81% | <div></div> | 582 | 79% | <div></div> |
| Attending or waiting to attend school | 8 | 20% | <div></div> | 52 | 18% | <div></div> | 153 | 21% | <div></div> |
| Unemployed | 5 | 12% | <div></div> | 34 | 12% | <div></div> | 71 | 10% | <div></div> |

| | | | | | | |
|---|----|------|-----|------|-----|------|
| Master's Degree Recipients | | | | | | |
| TOTAL NUMBER OF GRADUATES SURVEYED | 12 | 100% | 186 | 100% | 519 | 100% |
| Questionnaires: | | | | | | |
| Not returned | 9 | 75% | 122 | 66% | 336 | 65% |
| Not delivered by post office | | | 11 | 6% | 43 | 8% |
| Returned by graduate | 3 | 25% | 53 | 28% | 140 | 27% |
| Responding graduates currently: | | | | | | |
| Working | 1 | 33% | 39 | 74% | 102 | 73% |
| Attending or waiting to attend school | 3 | 100% | 18 | 34% | 49 | 35% |
| Unemployed | | | 7 | 13% | 12 | 9% |

Subsequent tables for master's degree recipients are not included because of the low number of respondents.

| | | | | | | |
|---|---|------|----|------|-----|------|
| Doctoral Degree Recipients | | | | | | |
| TOTAL NUMBER OF GRADUATES SURVEYED | 7 | 100% | 56 | 100% | 225 | 100% |
| Questionnaires: | | | | | | |
| Not returned..... | 4 | 57% | 27 | 48% | 128 | 57% |
| Not delivered by post office | | | 6 | 11% | 14 | 6% |
| Returned by graduate | 3 | 43% | 23 | 41% | 83 | 37% |
| Responding graduates currently: | | | | | | |
| Working | 3 | 100% | 23 | 100% | 81 | 98% |
| Attending or waiting to attend school | 1 | 33% | 4 | 17% | 8 | 10% |
| Unemployed | 1 | 33% | 2 | 9% | 4 | 5% |

Subsequent tables for doctoral degree recipients are not included because of the low number of respondents.

DEMOGRAPHIC SUMMARY - Bachelor's Degree Recipients

| | | Political Science | | A&S Social Sciences | | College Of Arts And Sciences | |
|--|--|-------------------|-----|---------------------|-----|------------------------------|---|
| Working | | | | | | | |
| JOB IS: Full-time, career field, permanent | | 3 | 10% | ■ | 45 | 19% | ■ |
| Full-time, career field, will change | | 15 | 52% | ■ | 78 | 34% | ■ |
| Full-time, outside career field | | 3 | 10% | ■ | 34 | 15% | ■ |
| Full-time, temporary | | 4 | 14% | ■ | 30 | 13% | ■ |
| Part-time | | 4 | 14% | ■ | 45 | 19% | ■ |
| WORK IS: Definitely beneath my level | | 4 | 14% | ■ | 52 | 22% | ■ |
| Somewhat beneath my level | | 11 | 38% | ■ | 72 | 31% | ■ |
| At an appropriate level | | 13 | 45% | ■ | 103 | 44% | ■ |
| At too advanced a level | | 1 | 3% | ■ | 5 | 2% | ■ |
| ATTENDING SCHOOL? Yes, related to UW education | | | | | 5 | 2% | ■ |
| Yes, career related, new area | | 5 | 17% | ■ | 26 | 11% | ■ |
| Yes, not career related | | | | | 10 | 4% | ■ |
| No | | 25 | 83% | ■ | 196 | 83% | ■ |
| MONTHLY INCOME: Under \$1000 | | 1 | 4% | ■ | 30 | 13% | ■ |
| 1000- 1499 | | 4 | 14% | ■ | 45 | 19% | ■ |
| 1500- 1999 | | 6 | 21% | ■ | 32 | 14% | ■ |
| 2000- 2499 | | 6 | 21% | ■ | 35 | 15% | ■ |
| 2500- 2999 | | 6 | 21% | ■ | 26 | 11% | ■ |
| 3000- 3499 | | 2 | 7% | ■ | 20 | 9% | ■ |
| 3500- 3999 | | 2 | 7% | ■ | 18 | 8% | ■ |
| 4000- 4500 | | 1 | 4% | ■ | 7 | 3% | ■ |
| 4500- 4999 | | | | | 4 | 2% | ■ |
| 5000- 5499 | | | | | 1 | 1% | ■ |
| 5500- 5999 | | | | | 1 | 1% | ■ |
| Over \$6000 | | | | | 13 | 6% | ■ |
| JOB LOCATION: King, Pierce, Snohomish | | 8 | 53% | ■ | 101 | 73% | ■ |
| Other Washington counties | | 1 | 7% | ■ | 13 | 9% | ■ |
| Alaska, Idaho, Oregon | | 1 | 7% | ■ | 3 | 2% | ■ |
| California, Hawaii | | 1 | 7% | ■ | 5 | 4% | ■ |
| Mountain states | | 1 | 7% | ■ | 1 | 1% | ■ |
| Central states | | 1 | 7% | ■ | 3 | 2% | ■ |
| Eastern states | | 1 | 7% | ■ | 2 | 1% | ■ |
| International | | 1 | 7% | ■ | 10 | 7% | ■ |
| JOB SEARCH: Newspaper ads | | | | | 1 | 1% | ■ |
| The Internet | | 13 | 41% | ■ | 102 | 36% | ■ |
| Professional organization | | 2 | 6% | ■ | 12 | 4% | ■ |
| Employment agency | | | | | 11 | 4% | ■ |
| Faculty advisor or committee | | 1 | 3% | ■ | 7 | 2% | ■ |
| Networking/personal contacts | | 14 | 44% | ■ | 130 | 46% | ■ |
| UW Center for Career Services | | 2 | 6% | ■ | 20 | 7% | ■ |

Attending School

| | | | | | | | | | |
|---|---|-----|---|----|-----|---|----|-----|---|
| LEVEL OF EDUCATIONAL PROGRAM: Bachelor's | 1 | 14% | ■ | 8 | 17% | ▒ | 17 | 13% | □ |
| Terminal Master | | | | 1 | 2% | ■ | 8 | 6% | ▒ |
| Master's/PhD | 1 | 14% | ■ | 17 | 37% | ▒ | 53 | 39% | □ |
| Professional | 5 | 71% | ■ | 13 | 28% | ▒ | 33 | 24% | □ |
| Vocational | | | | 2 | 4% | ▒ | 9 | 7% | ▒ |
| Other | | | | 5 | 11% | ▒ | 15 | 11% | ▒ |
| ARE YOU ALSO EMPLOYED? Yes, by the school | 2 | 25% | ■ | 6 | 12% | ▒ | 21 | 14% | □ |
| Yes, other part-time ... | 3 | 38% | ■ | 15 | 31% | ▒ | 36 | 24% | □ |
| Yes, other full-time ... | | | | 4 | 8% | ▒ | 7 | 5% | ▒ |
| No | 3 | 38% | ■ | 24 | 49% | ▒ | 83 | 56% | □ |

Unemployed

| | | | | | | | | | | |
|--------------------|--------------------------------------|---|-----|-------------|----|-----|-------------|----|-----|-------------|
| REASON NOT WORKING | Volunteering | | | | 8 | 24% | <div></div> | 17 | 25% | <div></div> |
| | Raising a family | 1 | 20% | <div></div> | 6 | 18% | <div></div> | 9 | 13% | <div></div> |
| | Taking care of an ill relative | | | | | | | | | |
| | Traveling, etc. | 1 | 20% | <div></div> | 2 | 6% | <div></div> | 6 | 9% | <div></div> |
| | Looking for work | 2 | 40% | <div></div> | 12 | 36% | <div></div> | 18 | 26% | <div></div> |
| | Deciding what to do | | | | 1 | 3% | <div></div> | 5 | 7% | <div></div> |
| | Taking time off | | | | 1 | 3% | <div></div> | 8 | 12% | <div></div> |
| | Disillusioned about job search | 1 | 20% | <div></div> | 3 | 9% | <div></div> | 6 | 9% | <div></div> |

STUDENT INVOLVEMENT - Bachelor's Degree Recipients

Political Science

A&S Social Sciences

College Of Arts And Sciences

During the past year, how many hours each month, on average, did you devoted to volunteer work or a community action program?

| | | | | | | | | | |
|---------|----|-----|--|-----|-----|--|-----|-----|--|
| None | 14 | 35% | | 110 | 38% | | 286 | 40% | |
| 1 - 3 | 9 | 22% | | 63 | 22% | | 160 | 22% | |
| 4 - 6 | 7 | 18% | | 37 | 13% | | 76 | 11% | |
| 7 - 10 | 5 | 12% | | 23 | 8% | | 60 | 8% | |
| Over 10 | 5 | 12% | | 57 | 20% | | 134 | 19% | |

In the past year, approximately how much have you contrubuted monetarily to charities or philanthropies?

| | | | | | | | | | |
|-----------------|----|-----|--|-----|-----|--|-----|-----|--|
| Less than \$100 | 24 | 60% | | 194 | 68% | | 480 | 68% | |
| \$100 - 250 | 7 | 18% | | 42 | 15% | | 118 | 17% | |
| \$250 - 500 | 5 | 12% | | 26 | 9% | | 56 | 8% | |
| \$500 - 1000 | 2 | 5% | | 10 | 3% | | 25 | 4% | |
| Over \$1000 | 2 | 5% | | 14 | 5% | | 31 | 4% | |

If I had to make my college choice over again, I would choose to attend UW.

| | | | | | | | | | |
|-------------------|----|-----|--|-----|-----|--|-----|-----|--|
| Strongly disagree | 3 | 8% | | 13 | 5% | | 32 | 5% | |
| Disagree | 1 | 3% | | 13 | 5% | | 40 | 6% | |
| Indifferent | 5 | 13% | | 30 | 11% | | 72 | 10% | |
| Agree | 10 | 26% | | 86 | 31% | | 215 | 31% | |
| Strongly agree | 19 | 50% | | 138 | 49% | | 343 | 49% | |

While a UW student, did you participate in:

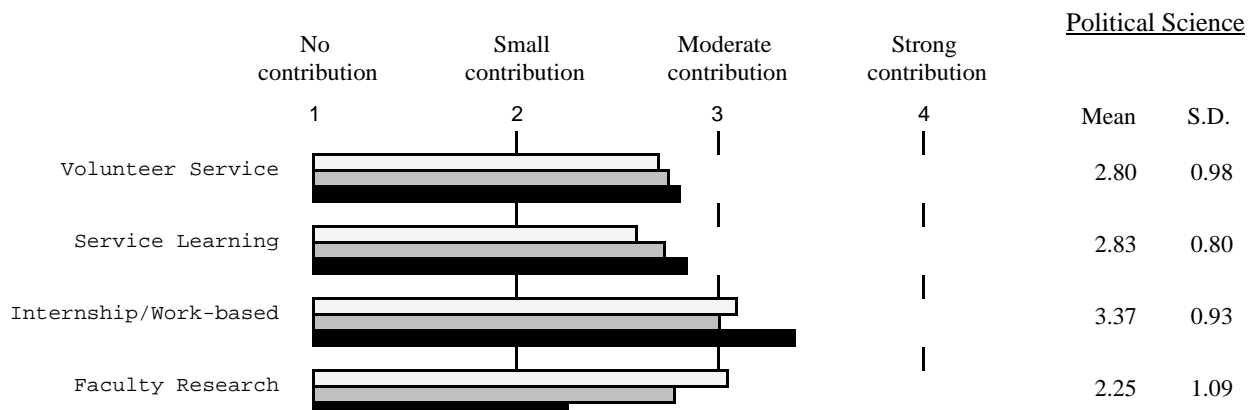
| | Yes | No | Yes | No | Yes | No |
|--|-----|----|-----|-----|-----|-----|
| Community volunteer service (outside of UW) | 31 | 6 | 190 | 96 | 456 | 260 |
| Community service as part of a UW course (Service learning) | 12 | 25 | 115 | 169 | 267 | 445 |
| A public service internship or other work-based learning (for credit or pay) | 20 | 17 | 125 | 159 | 269 | 444 |
| Faculty research beyond being a research subject | 8 | 29 | 67 | 218 | 235 | 479 |

How has your participation contributed to your preparation and success in your current primary activity?

Political Science




A&S Social Sciences

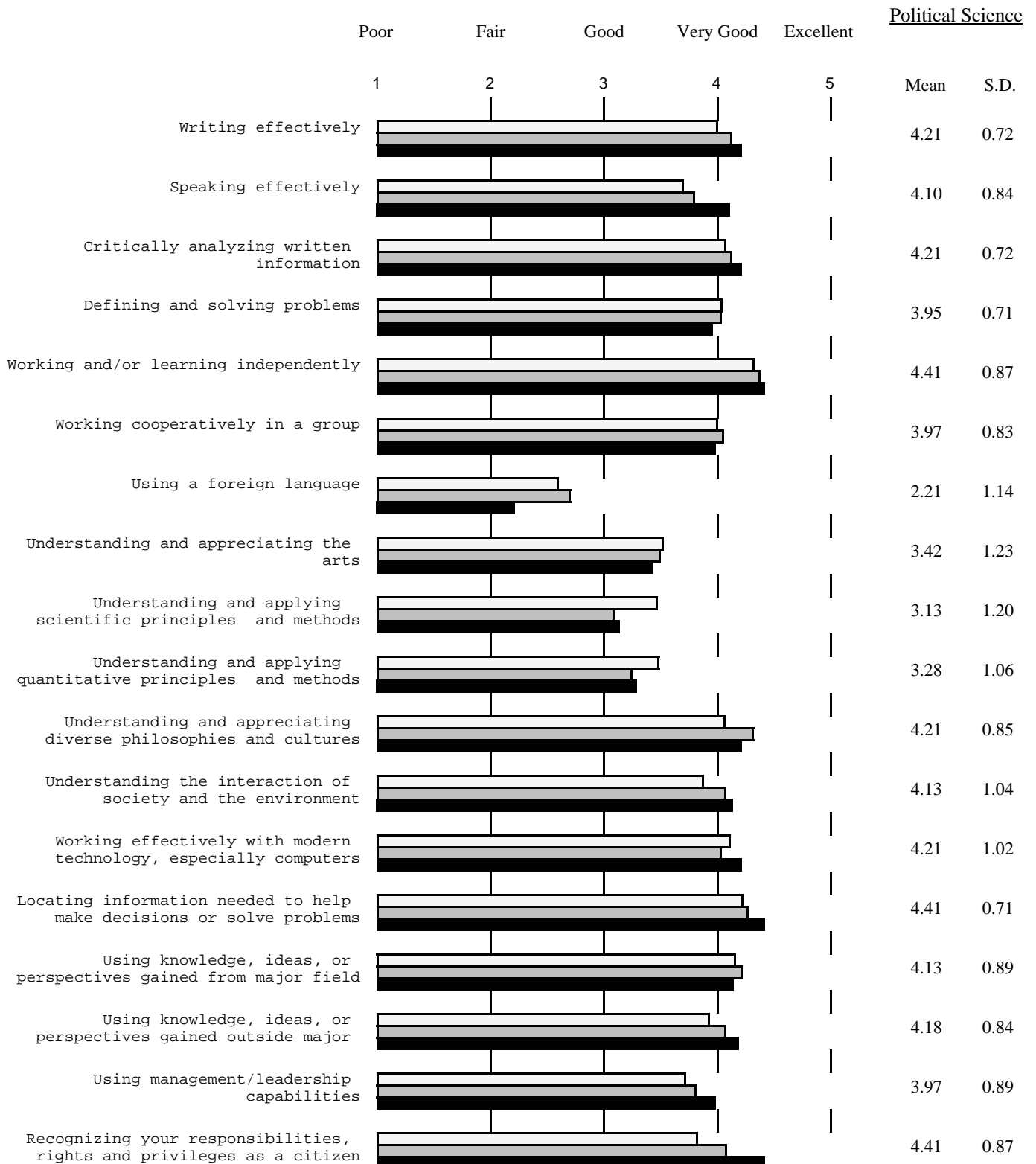
College Of Arts And Sciences



STUDENT OUTCOMES - Bachelor's Degree Recipients




YOUR SKILLS: Rate yourself on each of the following abilities.

Political Science 
A&S Social Sciences 
College Of Arts And Sciences 

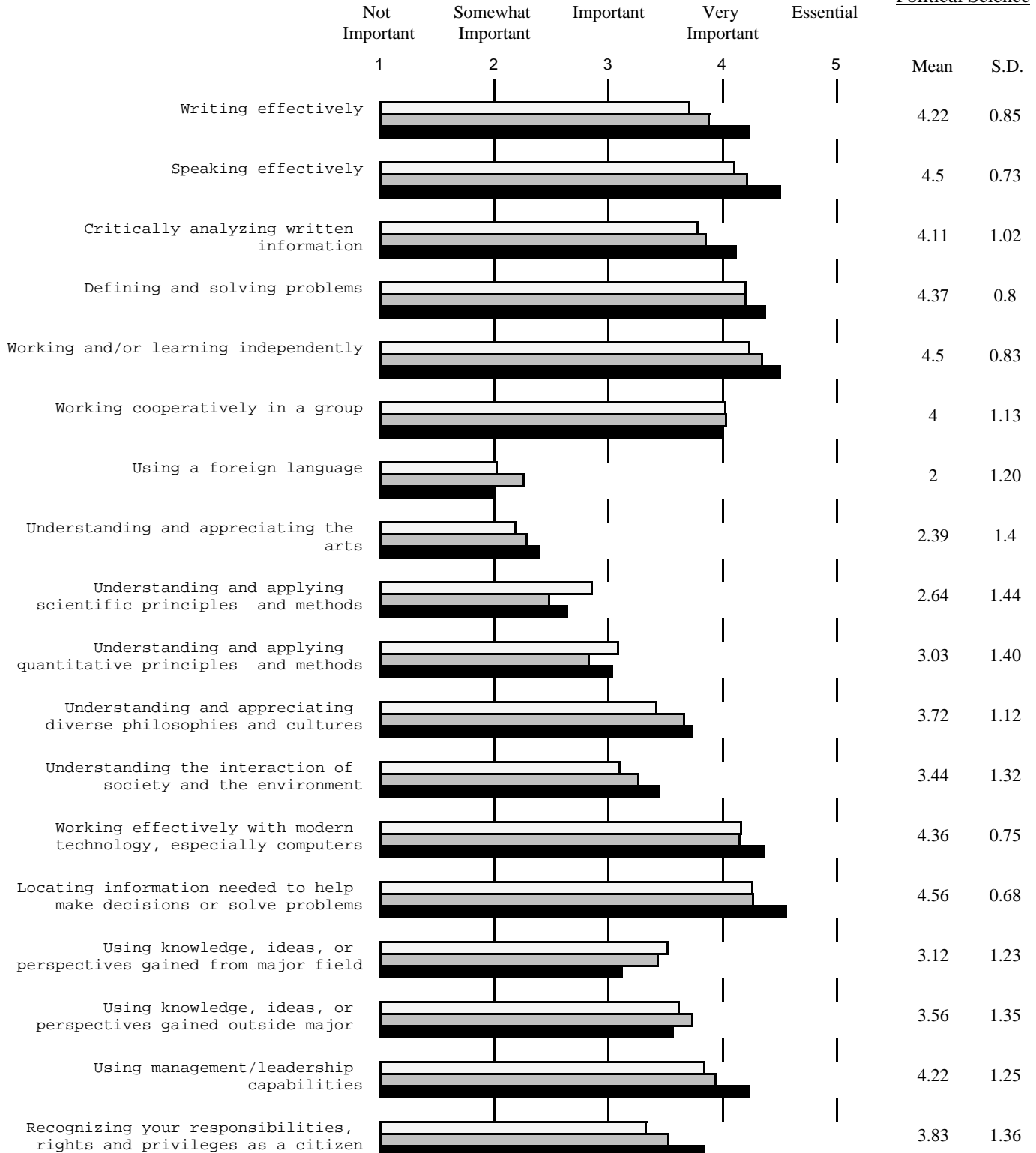


STUDENT OUTCOMES - Bachelor's Degree Recipients

NECESSITY: How important are each of these abilities to your current primary activity?




Political Science 
A&S Social Sciences 
College Of Arts And Sciences 

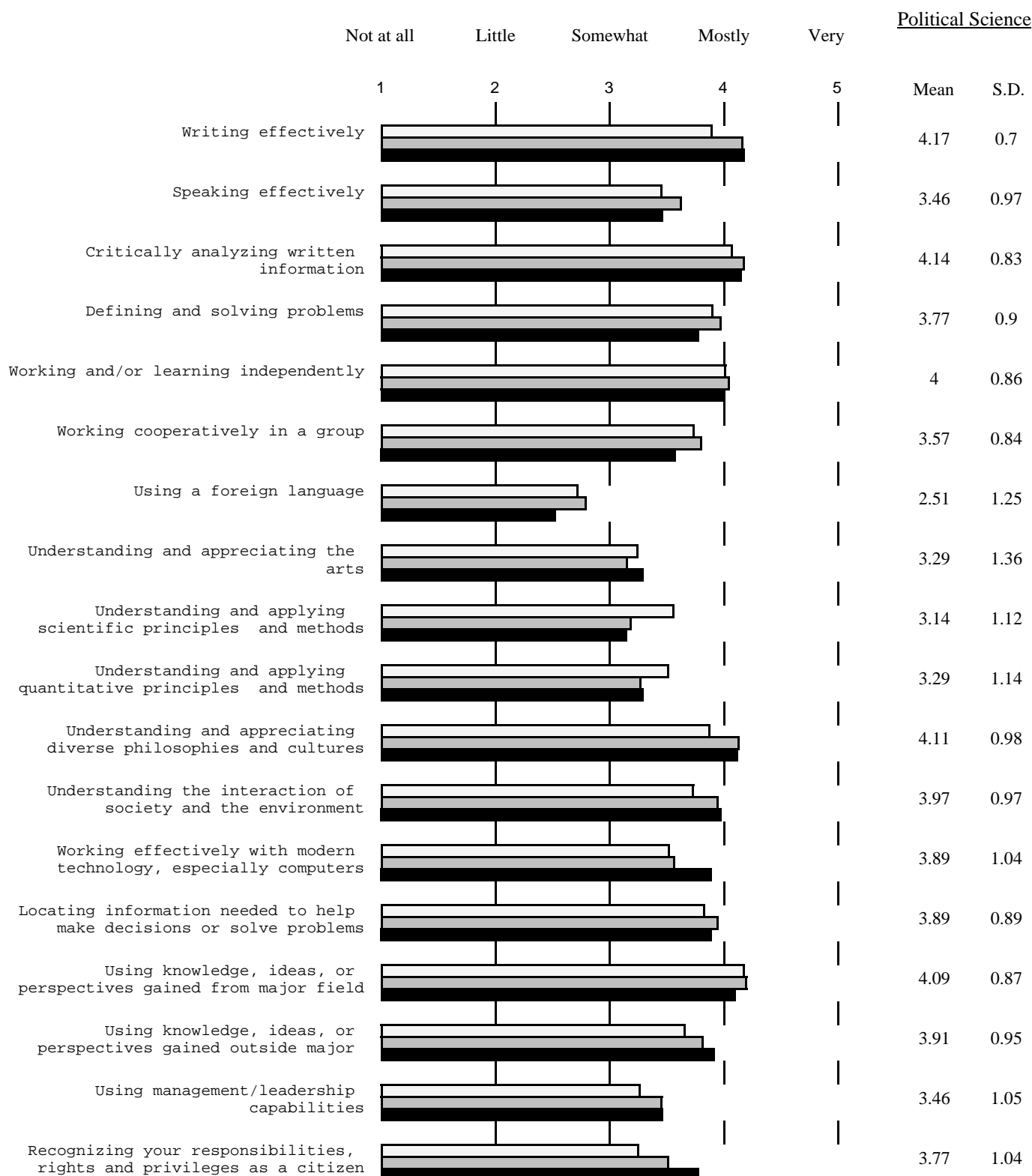
Political Science



STUDENT OUTCOMES - Bachelor's Degree Recipients




SATISFACTION: How satisfied are you with the University of Washington's contribution to your development in each area?

Political Science 
A&S Social Sciences 
College Of Arts And Sciences 

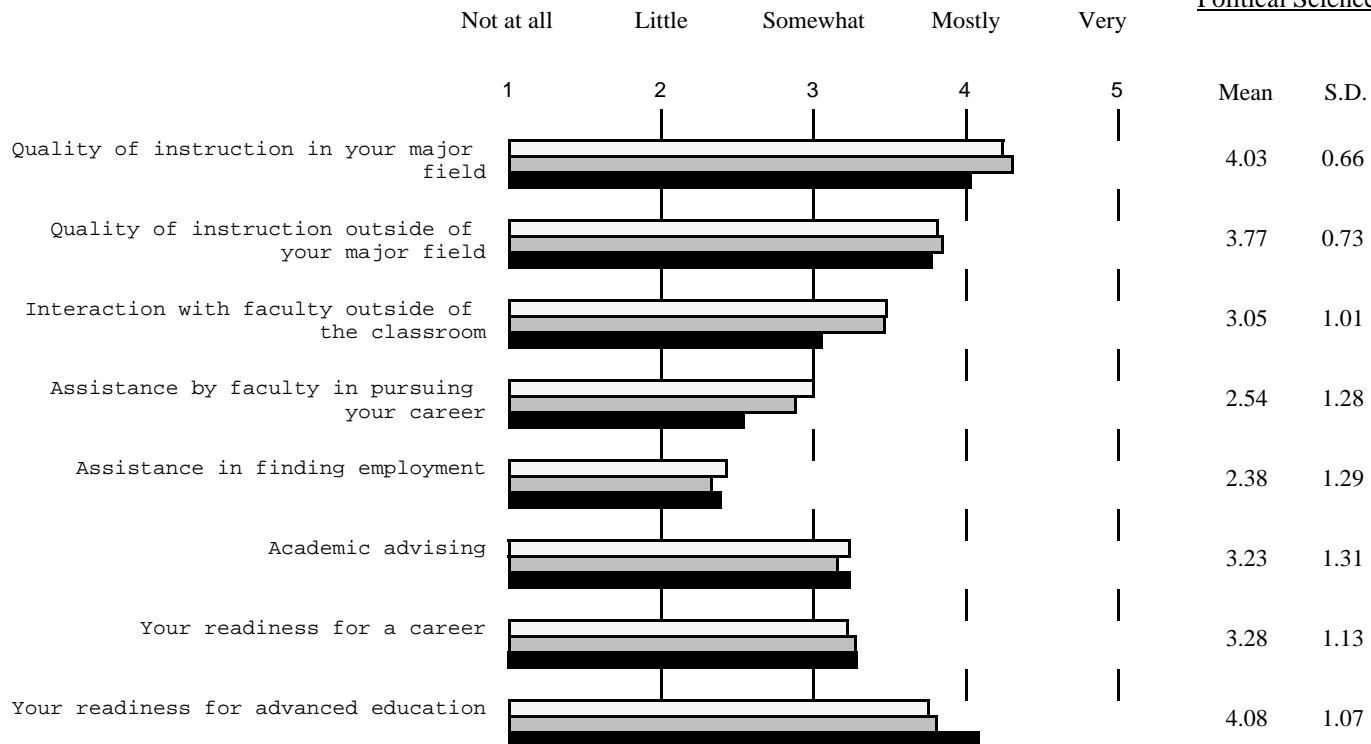


STUDENT OUTCOMES - Bachelor's Degree Recipients

In general, how satisfied are you with your UW education with regard to each of the following?

Political Science 
A&S Social Sciences 
College Of Arts And Sciences 

Political Science



CURRENT ACTIVITY ROSTER

Working

| | | Job Title | Employer |
|------------|------------------------|---------------------------|-----------------------------|
| BACHELOR'S | Permanent in career: | Operations Analyst | NAES Corporation |
| | | Real Estate Agent | Wendermere |
| | | 2nd Grade Teacher | CICS Washington Park |
| | | Corporate Account Manager | AT&T |
| | | Customer Service Rep. | Dept. of Veterans Affairs |
| | Career, change likely: | Deal Quality Specialist | Amazon |
| | | Teacher | HESS |
| | | Paralegal | Beckwith Law |
| | | Teacher | Yazoo City Municipal Scho |
| | | Officer | US Dept. of Homeland Securi |
| | Not career, full-time: | Englısh Teacher | Western Languages Center |
| | Not career, temporary: | Field director | Friends of brian tosky |
| | | Program Coordinator | UW |
| | Part-time: | Teller | US Bank |
| | | Nanny | Personal |
| | | Medical Scribe | Essia Health |
| DOCTORATE | Permanent in career: | Assistant Professor | Mississippi State Univ. |
| | Not career, temporary: | Post Doc Lecturer | UW |
| MASTER'S | Career, change likely: | PhD Student | University of Washington |

In School

| | Program Level | Program | Field of study | Institution |
|------------|------------------|---------------------------|----------------|---------------------------|
| BACHELOR'S | | MBA/J.D. | Business/Law | Pepperdine University |
| | Masters/Doctoral | iSchool | MLIS | University of Washington |
| | Professional | Law | Technology Law | University of Pittsburgh |
| | | J.D. candidate | Law | UCLA school of law |
| | | Law School | Law | The Ohio State University |
| | Undergraduate | Political Science | | |
| MASTER'S | Masters/Doctoral | Political Science, PhD | | University of Washington |
| | | Ph.D Political Science | | UW |
| | | PhD Program Political Sci | | University of Washington |

Unemployed

| | Type of work seeking |
|------------|----------------------|
| BACHELOR'S | Community education |
| | social justice |
| | Law School in Fall |