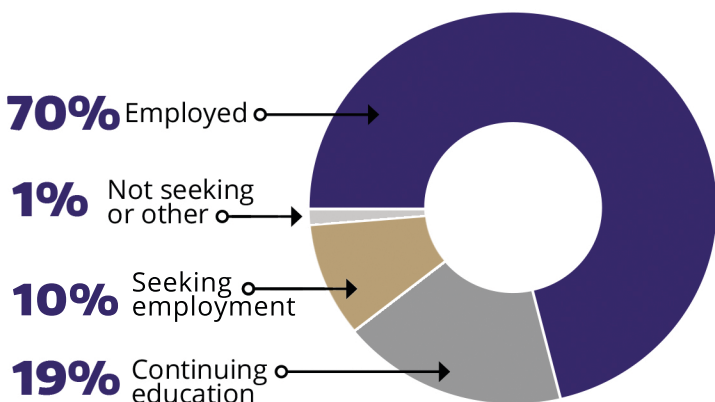


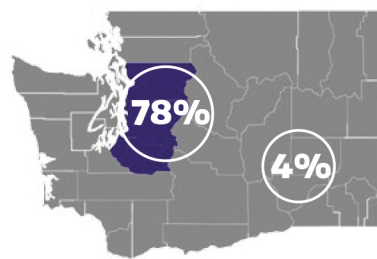
2016-2017 ALUMNI SURVEY

FIRST DESTINATION DATA

Each year, the Office of Educational Assessment, in coordination with the Career & Internship Center, follows up with new alumni of UW undergraduate programs **6 months after graduation** to identify their current employment status. Of the 7,485 UW-Seattle graduates surveyed, there was a **28% response rate** with **2,071 alumni** sharing their current status.



Job location of recent graduates



82% WA
2% AK / ID / OR
5% CA / HI
1% Mountain states
2% Central states
4% Eastern states
4% International

EMPLOYMENT



9.1 weeks

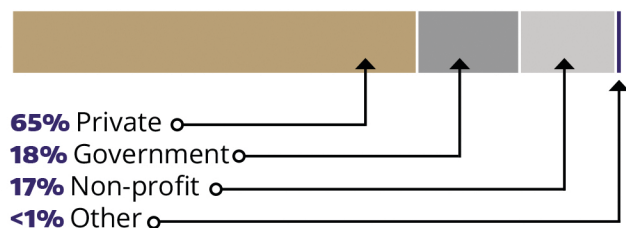
Average search time for employment

83% in a **career-related** position*

17% not in a **career-related** position

* Internship participation was statistically related to being employed in a career-related position

Type of employer

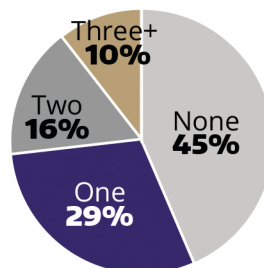


Top employers

[1] University of Washington	Google [6]
[2] AmeriCorps	U.S. Armed Forces [7]
[3] Amazon	Boeing [8]
[4] Microsoft	U.S. Government [9]
[5] Seattle Children's Hospital	UW Medical Center [10]

EXPERIENTIAL LEARNING

Number of internships completed



Co-curricular learning experiences

55% intern experience*

55% faculty-mentored research project

38% service-learning project

* Skills gained from internships were considered important to post-grad positions

CONTINUING EDUCATION

Of all students pursuing further education,
51% are staying in Wa. state

