

Directions to UW Medical Center

UW Medical Center is located at 1959 N.E. Pacific St., at the south end of the University of Washington campus.

From Interstate 5, take Exit 168B onto SR 520 toward Bellevue. Exit at Montlake Blvd. N.E. and follow the signs to the medical center. Follow the signs for the Emergency Department and Parking from N.E. Pacific St.

From Interstate 405, take Exit 14 onto SR 520 heading west. Exit at Montlake Blvd. N.E. and follow the signs to the medical center. Follow the signs for the Emergency Department and Parking from N.E. Pacific St.



Parking

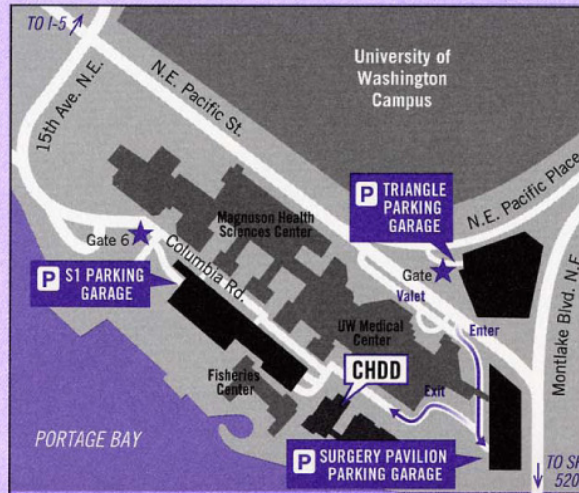
The CHDD clinics are located in a separate building behind the medical center. Parking is available in the garage below the Surgery Pavilion. From N.E. Pacific St., follow the signs to the left for Emergency/Parking. The drive is a one-way road into the parking garage. Stay to the left to enter the garage. If you veer right and miss the entrance, you will have to drive around the entire medical center.

Other parking options include Valet Parking, located on the front drive of the medical center, or the S-1 parking lot located behind the medical center, just west of the CHDD building. This lot can be accessed from the road to the Surgery Pavilion, or from 15th Ave. N.E. and Columbia Rd. **YOU MUST STOP AT THE GATEHOUSE to obtain a parking permit in advance in order to park at the S-1 lot.**

Validation for reduced rate parking is available for all UW Medical Center parking lots and garages. Please have your parking ticket validated at the clinic's appointment desk. Call 206-598-0892 for more information, or see the Maps & Directions section at www.uwmedicalcenter.org.

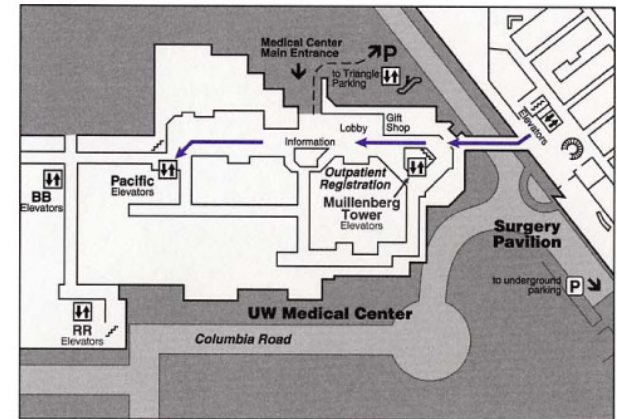
Disability parking

Parking for the disabled is also available in the Surgery Pavilion parking garage. Assistance from the Surgery Pavilion parking garage to the CHDD is available for people with mobility issues.

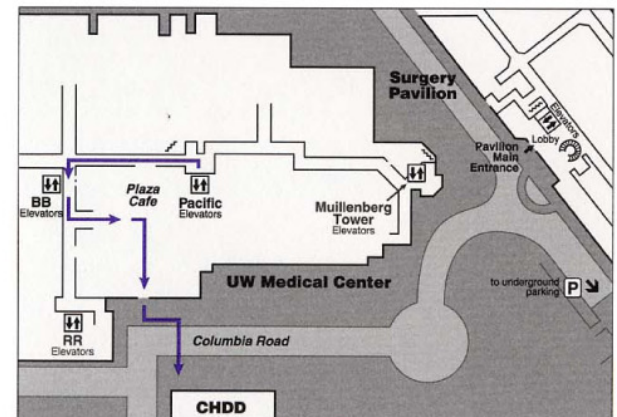


Directions to the clinics

From the Surgery Pavilion parking garage, take the elevator to the third floor, walk across the pedestrian overpass to the main hospital building. If you have been instructed to register, stop by the Outpatient Clinic Registration desk, located on the left side of the lobby just past the gift shop. Proceed to the Pacific Tower elevators at the far end of the lobby. Go down to the first floor. Exit the elevator and turn left, following the hallway to the BB elevators. Turn left through the Plaza Café seating area to the back entrance of the medical center. The CHDD building is on the left across Columbia Rd.



UW Medical Center — Level 3



UW Medical Center — Level 1