

Intranets in the Corporate Search Environment

Randy Nielsen
June 9, 2002
Trisociety Symposium

Moving from search results to information services

- Information professionals continue to transform to new roles
 - 19% of libraries are fully digital
- Information professionals create virtual (Intranet) tools for users
 - Presence of the library on intranets is significant
 - 65% of Info Pros offer intranet services
 - Additional 10% outsource intranet services
 - Virtual tools allow information professionals to reach more users

(Outsell Report: Changing Role of Information Professional, July 2001)



Early generation Intranet solutions did not meet expectations and were more difficult to implement

- Significant investment required from the “library”
 - HTML knowledge is a must
 - Custom page creation for research groups difficult and time-consuming
 - Users need training
- Assistance needed from Information Technology department for installation and on-going maintenance

Intranet solutions have evolved to address early challenges

- Web design and Intranet content management products are easier to set-up, administer, and search
- Broad and custom content is now available
- Current-awareness alerts are now available

Intranet solutions have evolved to address early challenges

- Products can blend with the look-and-feel of your intranet
- Branding of company and services provided by the Information Professional is easier
- New, easy-to-use interfaces reduce the need for training

Several companies offer Intranet solutions

nerac.com

lexis.com® Intranet Solutions

STN*Easy*[®]
for Intranets

DIALOG
—★—™
A THOMSON COMPANY

factiva

cas[®]

**A new enterprise-wide sci-tech
information solution will soon
be available**



STN Easy for Intranets offers information professionals many benefits

- Helps users be more effective
- Provides users with a customized search experience in a secure searching environment
- Allows Info Pros time to conduct value-added services
- Manage research costs

STN Easy for Intranets offers information professionals many benefits

- Blend the look-and-feel of the STN Easy interface with your intranet
- Increases visibility of info pros within a company by providing links to your department and services
- Set up, maintain, and deliver current-awareness alerts results to users

STN Easy for Intranets is easy for information professionals to set up and maintain

- Easy-to-use STN Easy for Intranets Setup Assistant guides you through the customization process
- No programming, Information Technology support, or HTML knowledge is needed
- No software installation is needed
- World-class Customer Service and Software Support is available

Setup Assistant is easy to access and use, allowing you to blend STN Easy for Intranets with your corporate intranet



Search Page

Easy Search
Advanced Search
CAS Number Search
Patent Lookup

+ Help

Session Cost

Price List

Preferences

Search History

+ Cust. Support

- STN Easy for
Intranets

About

FAQ

Setup Assistant

Home Page

Comments

Log Off



Setup Assistant

Welcome to STN Easy for Intranets. This Setup Assistant allows you, as site administrator, to customize STN Easy for Intranets to blend with your company's intranet. During the setup process, you can customize:

Color and Font

Database Categories

Preferences

Corporate Logo and Links

Click [here](#) to see an example.

Next ►

Cancel

Fonts and colors can be easily customized to match your Intranet

STN Easy
for Intranets

Color and Font

Select Colors:

Web-Safe Color Palette - Microsoft Internet Ex...

Background Color

Select Font:

Close

Preview Frame

Standard Text

[Link Text](#)

to select a safe colors are not perfectly safe colors.

Easy Colors

STN Easy is sans-serif.

← Previous Next → Cancel

as®

Manage the content available for users by selecting existing STN Easy categories

The screenshot shows the 'STN Easy for Intranets' interface for selecting existing STN Easy categories. The main window is titled 'Database Categories - Select Existing STN Easy Categories'. It features two lists: 'STN Easy Categories Available' and 'STN Easy Categories Selected'. The 'Available' list includes Agriculture, Biotechnology, Building & Construction, Business, Chemical Catalogs, Chemical Substances, Chemistry References (highlighted with a blue bar and a pink arrow), Chemistry, Analytical, Drug Names, and Drug News. The 'Selected' list currently contains 'Chemistry References' (highlighted with a pink box). Between the lists are 'Select' and 'Remove' buttons. Below the 'Available' list is a 'Select All' button, and below the 'Selected' list is a 'Clear All' button. At the bottom are 'Previous', 'Next', and 'Cancel' buttons. A pink arrow points to the 'Select' button. A light blue text box on the right contains instructions: 'You must set up at least one Existing STN Easy Category or Custom Category. If you do not wish to select any Existing STN Easy Categories, click "Next". Custom Categories may be created in the next step. For details about Categories and Databases, click [here](#).'

STN Easy
for Intranets

Database Categories - Select Existing STN Easy Categories

Select Existing STN Easy Categories

STN Easy Categories Available

- Agriculture
- Biotechnology
- Building & Construction
- Business
- Chemical Catalogs
- Chemical Substances
- Chemistry References**
- Chemistry, Analytical
- Drug Names
- Drug News

Select All

STN Easy Categories Available

- Agriculture
- Biotechnology
- Building & Construction
- Business
- Chemical Catalogs
- Chemical Substances
- Chemistry, Analytical
- Drug Names
- Drug News
- Energy

Select All

STN Easy Categories Selected

- Chemistry References

Clear All

Select

Remove

Previous

Next

Cancel

You must set up at least one Existing STN Easy Category or Custom Category.

If you do not wish to select any Existing STN Easy Categories, click "Next". Custom Categories may be created in the next step.

For details about Categories and Databases, click [here](#).

Information professionals control content access by creating custom database categories



Database Categories - Define Custom Categories

Step 1: Custom Category Name:

For each category, enter a short Custom Category Name (10-30 characters).

If you do not wish to create a Custom Category, click "Next".

Repeat steps 1-3 on this page to create multiple categories.

Step 2: Select Databases for Your Custom Category:

Databases Available:

ADISINSIGHT
ADISNEWS
AGRICOLA
ANABSTR
BIOSIS

Select ▶

◀ Remove

Databases Selected:

There is a maximum of 5 databases per category.

For details about databases, click [here](#).

Step 3: Add Your Custom Category to the List of Available Categories

Add Category ▶

◀ Delete Category

Update Category

Your Categories:

Paints & Coatings

To remove a category, select it from the list and click "Delete Category".

To edit a category, select it from the list, make the changes above, then click "Update Category".

To see a complete list of categories you have selected and/or created, click [here](#).

◀ Previous

Next ▶

Cancel


In addition to managing content, information professionals have many other responsibilities

- Ensuring Security
 - IP address authentication
 - Allows administrator to specify users
- Managing Preferences
 - Pricing displays
 - Access to eScience[®] and the internet
 - Full-text options

In addition to managing content, information professionals have many other responsibilities

- Reporting and cost control
 - Charge back codes allow info pros to view usage charges, by charge back code, on a monthly invoice
 - Allows for easy charge back, by search, to other departments

Manage your budget via charge back codes that track usage by department



Charge Back Codes

Select an option for charge back codes:

- Do not allow users to enter a charge back code (Click **Next** to proceed to next page).
- Require users to enter a charge back code but do not provide a list (Click **Next** to proceed to next page).
- Require users to select a charge back code from a list (Complete the section below).

Enter New Charge Back Code(s):

Add **Read List from File**

Your Charge Back Code List:

Delete Code **Clear List**

To add a charge back code to the list, enter the code in the box on the far left, then click "Add."

Charge Back Codes may be pasted from the clipboard into the entry box at left, or read from a plain text file. Each code must appear on a separate line.



To remove a charge back code, select it from the list and click "Delete Code."

When your list is complete, click "Next"

Optional: Use the area below to provide instructions to your end users for entering charge back codes. A link to your text will appear on the end user's search screen next to the charge back code text box or list. (This option is available with or without a list.)

Tell your users which charge back codes to use and when.

Previous **Next** **Cancel**



Brand your site and market your services with corporate logo, links, and your name and e-mail address

Corporate Logo and Links

Supply Corporate Logo URL:

Example: <http://www.crucialchem.com/intranet/mainlogo.gif>

Corporate Logo must reside on a publicly accessible web server in GIF, JPEG, or PNG format. The maximum size is 175 x 175 pixels. See [example](#).
You may wish to consult your graphics specialist, or skip this step and complete it later.

Add your name & Email

Supply Corporate Links:

Link (URL or Email ID)	Name (Description)
1: <input type="text" value="http://www.crucialchem.com"/> Example: siteadmin@crucialchem.com Example: http://www.crucialchem.com	<input type="text" value="Home Page"/> Example: Email Site Administrator Example: Company's home page
2: <input type="text" value="http://www.crucialchem/lib.com"/>	<input type="text" value="Library"/>
3: <input type="text" value="mailto:siteadmin@crucialchem.com"/>	<input type="text" value="Email Site Admin."/>
4: <input type="text"/>	<input type="text"/>
5: <input type="text"/>	<input type="text"/>
6: <input type="text"/>	<input type="text"/>

Include link to Alerts Results page

You may enter up to six Corporate Links.

For each link, enter a short Name (10-40 characters).

The Name is the text that users will see on the STN Easy navigation frame. See [example](#).

Select this option to automatically provide a link to current-awareness results on the STN Easy navigation frame.

You can also set up current-awareness alerts for your users



Corporate Logo and Links

Supply Corporate Logo URL:

Example: <http://www.crucialchem.com/intranet/mainlogo.gif>

Corporate Logo must reside on a publicly accessible web server in GIF, JPEG, or PNG format. The maximum size is 175 x 175 pixels. See [example](#).

You may wish to consult your graphics specialist, or skip this step and complete it later.

Supply Corporate Links:

Link (URL or Email ID)

1:

Example: siteadmin@crucialchem.com

Example: <http://www.crucialchem.com>

2:

3:

4:

5:

6:

Include link to Alerts Results page

Name (Description)

Example: Email Site Administrator

Example: Company's home page

You may enter up to six Corporate Links.

For each link, enter a short Name (10-40 characters).

The Name is the text that users will see on the STN Easy navigation frame. See [example](#).

Select this option to automatically provide a link to current-awareness results on the STN Easy navigation frame.

Preview Page

◀ Previous

Next ▶

Cancel

Current-awareness alerts let you easily and efficiently track research on topics of interest to your users

- Alerts can be set up in any of the 200+ sci-tech databases available on STN, not just the 80+ available through STN Easy
- Alerts must be created in either STN on the Web or STN Express with Discover!
 - you must include the site administrator designated e-mail address so that the alerts are available through STN Easy for Intranets
 - call the Help Desk if you need assistance

Current-awareness alerts let you easily and efficiently track research on topics of interest to your users

- Links to alerts results are available on an HTML web page, accessible by all of your STN Easy for Intranets users

Before activating your STN Easy for Intranets interface, ensure it is correct



Site Activation

STN Easy for Intranets setup is complete.

- To preview your setup, click the **Preview Page** button below.
- You may review and make changes to your intranet setup at any time by returning to this Setup Assistant.
- If your site is ready for release to users, click **Activate** below. Please direct users to <http://stneasy.cas.org/intranets> (rather than <http://stneasy.cas.org>).
- If your site is NOT ready for release to users, click **Do Not Activate** below. Your specifications will be saved for use at a later time.
- To exit without saving specifications, click **Cancel**.

Note: To print your preview page, click **Preview Page**, and then make a screen capture. If you do not have screen capture software, press <Alt><PrintScreen> to place the screen capture on your clipboard. Then paste the screen capture into an application that accepts graphics, e.g., Microsoft® Word. Print the screen capture from that application.



Before activating your STN Easy for Intranets interface, preview it

The screenshot displays the STN Easy for Intranets interface for Crucial Chemical Co. The interface is divided into several sections:

- Header:** Features the company logo (CRUCIAL CHEMICAL CO.) on the left and the STN Easy for Intranets logo on the right.
- Search Section:** Contains a search bar with a "Search Page" link, a "Select Your Category" button, and a "Current category is: Paints & Coatings" label. Below this is a search input field with a "Browse Index" button.
- Search Results:** Shows "3. Searching in Paints & Coatings" with a price of "\$2.00".
- Navigation Links:** A sidebar on the left lists "STN Easy Links" (Help, Session Cost, Price List, Preferences, Search History, Cust. Support, Home Page, Comments, Log Off) and "Corporate Links" (Home Page, Library, Email Site Admin., CCC Alerts).

Four callout boxes with red arrows point to specific elements:

- Your company logo:** Points to the CRUCIAL CHEMICAL CO. logo.
- Your categories:** Points to the "Current category is: Paints & Coatings" label.
- Your defined colors:** Points to the "STN Easy Links" sidebar.
- Your links, branding, & alerts:** Points to the "Corporate Links" sidebar.

Include a link from your Intranet web page to the STN Easy for Intranets page

CRUCIAL CHEMICAL CO.

Welcome to the Crucial Chemical Intranet!

Info | **News** | **Staff Training** | **Computer Support** | **Phones**

Welcome to the **Crucial Chemical Intranet**—your source for comprehensive marketing, sales, and technical support.

Check out our *Department Links*:

- [Administration](#)
- [Finance](#)
- [Human Resources](#)
- [Marketing](#)

QUICK FIND

- Emergency Info
- Computerline
- Serviceline

STN Easy Search

Today's Weather
Fair
Temperature: 73°F/23°C
Humidity: 76%
Barometer: 29.8in/1010mb
Winds: SW at 10mph/16kph

Click for Forecast
THE WEATHER CHANNEL
weather.com

CCC Intranet sitesearch

Search

About CCC Intranet

CCC Vision

Press Releases

CCC Policy Manual

CCC Service Guide

Director's Page

News from CCC

Users can search and access alerts from the STN Easy for Intranets page



[New Search](#)

STN Easy Links:

[+ Help](#)

[Session Cost](#)

[Price List](#)

[Preferences](#)

[Search History](#)

[+ Cust. Support](#)

[Home Page](#)

[Comments](#)

[Log Off](#)

Corporate Links:

[Home Page](#)

[Library](#)

[Email Site Admin.](#)

[CCC Alerts](#)

1.

Select Your Category

Current category is:

[Paints & Coatings](#)

2.

Enter your search terms below:

Word(s)

[Browse Index](#)

AND

Pick Search Field:

[Browse Index](#)

[Add a Search Term](#)

3.

Search

Searching in [Paints & Coatings](#)

\$2.00

STN Easy for Intranets helps information professionals fill new roles and add value

- Role: Web design and Intranet content management
 - Easy to set-up, administer, and search
 - Access to existing STN Easy content and custom categories
 - Current-awareness alerts from all 200+ STN databases
 - Blends with look-and-feel of your intranet
 - Brand company and Info Pro services

STN Easy for Intranets helps information professionals fill new roles and add value

- Role: Training
 - Easy-to-use interface with no training needed
 - World-class Customer Service and Software Support
- Role: Value-added services
 - Budget control with charge back codes
 - Frees Info Pro for difficult searches and analysis

STN*Easy*[®]
for Intranets