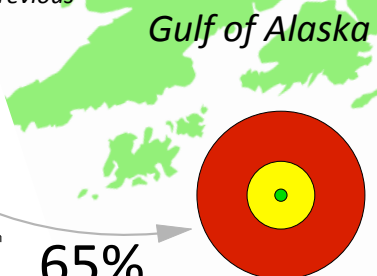
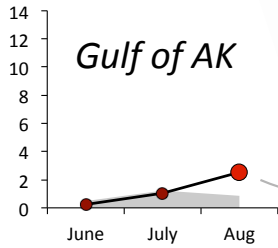


# Murres on the Beach in 2015

## Carcass Counts

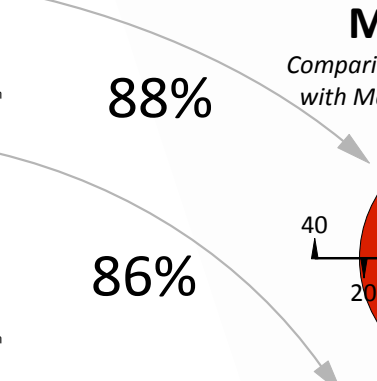
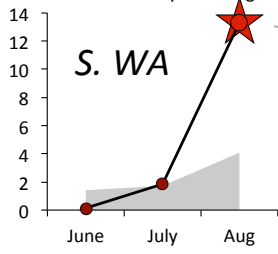
Comparing Summer 2015 to Previous



The Number of Bird Carcasses You Would Find in a One Kilometer Walk on the Beach

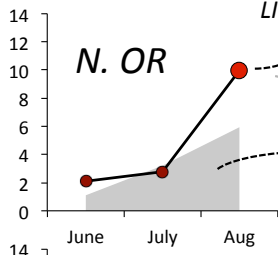
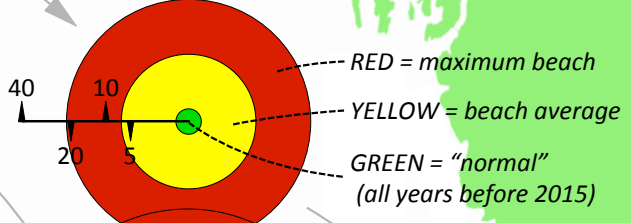


**Percent Murres**  
Of the August 2015 Total Carcass Count

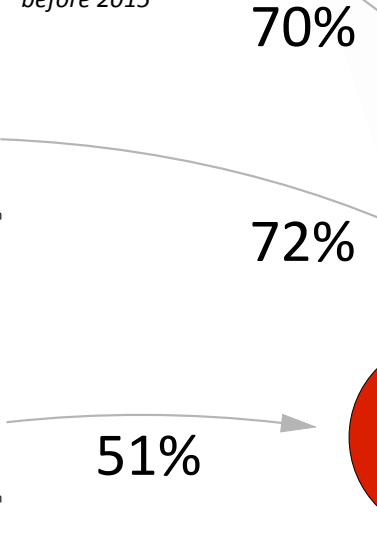
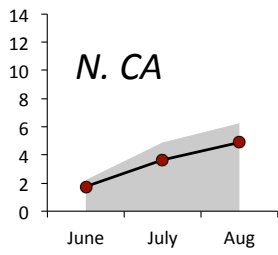
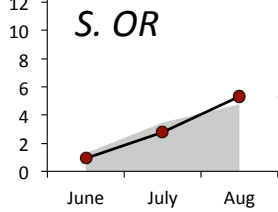


## Murre Counts

Comparing August 2015 to Previous, with Maximum Beach Highlighted



LINE, DOTS and STARS = 2015  
GRAY AREA = average over all years before 2015



N. Wash.  
S. Wash.  
N. Ore.  
S. Ore.  
N. Cal.