


COMMUNITIES COUNT 2002: Social and Health Indicators Across King County



Social determinants of health in community
health assessment

University of Washington, May 8, 2003

Kathryn Horsley, DrPH
Alison Eisinger, MSW


Public Health-Seattle & King County

Mission




Communities Count is committed to improving community conditions through information advocacy -- providing accurate and timely reports on the conditions that matter to King County families and communities in order to stimulate action.

Partners



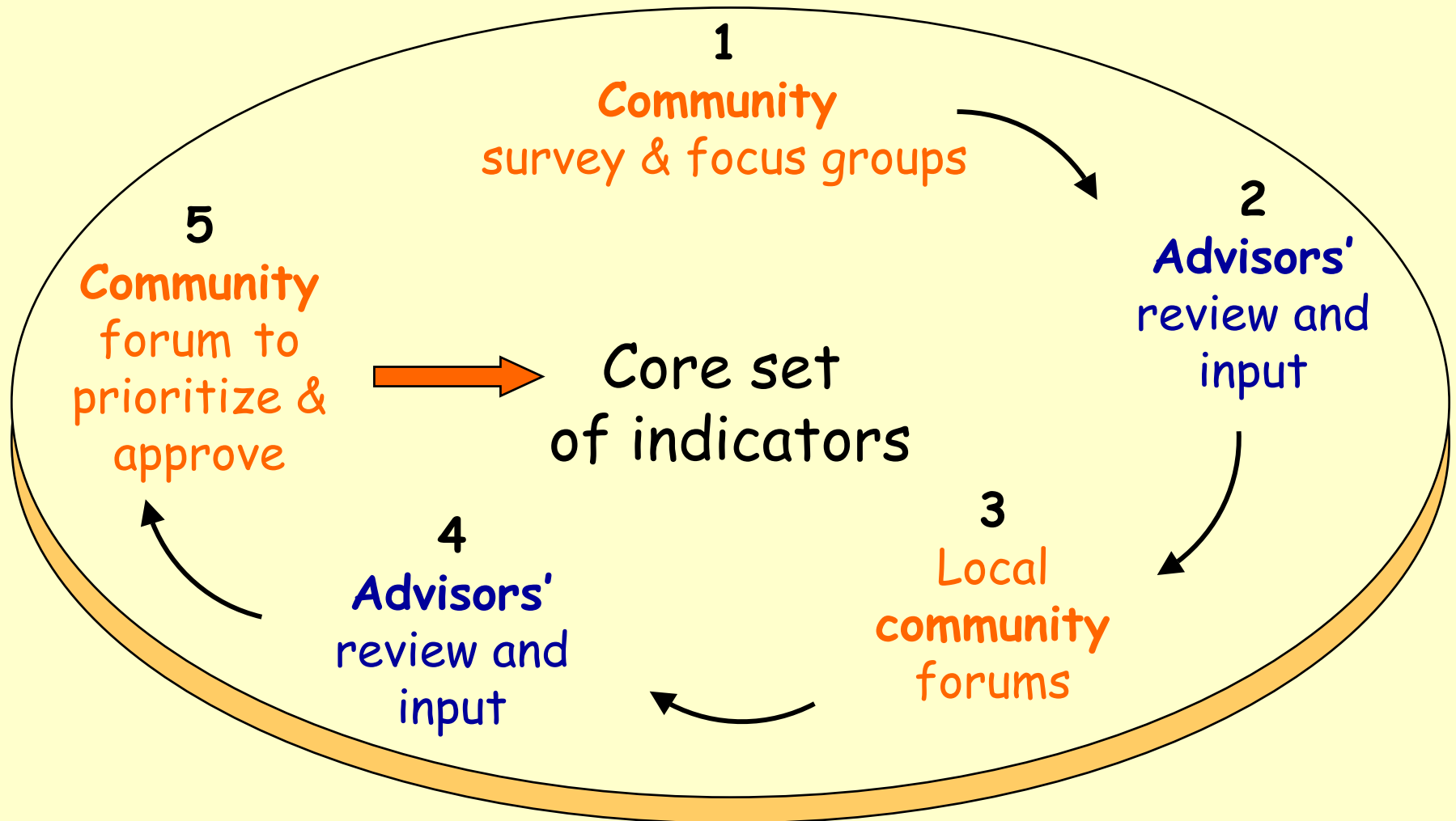
- ☒ City of Bellevue, Parks & Com. Services
- ☒ City of Seattle Human Services Dept.
- ☒ City of Seattle Office of Sustainability
- ☒ King County Children and Family Commission
- ☒ King County Dept. of Comm.& Human Services
- ☒ Public Health - Seattle & King County
- ☒ Sustainable Seattle
- ☒ United Way

Participation to select indicators




- ⌘ Over 1,500 King County residents participated in process
- ⌘ Random-digit dial telephone survey
- ⌘ Focus groups with 13 different groups
- ⌘ 2 Civic Forums
- ⌘ 5 Public Forums (held across county)

Indicator development



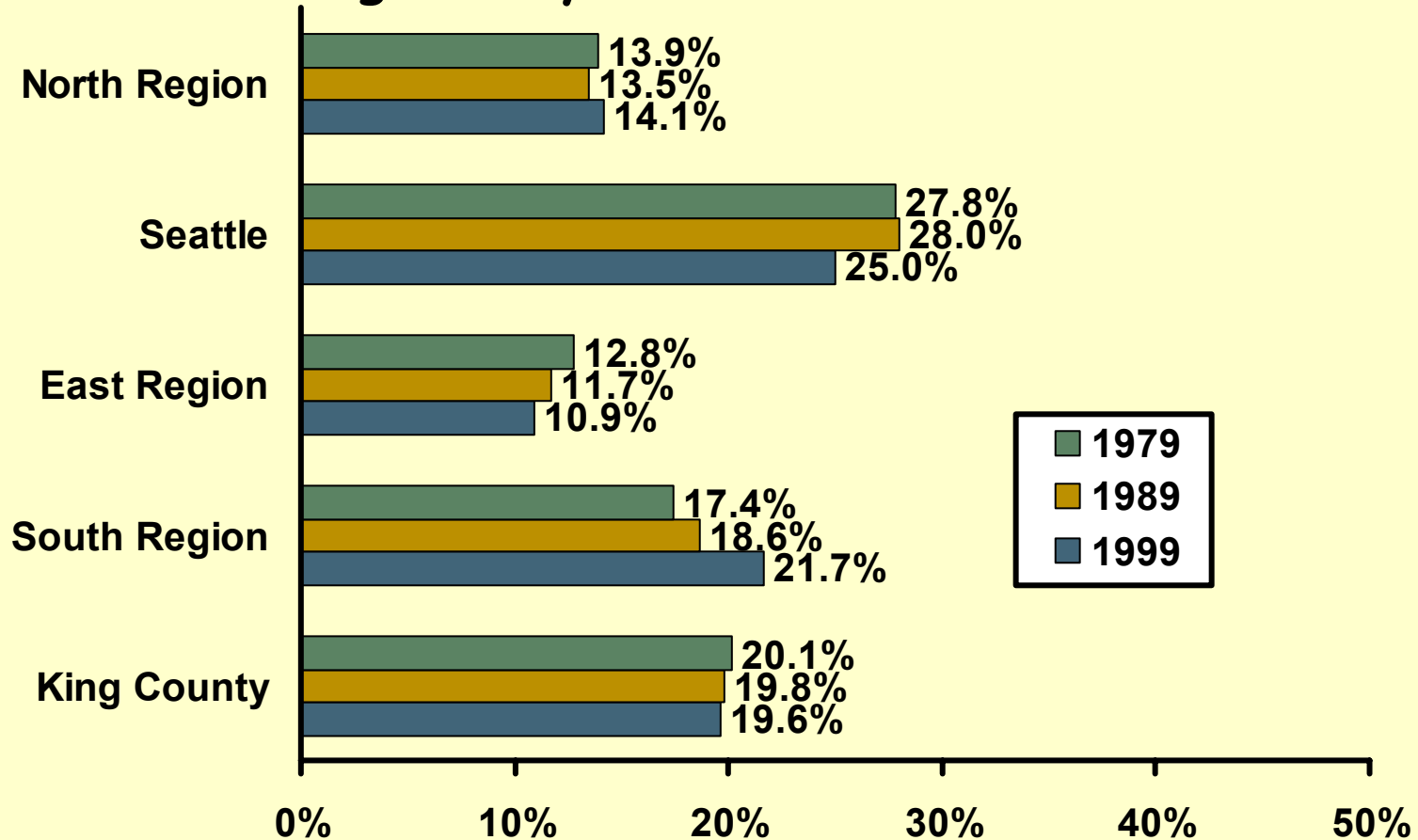
Basic Needs and Social Well-Being



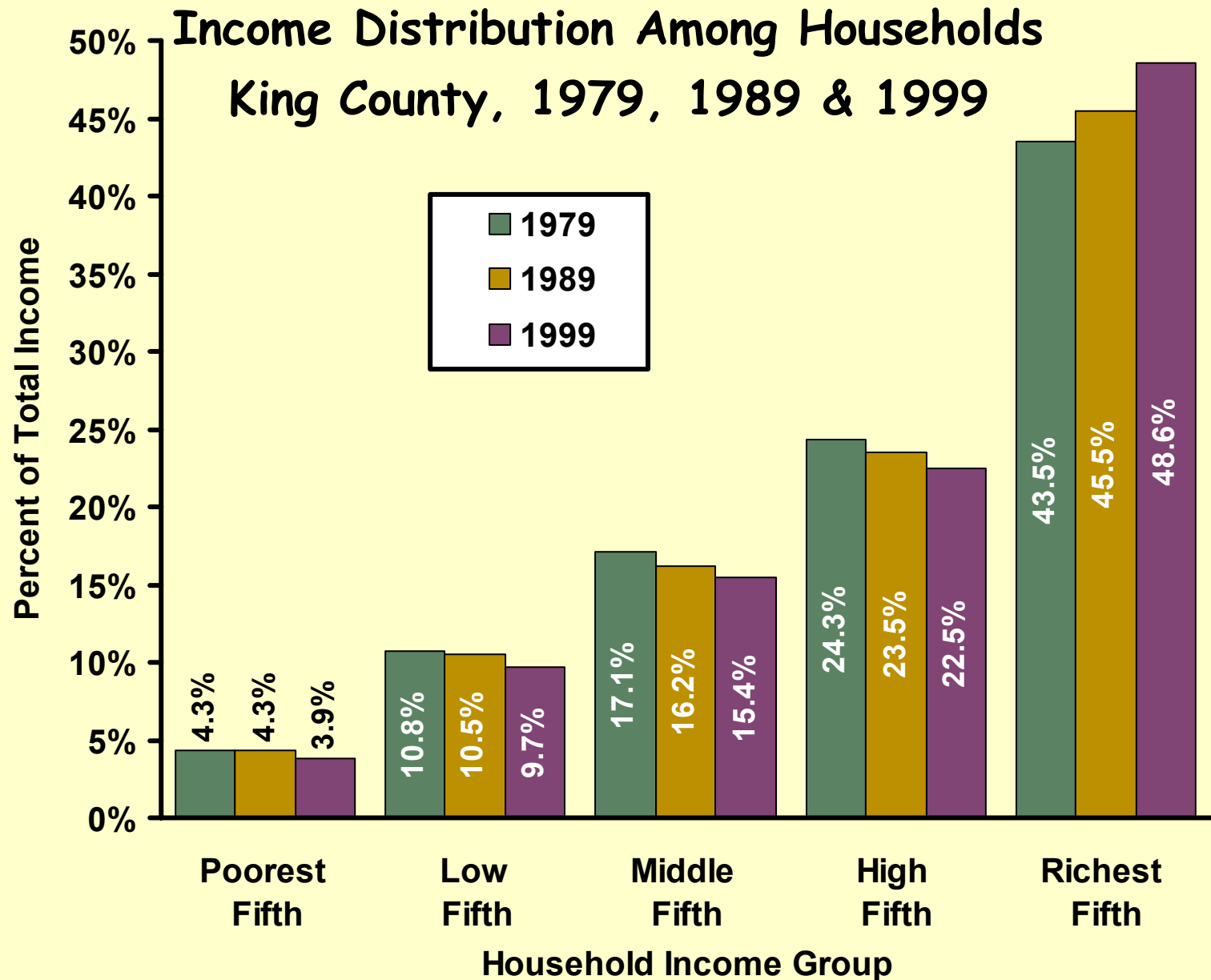
- ⌘ Adequate food
- ⌘ Affordable housing
- ⌘ Living wage income
- ⌘ Income distribution
- ⌘ Social support
- ⌘ Freedom from discrimination

Living Wage Income

Percent Living Below 200% of Federal Poverty Level King County, 1979, 1989 & 1999



Income Distribution



Positive Development through Life Stages



- ⌘ Family friendly employment
- ⌘ Parent/guardian involvement in child's learning
- ⌘ Quality, affordable child care
- ⌘ Academic achievement
- ⌘ Developmental assets/ Risk and protective factors in youth
- ⌘ Positive social beliefs & behavior in youth
- ⌘ Participation in life-enriching activities

Family Friendly Employment Benefits

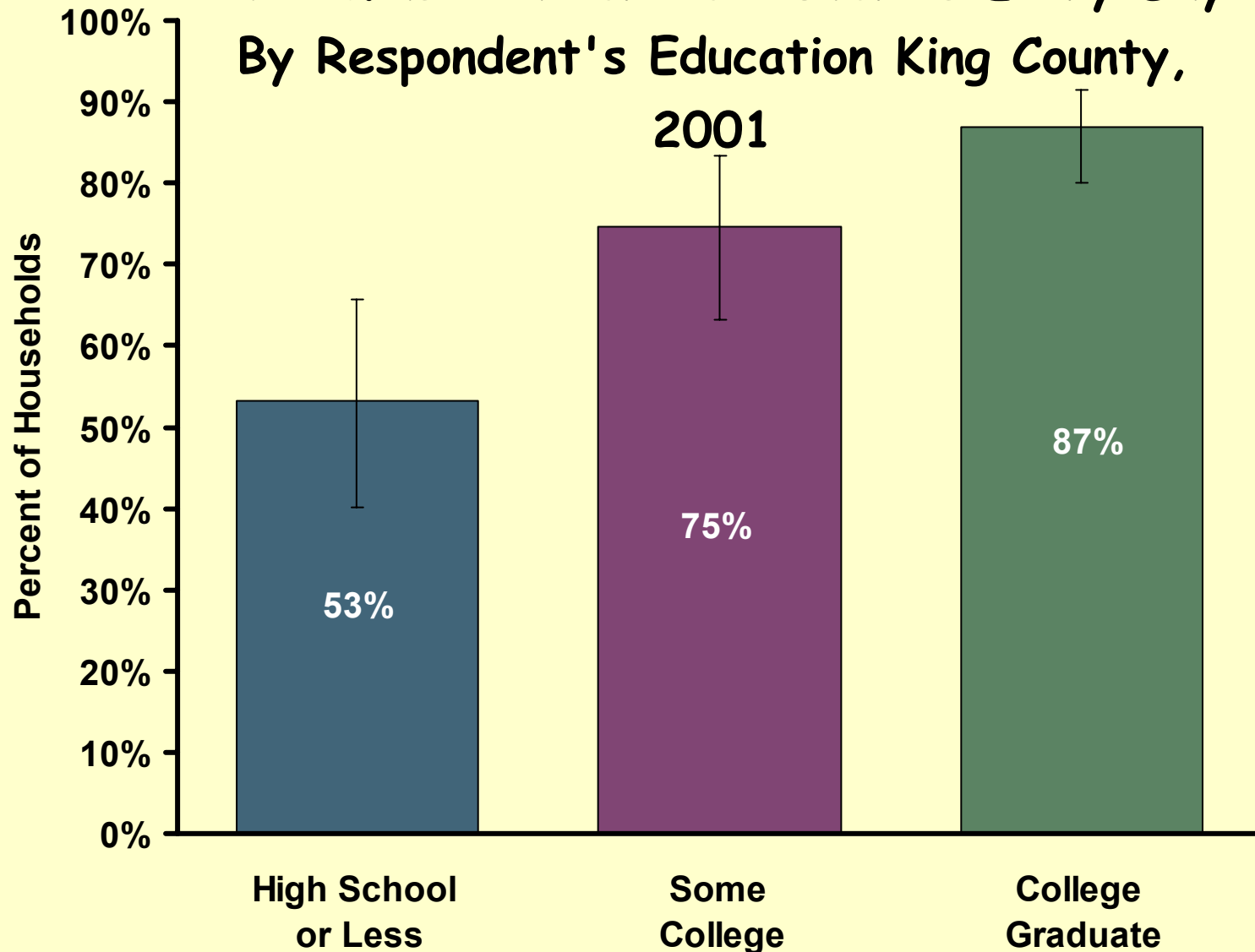
Percent of King County Employers Who Offer Family, Medical and Personal Leave Benefits, 2002

	Small Employers		Medium Employers		Large Employers	
	Offered	Paid At Least 1 Day	Offered	Paid At Least 1 Day	Offered	Paid At Least 1 Day
Maternity	36.6%	15.4%	62.1%	17.4%	90.4%	11.5%
Paternity	20.0%	7.4%	36.4%	9.8%	65.4%	11.5%
Sick Adult	28.0%	17.7%	37.9%	25.0%	65.4%	34.6%
Sick Child	32.6%	21.1%	44.7%	31.8%	75.0%	50.0%
School Visit	22.9%	10.3%	25.0%	12.9%	32.7%	21.2%
Death in Family	64.0%	49.7%	83.3%	72.0%	94.2%	80.8%

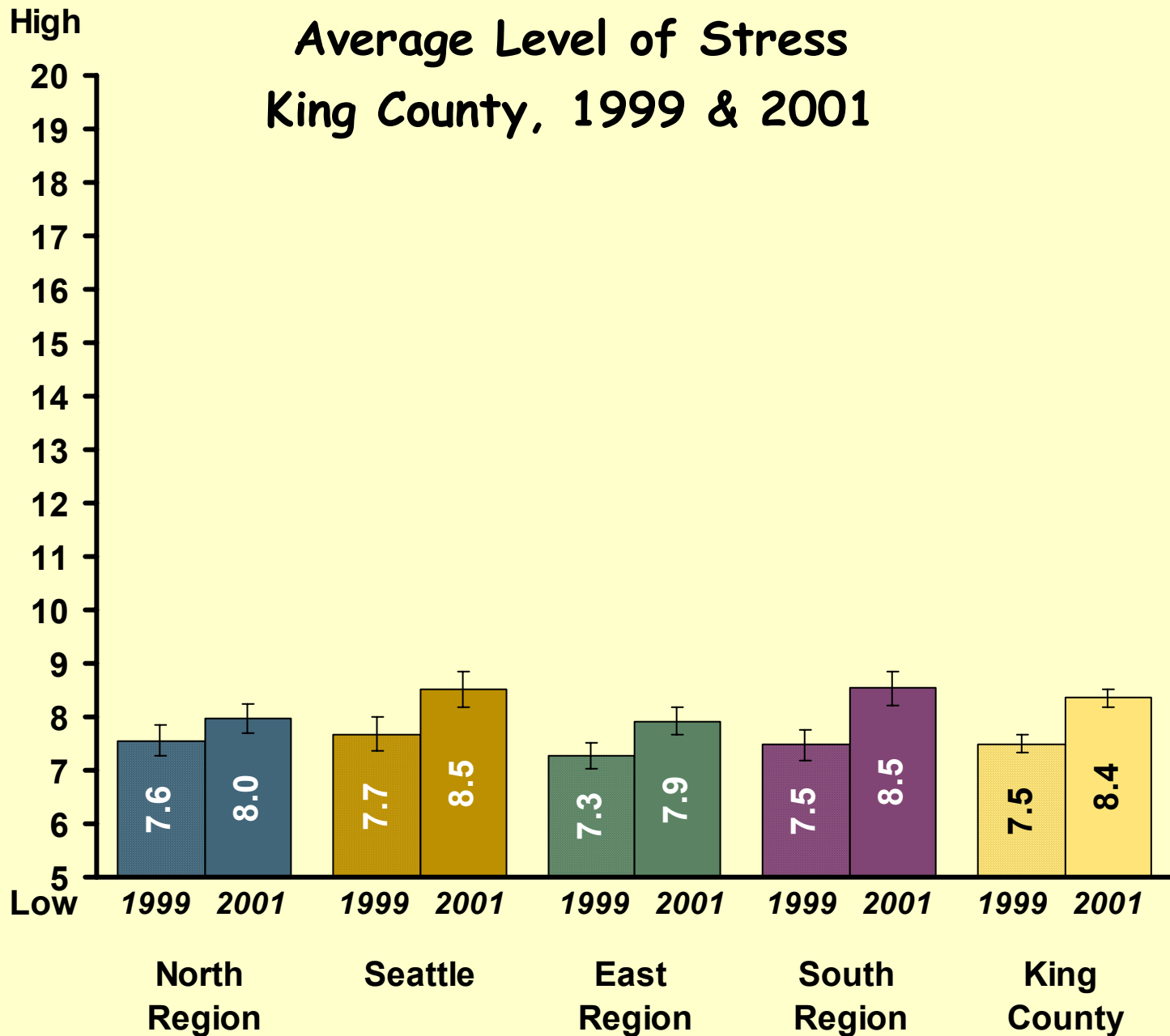
Parent Involvement in Child's Learning

Households With Children Age 2-5 Where
Child Was Read or Told Stories Every Day
By Respondent's Education King County,

2001

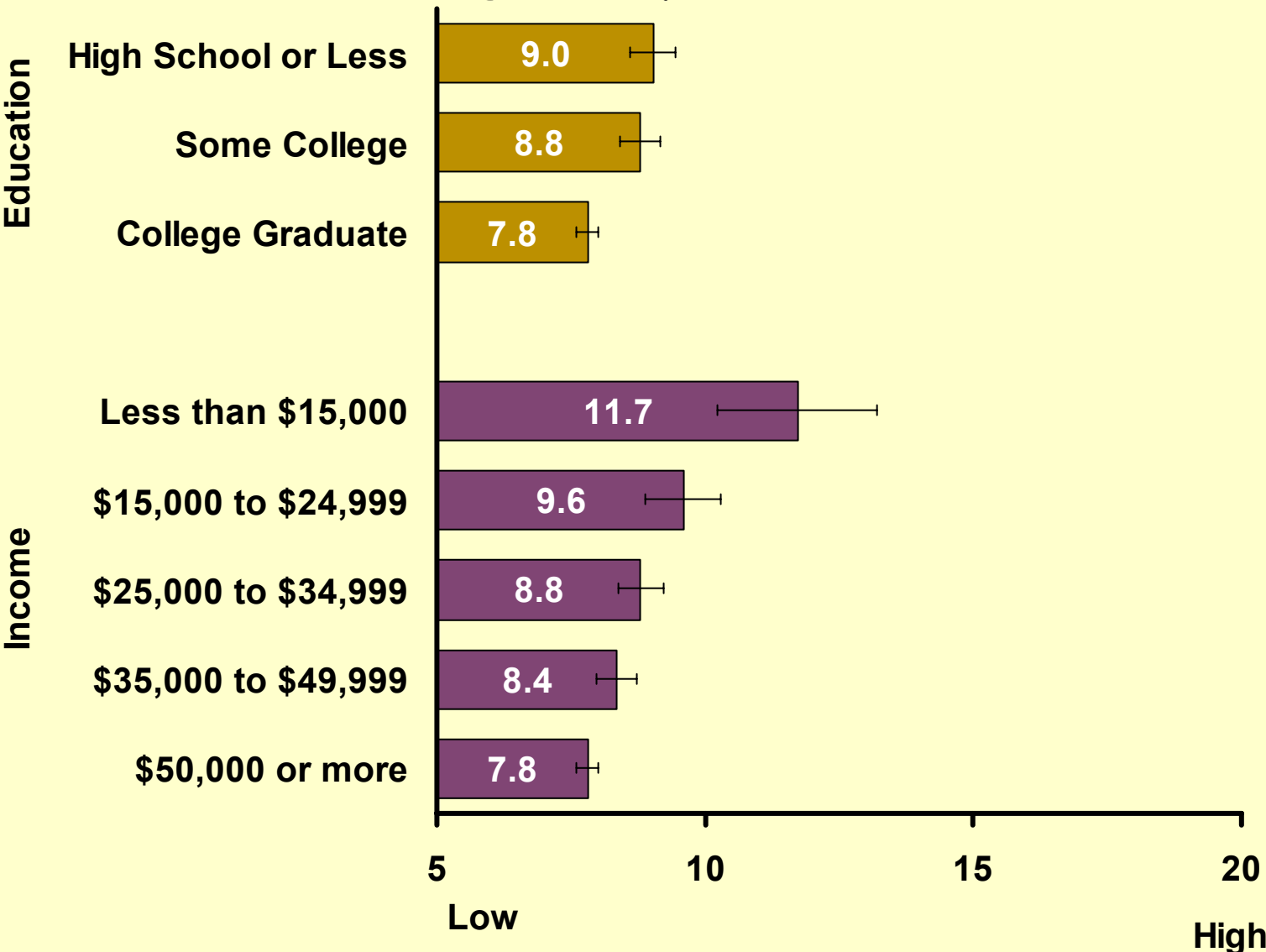


Stress



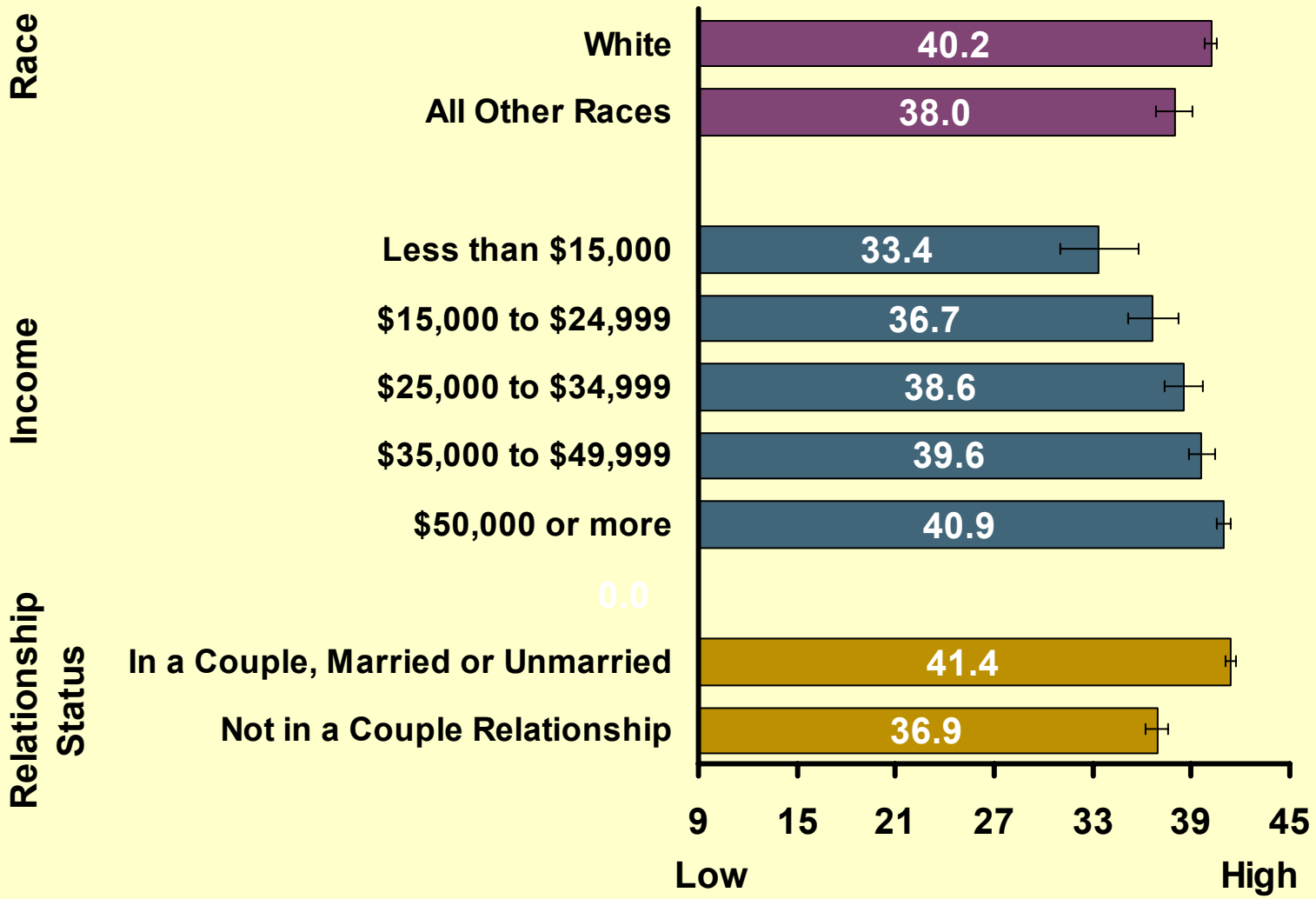
Stress

Average Level of Stress By Education and Income King County, 2001

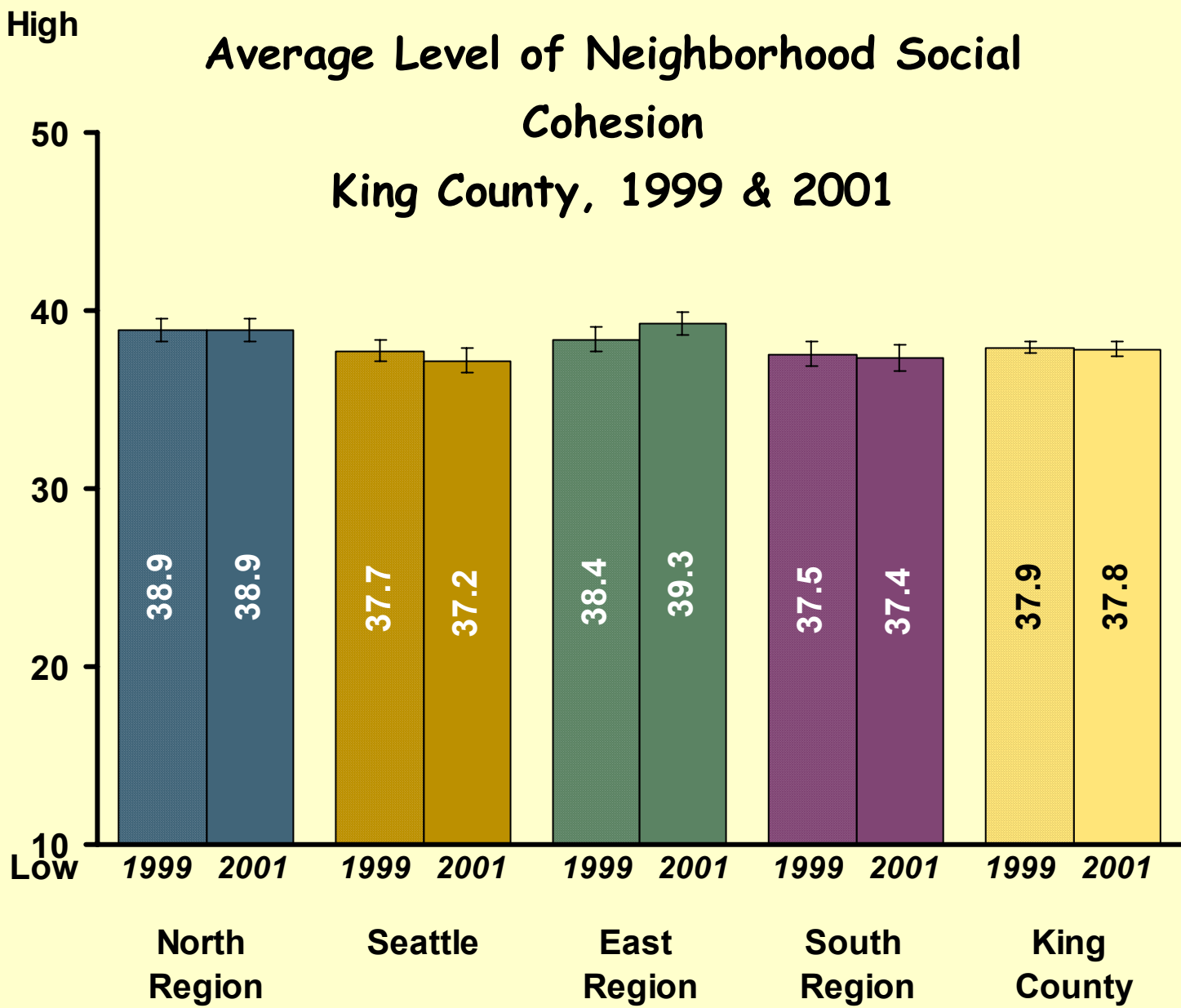


Social Support

Average Level
By Race, Income and Relationship Status
King County, 2001

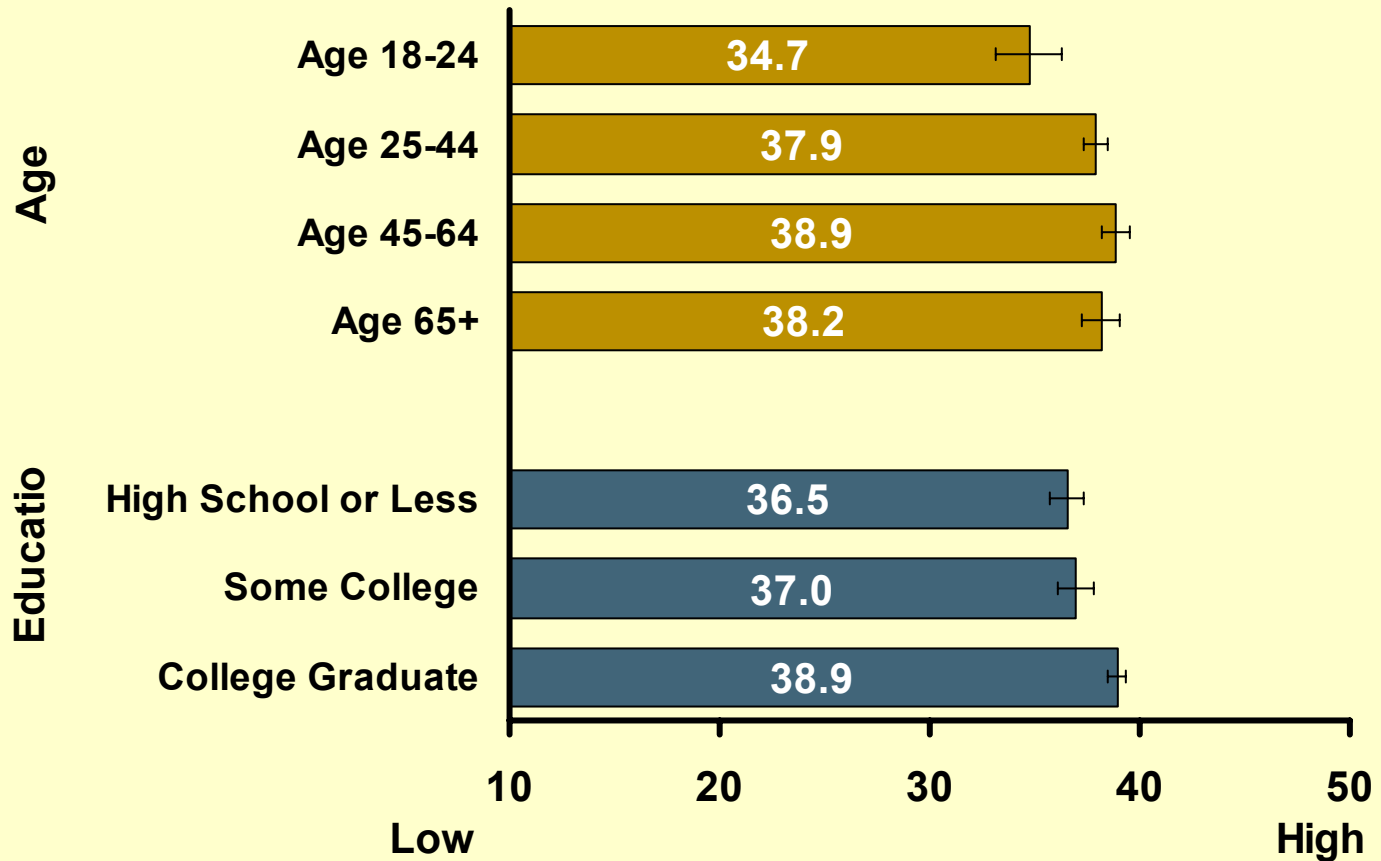


Neighborhood Social Cohesion



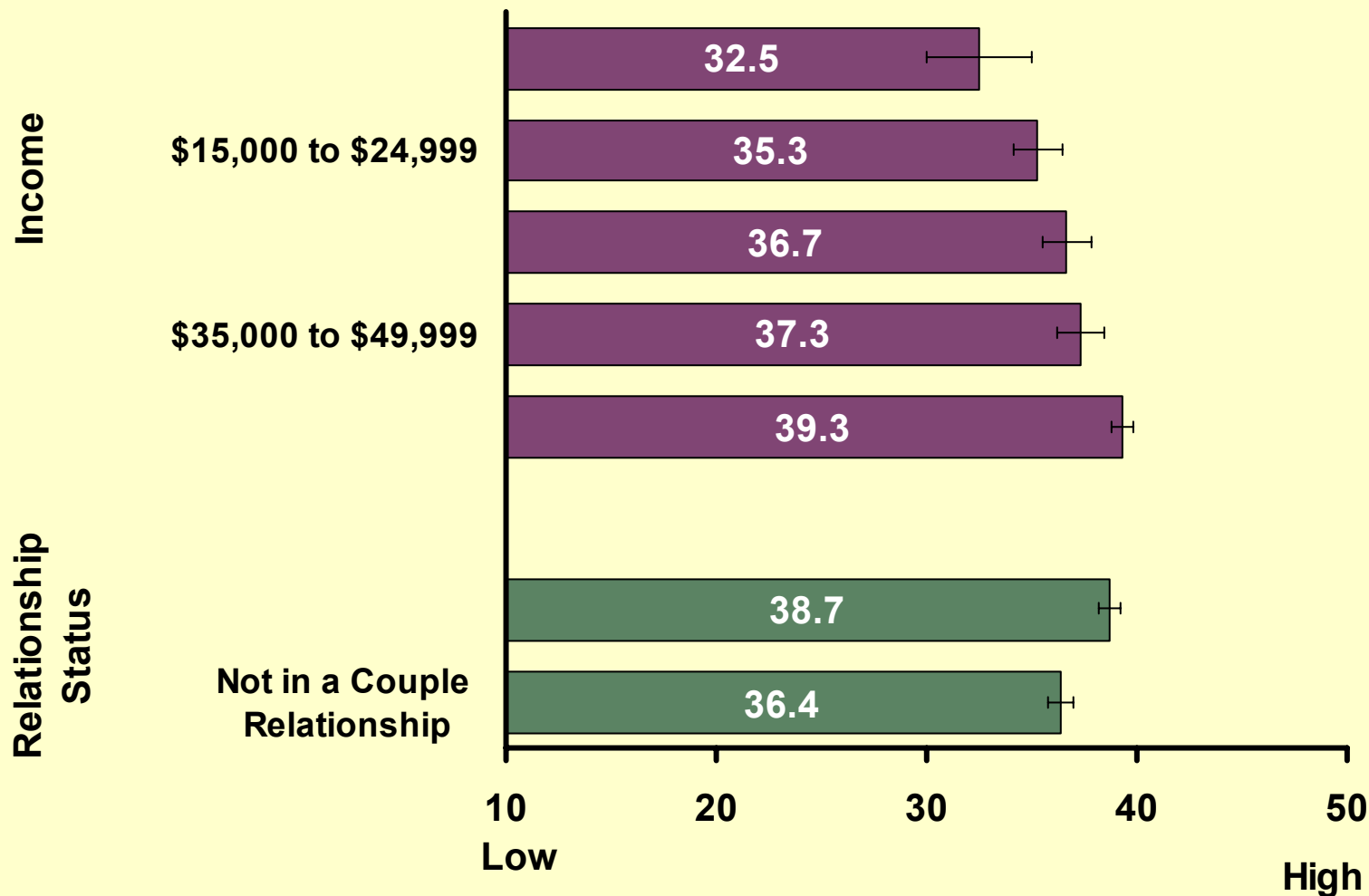
Neighborhood Social Cohesion

Average Level
By Age and Education
King County, 2001



Neighborhood Social Cohesion

Average Level
By Income and Relationship Status
King County, 2001



Rationale for Data Collection Partnerships



- ❖ **CONTEXT:** Exploration of concepts across multiple groups
- ❖ **COMPLEMENTARITY:**
Focus group data complement survey data
- ❖ **COMMITMENT:** An inclusive process

Data Collection Partnerships

29 focus groups in
five languages with
255 participants

❖ English (11 groups)

- ◆ Low income people (8) Statewide Poverty Action Network (2 with Welfare Rights Organizing Coalition)
- ◆ African Americans (3) Center for Multicultural Health

❖ Russian (3 groups)

- ◆ International Counseling and Community Services

❖ Somali (3 groups)

- ◆ Somali Women and Children Skills for Change

❖ Spanish (6 groups)

- ◆ Center for Human Services

❖ Vietnamese (6 groups)


- ◆ Ruth Dykeman Children's Center, Refugee Assistance Program

Data Collection Partnerships approach




- ❖ Bilingual, bicultural staff from partner agencies
- ❖ Training and on-going technical support from Public Health
- ❖ Spirit of problem-solving and mutual respect for partners' expertise and skills

Social support themes



- ◆ Where do people find social support?
- ◆ "Socializing is a beautiful thing"
- ◆ Isolation, lack of support, and stress
- ◆ Immigrants' experiences of support

Neighborhood Social Cohesion themes



- ❖ What is it like to live in your neighborhood?
- ❖ "People of many origins": Shared neighborhoods
- ❖ "Nobody knows anybody": What keeps neighbors apart?
- ❖ "A smile is worth a thousand words": Developing a sense of community

Data Collection Partnerships: Summary



- ❖ Qualitative methods as complementary
 - ❖ Inclusion of perspectives otherwise missed
 - ❖ Quotations add words to the numbers
- ❖ Findings can inform the next phase of data collection

Accomplishments



- ⌘ Report disseminated widely
- ⌘ Website: <http://www.communitiescount.org>
- ⌘ Building support for actions and funding from public and private sectors to address indicators of concern
- ⌘ Update report every 2 years to follow our communities' progress over time

Accomplishments



⌘ Examples of actions in response to *Communities Count 2000* Report

- ☑ Budget decision in response to findings
- ☑ Program developed in response to a region concern
- ☑ Indicators used to guide allocation and contracting