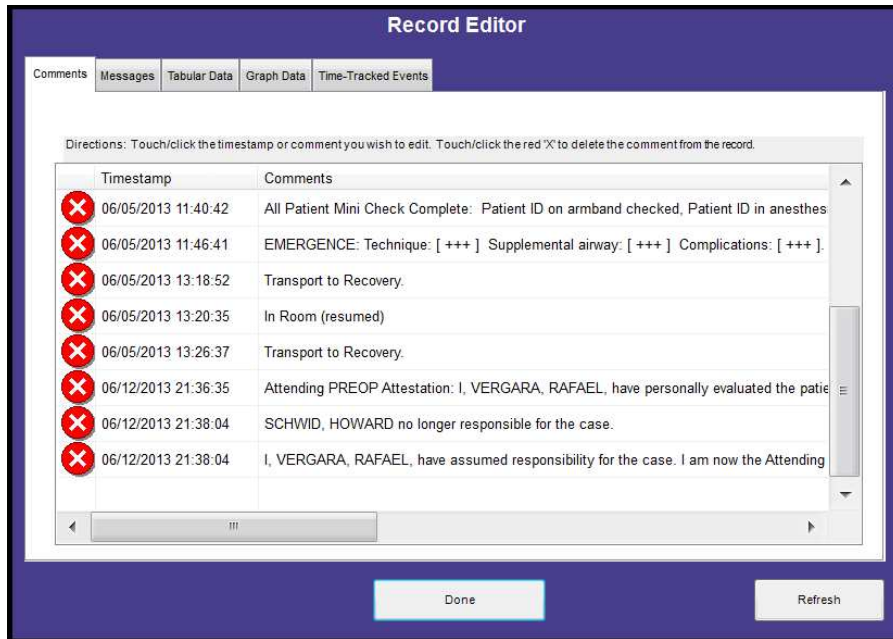
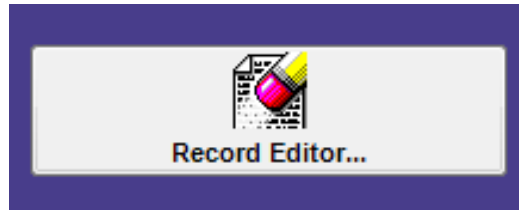


Attestations

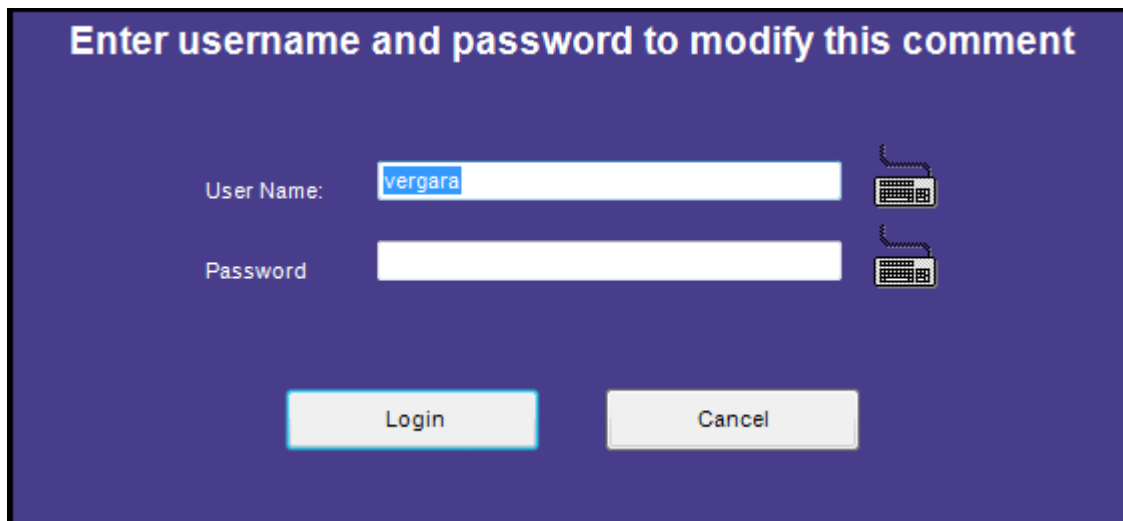
Attending attestations are now password protected. Cannot edit or delete without password authentication

The Record Editor interface shows a list of comments with timestamps and red 'X' icons for editing or deleting. The comments are as follows:

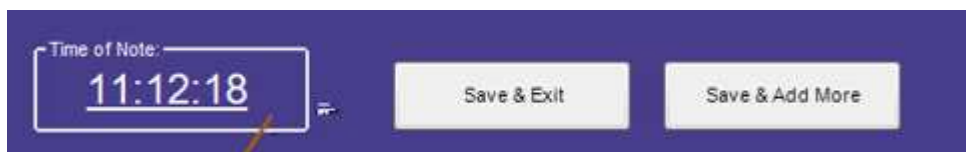
Timestamp	Comments
06/05/2013 11:40:42	All Patient Mini Check Complete: Patient ID on armband checked, Patient ID in anesthes
06/05/2013 11:46:41	EMERGENCE: Technique: [+++] Supplemental airway: [+++] Complications: [+++].
06/05/2013 13:18:52	Transport to Recovery.
06/05/2013 13:20:35	In Room (resumed)
06/05/2013 13:26:37	Transport to Recovery.
06/12/2013 21:36:35	Attending PREOP Attestation: I, VERGARA, RAFAEL, have personally evaluated the patie
06/12/2013 21:38:04	SCHWID, HOWARD no longer responsible for the case.
06/12/2013 21:38:04	I, VERGARA, RAFAEL, have assumed responsibility for the case. I am now the Attending

At the bottom of the interface are "Done" and "Refresh" buttons.

Clicking on the attestation to be edited will prompt for a login

A purple dialog box titled "Enter username and password to modify this comment". It contains two input fields: "User Name:" with the text "vergara" and "Password:". To the right of each field is a keyboard icon. At the bottom are "Login" and "Cancel" buttons.

If you would like to specify the correct time at the time of documenting the attestation, simply edit the time field at the bottom left as you save them

The bottom of the interface shows a "Time of Note:" field with the time "11:12:18" and a small clock icon. To the right are "Save & Exit" and "Save & Add More" buttons.