

Year	Date	Time	Hours after sunrise	Site	Slack Low	Low Tide Height (ft)	Tide
2001	5/22/01	11:00	5.5	South	11:12	neg 1.17	S
2001	5/22/01	13:30	8	Middle	11:12	neg 1.17	Rising
2001	5/23/01	11:00	5.5	North	11:46	neg 1.82	Falling
2002	5/9/02	9:00	3.5	North	10:26	1.4 ft	Falling
2002	5/9/02	11:00	5.5	Middle	10:26	1.4 ft	S
2002	5/10/02	9:00	3.5	South	10:50	0.5 ft	Falling
2002	5/10/02	13:00	7.5	Middle	10:50	0.5 ft	Rising
2003	5/28/03	9:00	4	North	10:27	neg 0.1 ft	Falling
2003	5/28/03	13:00	8	Middle	10:27	neg 0.1 ft	Rising
2003	5/29/03	9:00	4	South	10:55	neg 0.8 ft	Falling
2004	5/19/04	11:00	5.5	Middle	11:38	neg 1.6 ft	Falling
2004	5/19/04	13:00	7.5	South	11:38	neg 1.6 ft	Rising
2005	5/23/05	9:30	4	North	11:17	neg 2.4 ft	Falling
2005	5/23/05	13:00	7.5	South	11:17	neg 2.4 ft	Rising
2005	5/24/05	9:15	4	Middle	11:56	neg 3.1 ft	Falling
2006	5/25/06	9:30	4	South	10:11	neg 1.4 ft	Falling
2006	5/25/06	13:00	8	Middle	10:11	neg 1.4 ft	Rising
2007	5/16/07	10:30		North	11:38	neg 3.3	Falling
2007	5/16/07	13:30		Middle	11:38	neg 3.3	Rising
2008	5/21/08	9:30	4	North	1:06	neg 1.8	Falling
2008	5/21/08	12:30	7	Middle	1:06	neg 1.8	Fall/Slack
2009	5/21/09	9:10	4	North	9:15	0.1	Fall/Slack
2009	5/21/09	12:30	7	Middle	9:15	0.1	Rising
2010	5/25/10	9:30	4	Middle	9:42	neg 1.0 ft	Falling
2010	5/25/10	12:15	7	North	9:42	neg 1.0 ft	Rising
2011	6/5/11	9:45	4.5	North	11:00	neg 1.7 ft	Falling
2011	6/5/11	1:00	8	South	11:00	neg 1.7 ft	Rising
2012	5/21/12	9:30	4	South	11:45	neg 1.12	Falling
2012	5/21/12	12:30	7	North	11:45	neg 1.12	Rising
2013	5/22/13	9:15	4	North	9:26	neg 0.47	Falling
2013	5/22/13	12:30	7	South	9:26	neg. 0.47	Rising
2014	5/27/14	9:30	5	South	10:41	neg 1.04	Falling
2014	5/27/14	1:00	8	North	10:41	neg 1.04	Rising
2015	5/29/15	9:30	4	North	9:22	0.95	Falling
2015	5/29/15	12:30	7	Middle/So	9:22	0.95	Rising
2016	6/3/16	9:30	4	South	10:07	neg 1.51 ft	Falling
2016	6/3/16	12:30	7	North	10:07	neg 1.51 ft	Rising
2017	5/24/17	9:30	4	North	10:24	neg 1.21	Falling
2017	5/24/17	12:30	7	South	10:24	neg 1.21	Rising
2018	5/29/18	9:30	4	South	11:43	neg 0.95 ft.	Falling
2018	5/29/18	12:30	7	North	11:43	neg 0.95 ft.	Rising

Pacific Herring	Juvenile Salmon	Surf Smelt	Cod	Sculpins	Tube Snout	Shiner Perch	Striped Perch	Greenling
0	10	0	5	39	111	72	9	5
0	0	0	9	28	56	32	8	4
9	0	19	13	19	30	47	0	0
6	1	14	4	67	26	0	1	6
1	1	3	3	45	2	4	0	1
3	0	0	1	29	47	4	0	4
2	2	0	11	38	48	3	0	2
3	4	65	154	43	1	9	0	7
3	0	111	15	46	48	14	3	16
1	0	19	3	39	17	3	3	13
2	0	246	2	73	15	80	7	16
0	0	0	15	22	60	3	11	28
68	0	0	167	91	16	370	2	14
20	0	0	15	136	10	35	4	9
9	0	0	199	202	3	74	1	7
0	0	115	66	186	10	53	1	11
0	2	5	65	148	14	1	0	18
0	1	0	70	164	9	0	0	1
0	26	0	35	75	17	3	0	2
0	0	0	893	170	3	0	0	7
4 (?)	0	0	158	218	2	0	0	7
0	73	0	3	206	1	0	0	4
4 (?)	3	4 (?)	1,979	315	9	5	0	6
3	7	0	0	147	33	8	0	2
0	0	0	0	103	57	1	0	10
0	0	0	81	162	2	2	0	40
0	0	0	48	30	43	36	6	15
0	0	1	65	142	14	114	16	2
1	0	0	39	189	8	6	0	2
0	0	0	23	89	0	13	4	5
0	1	0	3	86	0	74	1	19
4	0	5	13	168	7	371	13	7
0	0	1	1	76	0	494	3	13
0	0	171	7	28	5	281	1	8
0	0	56	7	29	3	74	9	12
0	0	4	32	47	2	157	0	3
0	0	0	1	46	0	618	0	3
0	0	0	0	87	0	1	0	4
0	1	0	0	30	0	412	1	0
0	0	1	15	165	0	9	0	2
0	0	13	16	106	1	1	0	6

Starry							
English Sole > 10 cm	Flounder > 10 cm	Rock Sole > 10 cm	flatfish <10 cm	Threespine Stickleback	Pacific Sandlance	Copper Rockfish	Gunnel
8	4	0	24	15	2	2	92
1	2	0	14	3	162	2	126
0	2	0	30	0	0	0	20
0	1	1	27	0	6	0	18
0	0	1	3	0	0	0	7
0	0	4	11	0	2088	0	109
0	1	0	13	6	1	0	95
0	0	0	65	0	14	0	28
3	0	5	17	17	1	0	108
2	0	7	83	1	491	1	203
1	0	2	64	4	2	0	55
3	0	0	38	2	4	0	28
3	0	1	18	1	1	0	28
0	0	1	48	1	2	0	44
2	0	1	117	2	1	0	58
0	0	1	44	4	0	0	256
0	0	0	52	7	1	0	58
0	1	0	106	3	16	0	82
0	1	6	192	15	3	0	117
0	0	0	27	6	0	1	82
0	1	0	87	0	0	0	27
1	1	1	58	0	5	0	5
1	0	1	115	0	22	0	47
2	1	1	128	1	594	0	7
1	0	5	90	0	210	0	39
0	1	0	21	0	27	0	112
1	1	3	2	35	477	0	212
0	0	0	7	19	0	0	87
0	0	1	16	0	0	0	35
0	0	0	7	0	4,412	0	81
0	0	0	10	2	506	0	92
0	0	3	10	1	665	0	460
0	1	1	15	6	0	0	62
0	0	0	13	2	62	0	32
0	0	0	18	1	0	1	38
6	0	0	67	0	6	0	18
10	0	0	129	0	1	0	31
0	0	1	98	0	0	0	85
0	1	0	7	5	0	0	0
1	0	0	145	2	34	0	38
1	1	0	61	0	14	0	59


Bay Pipefish	Snake Prickleback	Snailfish	Poacher	Rainbow Smelt	Pile Perch	Lingcod	Spiny Lump Sucker
15	0	0	0	0	0	0	0
9	17	0	0	0	0	0	0
4	13	0	0	0	0	0	0
4	7	3	1	0	0	0	0
2	50	1	5	0	0	0	0
7	14	0	0	0	0	0	0
9	1	5	1	0	0	0	0
1	53	0	3	0	0	0	0
5	233	2	0	0	0	0	0
2	141	2	0	0	0	0	0
1	156	0	2	3	6	0	0
5	312	0	1	0	2	1	1
2	18	1	1	0	0	0	0
21	47	2	8	0	0	0	0
6	145	0	10	0	0	1	0
24	284	1	0	0	0	3	1
21	1173	0	1	0	0	0	0
2	112	3	16	0	2	0	3
3	230	2	3	0	0	0	0
2	2161	3	0	0	0	0	0
5	820	4	2	0	0	0	6
2	78	0	9	0	0	0	0
2	313	10	7	0	0	0	1
6	120	0	12	0	0	0	2
5	635	0	13	0	0	0	1
2	17	0	3	0	0	0	0
6	567	1	2	0	0	0	1
7	2,835	6	0	0	0	0	1
2	5,263	3	2	0	0	1	6
0	2	0	3	0	0	0	0
3	0	0	0	0	0	0	0
10	29	1	0	0	1	1	1
1	3	0	1	0	0	0	0
4	1	2	1	0	0	0	0
9	1	0	0	0	0	0	0
6	418	1	4	0	0	0	0
2	513	0	13	0	0	0	0
4	224	0	4	0	0	0	0
5	8	0	1	0	0	0	0
7	47	0	6	0	0	0	0
3	143	3	1	0	0	0	0

Other			
Prickleback	Sanddab	Anchovy	Total Fish
0	0	0	413
0	0	0	473
0	0	0	206
0	0	0	193
0	0	0	129
0	0	0	2321
0	0	0	238
0	0	0	450
0	0	0	647
0	0	0	1031
0	0	0	737
0	0	0	536
0	1	0	803
0	0	0	403
5	1	0	844
0	2	0	1062
0	1	0	1567
0	0	0	591
1	0	0	731
0	0	0	3355
0	0	0	1337
0	0	0	447
0	0	0	2836
0	0	1	1075
0	0	0	1170
0	0	0	470
0	0	0	1486
0	0	0	3316
0	0	0	5,574
0	0	0	4639
0	0	0	797
0	0	0	1770
0	0	0	678
0	0	0	618
0	0	0	258
0	0	0	771
0	0	0	1367
0	0	0	508
0	0	0	471
0	0	0	472
0	0	0	429




2002
2002
2002
2002
2003
2003
2003


2009
2009

2015
2015
2016
2016
2017
2017
2018
2018



Fish Species	M-01	M-02	M-03
Surf Smelt	19	17	195
Cod	27	19	172
Sculpins	86	179	128
Tube Snouts	197	123	66
Shiner Perch	151	11	26
Flat Fish > 10cm	17	8	17
Flat Fish < 10cm	68	54	165
Pac. Sandlance	164	2095	506
Gunnels	238	229	339
Sn. Prickleback	30	72	427
Total	997	2807	2041





Year	Surf Smelt	Cod	Sculpins
2001	19	27	86
2002	17	19	179
2003	195	172	128

