

Impacts of climate change on marine ecosystem production in societies dependent on fisheries

M. Barange^{1*}, G. Merino^{1,2}, J. L. Blanchard³, J. Scholtens⁴, J. Harle⁵, E. H. Allison⁶, J. I. Allen¹, J. Holt⁵ and S. Jennings^{7,8}

Growing human populations and changing dietary preferences are increasing global demands for fish¹, adding pressure to concerns over fisheries sustainability². Here we develop and link models of physical, biological and human responses to climate change in 67 marine national exclusive economic zones, which yield approximately 60% of global fish catches, to project climate change yield impacts in countries with different dependencies on marine fisheries³. Predicted changes in fish production indicate increased productivity at high latitudes and decreased productivity at low/mid latitudes, with considerable regional variations. With few exceptions, increases and decreases in fish production potential by 2050 are estimated to be <10% (mean +3.4%) from present yields. Among the nations showing a high dependency on fisheries³, climate change is predicted to increase productive potential in West Africa and decrease it in South and Southeast Asia. Despite projected human population increases and assuming that per capita fish consumption rates will be maintained¹, ongoing technological development in the aquaculture industry suggests that projected global fish demands in 2050 could be met, thus challenging existing predictions of inevitable shortfalls in fish supply by the mid-twenty-first century⁴. This conclusion, however, is contingent on successful implementation of strategies for sustainable harvesting and effective distribution of wild fish products from nations and regions with a surplus to those with a deficit. Changes in management effectiveness² and trade practices⁵ will remain the main influence on realized gains or losses in global fish production.

Marine fisheries provide 80Mt of protein and micronutrient-rich food for human consumption per year and contribute US\$230 billion to the global economy, offering livelihood support to 8% of the world's population⁵. With demand for fish products predicted to increase, efforts to support food and livelihood security need to be informed by predictions of changes in fish production and their societal and economic consequences. Biological predictions based on ocean-atmosphere general circulation models (OA-GCMs) have demonstrated that climate change will modify the physical and chemical properties of the oceans, affecting the productivity, distribution, seasonality and efficiency of food webs, from primary producers⁶ to fish^{7,8}. However, using GCMs to predict fish

production has several uncertainties, in addition to their structural and natural variability uncertainties⁹. First, the resolution of GCMs is too coarse (typically 1°–2°) to capture the processes that dominate the dynamics of the world's coastal and shelf regions, such as coastal upwelling and tidal mixing¹⁰, which exhibit significantly different responses to climate than the open ocean. Directly addressing the effects of these processes is an important challenge because coastal and shelf regions contribute a quarter of the global primary production and most global fish production¹¹. Second, predicting the impacts of climate change on the ecosystem and fish production remains a challenge, as it depends on the transfer of energy through complex and often compensatory food chain processes¹². Approaches at present either make strong habitat or energy transfer assumptions^{8,13}, or focus on predicting impacts on individual species¹⁴.

Here we directly address these challenges by developing and applying a highly resolved coupled physical–biological shelf-seas model to 67 marine national exclusive economic zones (EEZs). The model was forced using a single GCM (Institute Pierre Simon Laplace Global Climate Model; IPSL-CM4) under the Intergovernmental Panel on Climate Change (IPCC) SRES (Special Report on Emissions Scenarios) A1B scenario, providing ten-year mean outputs for the present day and 2050. These were used to drive a dynamic size-based food web model to estimate the ecological consequences of climate change on fish production capacity. Finally, we evaluate the societal relevance of these results by looking at the dependency of individual countries on their fisheries sectors in terms of food and livelihood security, as well as at the expected global demand for fish products for an increasing human population.

Our results show that in all the shelf regions considered the mixed layer depth temperature (MLDT, the depth to which the density difference from the surface is less than 0.03 kg m⁻³) is expected to increase when referenced to the present day. By 2050, predicted warming of the mixed layer of shelf seas will range from a moderate 0.2 °C in the Irish EEZ to 2.9 °C off Korea and East China (Figs 1a and 2a).

Our models predict average increases in net primary production of shelf seas of about 14%, slightly larger but still consistent with existing estimates of global primary production change based on coarse-scale GCMs (ref. 6). Ecosystems in higher (lower) latitudes will generally experience production increases (decreases; Figs 1b

¹Plymouth Marine Laboratory, Prospect Place, Plymouth PL1 3DH, UK, ²AZTI-Tecnalia, Marine Research Division, Herrera Kaia, Portualdea s/n, 20110 Pasaia, Spain. ³Department of Animal and Plant Sciences, University of Sheffield, Western Bank, Sheffield S10 2TN, UK. ⁴MARE Centre for Maritime Research, Amsterdam Institute for Social Science Research, University of Amsterdam, Plantage Muidergracht 14, 1018 Amsterdam, The Netherlands.

⁵National Oceanography Centre, Joseph Proudman Building, 6 Brownlow Street, Liverpool L3 5DA, UK. ⁶School of Marine and Environmental Affairs, University of Washington, 3707 Brooklyn Avenue Northeast, Seattle, Washington 98105, USA. ⁷Centre for Environment, Fisheries and Aquaculture Science, Lowestoft Laboratory, Pakefield Road, Lowestoft NR33 0HT, UK. ⁸School of Environmental Sciences, University of East Anglia, Norwich NR4 7TJ, UK.

*e-mail: m.barange@pml.ac.uk

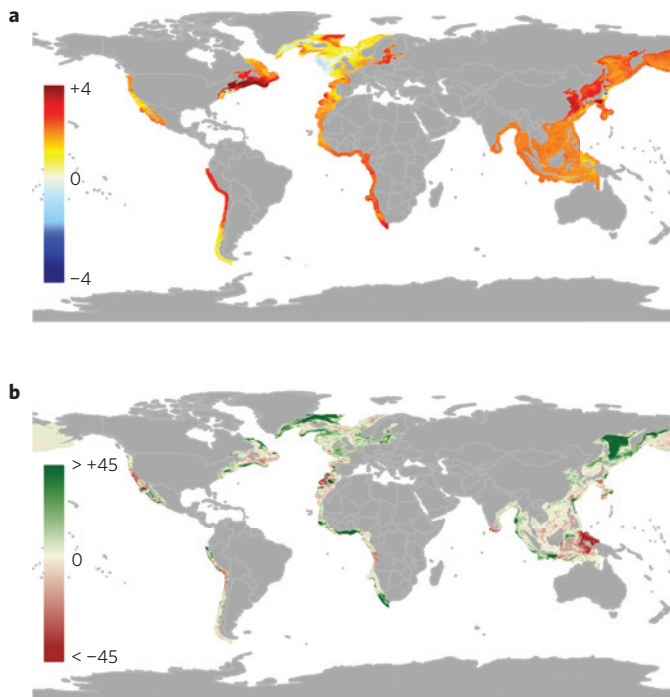


Figure 1 | Results of the modelling runs for the shelf seas of 20 large marine ecosystems. a, Change in temperature (in °C) of the mixed layer in 2050 referenced to the present day control scenario. **b,** Change in total primary production in 2050 (in percentage) referenced to the present day control scenario. Each map reflects ten years of model outputs (modified from ref. 4 with permission from Elsevier).

and 2a). An important consideration in understanding these results is that shelf regions are only seasonally stratified, a distinction generally omitted from global GCMs (ref. 10), which often predict decreased primary production in the open ocean as a result of increased permanent stratification. The balance of net primary production across phytoplankton size classes is also predicted to change by 2050, with flagellates (size class 2–20 µm) expected to increase by a global average of 10.2% versus 3.3% for diatoms (size class >20 µm), reflecting a shift to more recycled production. This differential trend is consistent with contemporary observations¹⁵ and modelled predictions¹⁶. Smaller phytoplankton are expected to support longer food chains with a lower overall transfer efficiency¹⁶.

Global fisheries production potential was estimated to increase by a moderate 3.4% on average, with differential regional responses¹⁷ (Fig. 2a). In general, results indicate that fisheries production is governed by available primary production¹⁸. The largest average increases in fish catch potential are predicted in the Nordic Sea (29.3%), Gulf of Guinea (23.9%) and the Kuroshio Current region (21.3%). The largest average decreases are expected in the Canary Current (−14.6%) and the North Western American shelf region (−13.2%). At the EEZ level, the Peruvian potential catch is predicted to decrease significantly, whereas there will be an increase in Iceland and Norway.

To indirectly validate our fish production algorithms we forced our models with ocean and atmospheric reanalysis data sets used to provide boundary conditions to the physical-ecosystem model. Fish production estimates were compared with EEZ catch data, assuming a community fishing mortality rate of 0.8 yr^{−1} (ref. 17). Model predictions fall within the range of observations, despite differences in some upwelling regions and/or small geographical areas¹⁷. Further validation of our results can be found in related studies that examine fish production dynamics and potential fish yields in greater detail^{4,17}.

Bioclimate envelope approaches have recently predicted a 30–70% increase in fish catch potential in high latitudes and a 40% drop in the tropics, with a global 1% overall increase by 2050^{7,8}. Our predictions are consistent with this, despite being based on models that simulate differently the ecological processes leading to fish production. However, downscaling to regional or national scales highlights uncertainties and contradictions between models. We predict significant decreases in production in the California Current region¹⁷, consistent with species-based projections⁸, but contrary to a size-based projection based on a low-resolution model framework¹⁹. We predict increases in potential fish production in the Gulf of Guinea, whereas a different OA-GCM model combination and a species-based bioclimate model predicted a 8–26% decline in fish landings by 2050²⁰. It is not surprising that different modelling frameworks result in different quantitative projections. Our higher-resolution shelf models are likely to be better at capturing the dynamics of, for example, coastal upwelling systems, but in general the use of single models to project complex physical-chemical processes has limitations that would be better addressed through ensemble modelling approaches²¹.

How significant are the expected biological impacts to the economies of the countries exploiting them? Among the nations covered, those most nutritionally and economically dependent on fisheries are in West Africa (from Senegal to Nigeria), the Bay of Bengal (Bangladesh and Burma) and in Southeast Asia (Indonesia and Cambodia), with fisheries also playing a significant role in the economies and food systems of Peru and Ecuador, Iceland, Northwest and Southwest Africa, India, Thailand, Vietnam and Japan (Fig. 3). Whereas other nations, such as Norway, Chile and China, have globally significant marine fisheries interests, these countries also have large diverse economies to which fisheries contribute little in overall terms. Combining dependency with the projected impact of climate change on fish catches (Fig. 4) suggests that these impacts will be of greatest concern to the nations of South and Southeast Asia, Southwest Africa (from Nigeria south to Namibia), Peru, and some tropical small-island developing states²². These countries rely relatively heavily on their fisheries sector in terms of wealth, food and employment creation, and climate change is projected to negatively impact their potential fish catches. Marine-fishery-dependent nations that may benefit from climate change effects on fisheries are mostly along the West African coast (from Benin north to Mauritania) and Iceland.

Our results indicate greater instances of predicted negative impacts in parts of the tropics. Least developed countries in tropical regions have already been identified as particularly vulnerable to climate change²³ because of their greater economic and nutritional dependence on fish and fewer available resources to invest in climate adaptation³. Thus, there is an expectation that climate change would have more significant consequences (positive or negative) for marine-based food, income and revenue provision, for fisheries-dependent developing nations. Human population growth is likely to be faster in least developed countries, where fish provide a larger contribution to non-grain protein needs. South Asia stands out (Fig. 4) as a region that is not only projected to face decreasing catches, but also has a high dependency on fisheries and a sizeable, rapidly growing population whose consumption of fish is likely to increase with its rapid economic development^{1,23}. The importance of quantifying the regional impacts of climate change to develop adaptation programmes and achieve global food security targets in the future cannot be emphasized strongly enough^{4,24}.

Although climate change will alter the present geographical distribution of shelf-sea ecosystems productivity, in most of the regions and EEZs considered the overall potential impact on fish production is projected to be low to moderate (±10%), highlighting the importance of other factors such as management strategies over direct climate effects². This partially reflects the relatively



Figure 2 | Changes in physical and ecological parameters of national shelf seas. a, Changes in temperature of the mixed layer (MLDT) and phytoplankton biomass per size class for selected EEZs in 2050 referenced to the present day control scenario. **b,** Change in total (TCatch) and fish catch potential per size class in selected EEZs in 2050 referenced to the present day control scenario. Phytoplankton size classes are 0.2–2 μm (1), 2–20 μm (2) and 20–200 μm (3). Fish size classes are 5–20 cm (1), 21–29 cm (2) and 30–99 cm (3). The change in catch potential assumes that community fishing mortality is 0.8 yr⁻¹ in all model runs.

short projection period considered in climate change terms. Longer projections would have more significant, but also more uncertain impacts, including changes to coral reefs and other habitat-forming species, and to ocean acidification. When combined, climate change and exploitation impacts are likely to be of greatest concern in the maritime countries of South and Southeast Asia, where fishing pressure is already very high and poorly regulated. However, these countries have some of the world's fastest growing aquaculture

industries. With the decreasing dependence of aquaculture on wild-caught fishmeal, aquaculture expansion could make a significant contribution to food security as the region adapts to climate change. West African nations may see increased production in their EEZs by 2050 and, if their coastal people are to benefit, a key task would be to ensure that fisheries governance improves and that distant water fishing nations do not jeopardize local opportunities to benefit from increased productivity and the value of their fisheries.

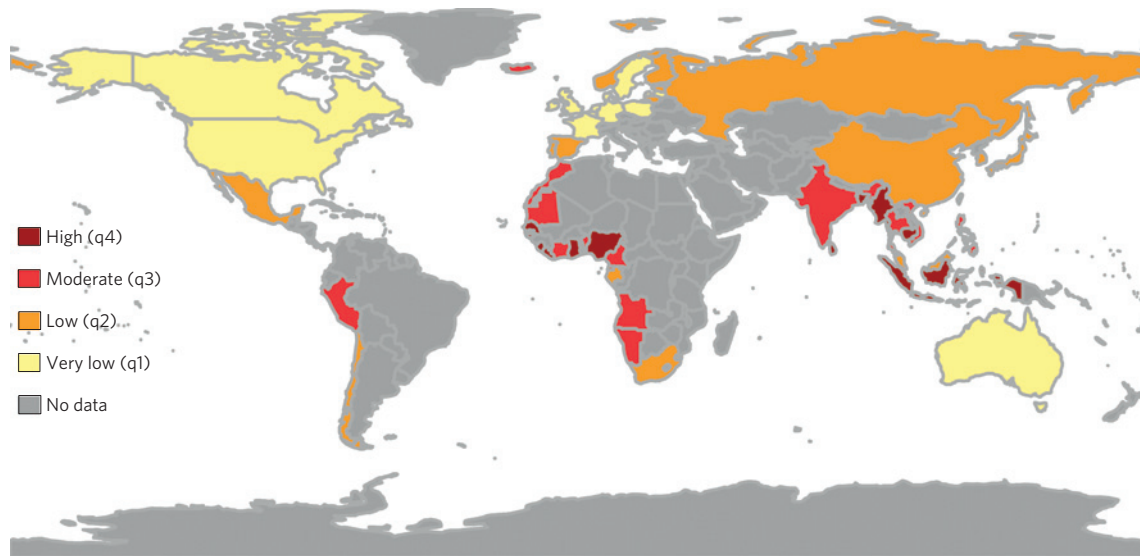


Figure 3 | Overall national dependency on fish and fisheries in the regions considered.

Our predictions of EEZ-based fish production changes have been used, in combination with country-level scenarios of human population growth, trade models of fishmeal and fish oil, and aquaculture development scenarios, to explore the conditions under which capture and culture fisheries would allow present per capita fish consumption rates in the near future⁴. Results suggest that sustaining fish consumption rates is feasible even in a changing climate. This is, however, contingent on a number of conditions, including the assumption of a sustainability transition in fisheries management across all regions and ecosystem components, reductions in the use of wild fish in the animal feed industry, and a fishmeal trade that stabilizes price and distribution despite regional fluctuations in availability⁴.

These assumptions are optimistic, but not utopian. There are demonstrated successes in managing both industrial and artisanal fisheries in developed and developing countries². Farming of shellfish, herbivorous and omnivorous species is rising. Rapid technological innovation, for example in the development of microalgal foods, is reducing aquaculture's dependence on wild stocks²⁵.

By developing and linking models of physical, biological and human responses to climate change, we can predict impacts on fish yields and dependent societies. Our adoption of highly resolved shelf-sea physical–biological models rather than GCMs gives greater confidence in predicting the consequences at national scales, although there are significant trade-offs. As demand for fish continues to grow, we suggest that linked social–ecological assessments such as this are essential tools to guide the development of adaptation measures. Conclusions from this analysis provide a relatively positive message about adaptation through to 2050. Despite projected human population increases, and assuming that per capita fish consumption rates will be maintained, projected global fish demands could be met. This, however, is contingent on successful implementation of strategies for sustainable harvesting, ongoing technological development in the aquaculture industry, and effective distribution of wild fish products from nations with a surplus to those with a deficit.

Methods

Physical–biological models. We simulated coastal and shelf-sea processes, and primary and secondary production, by means of a three-dimensional, high-resolution ($0.1^\circ \times 0.1^\circ$) hydrodynamic model (POLCOMS; ref. 26), coupled with a generic, functional type ecosystem model (ERSEM; ref. 27). The coupled

model was run under three particular experiments: a present day control experiment; a near-future climate experiment (for 2050) using data taken from IPCC SRES A1B emissions scenario (business-as-usual, using the IPSL-SM4 OA-GCM); and re-analysis simulation using data from a global ocean assimilation and re-analysis simulation¹⁷. Differences in ten-year means were considered as indicative of climate change, although recognizing that climate variability may contribute to these differences. The outputs of these models were used to drive a size-structured ecosystem model²⁸ that explicitly accounts for food web interactions, linking primary production to fish production through predation, to project climate-driven changes in potential fish production. This modelling framework was applied to 11 coastal and shelf sea regions, covering 30 large marine ecosystems and including 67 marine national EEZs. With this modelling structure, we obtained fine-scale temperature, primary production and size-based estimates of biological production change by 2050, referenced to the present day, for an area at present yielding 60% of the global landings recorded from EEZs (Supplementary Section 1, www.seaaroundus.org). The use of size-based models recognizes that in marine environments predation is strongly driven by body size rather than taxonomic identity, and that direct climate change impacts are likely to be on ecological and physiological relationships that are size- and temperature-dependent, but overlooks processes linked to species identity. For each EEZ and scenario, the model was first run to equilibrium using time-averaged input before applying the model to time-varying environmental conditions for the duration of a ten-year time slice under each of the scenarios. The results used in this paper are time-averaged across a ten-year time slice during which the size spectrum model has been dynamically forced using daily time-varying inputs of temperature (near sea floor and mixed layer depth), detritus and the intercept of the plankton. The intercept of the size spectrum is determined by the temporal changes in phytoplankton and microzooplankton biomass density, with the consequences that higher primary production leads to size spectra with higher intercepts. Phytoplankton and microzooplankton functional groups (outputs of the POLCOMS–ERSEM model) are assumed to occupy size ranges. Assuming invariant biomass in body mass log bins and a -1 numerical density slope across a size range of 10^{-14} to 10^{-4} g size margin, we estimated the intercept. Recent work has shown that size spectrum dynamics can be influenced by the variation in intercepts, slopes and the size range of phytoplankton, and our results may therefore be sensitive to these simplifying assumptions.

Fisheries dependency. Vulnerability to climate change depends on three key elements: exposure to the physical effects of climate change; economic and social dependency on the changing variable(s); and adaptive capacity to the changes. To investigate the potential societal impact of climate-induced changes in fish production potential, we developed an index of fisheries dependency for 58 nations, defined as ‘The Importance of Fish and Fisheries to the National Economy and Food Security’³. A country's dependence score was determined from global fisheries statistics²⁹ using three indicators measuring the contribution that fisheries make to the national diet, to employment and to gross domestic product. The national-scale indicators were standardized on a scale of 0 to 1 and averaged to generate an overall dependency score. The dependency analysis builds on data obtained from UN FAO statistics (dietary contributions) and the Sea

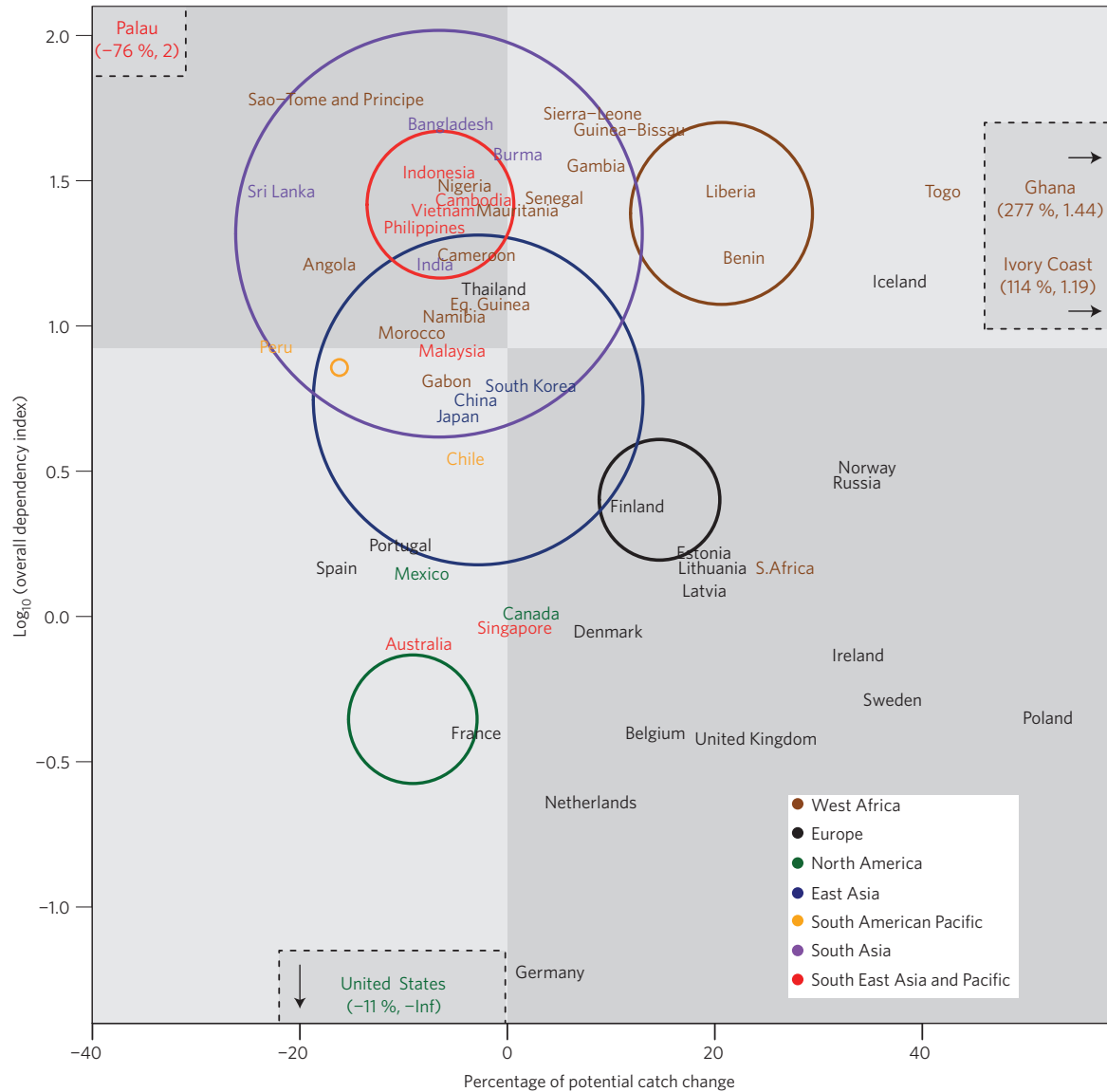


Figure 4 | Kobe plot of potential catch change and national dependency on fisheries per national EEZ. Potential catch change is a measure of exposure to climate change. National dependency on fisheries combines the effects of food, economic and employment provision. Circles correspond to the regional centroid, scaled by the expected population in the regions by 2050.

Around Us project (economic contributions, www.searoundus.org); contributions in terms of employment were obtained from published literature^{29,30}.

Modelling climate assumptions. We conducted a single, but dynamically consistent, future climate projection based around the sensitivity of the system to this imposed change, but without an assessment of its likelihood. The forcing scenario (A1B) was chosen, as it sits near the middle of the envelope of projected CO₂ emissions. The IPSL-CM4 model sits close to the centre of spread of the CIMP3 models in terms of global temperature, and for the 2050 forecast horizon model uncertainty would be expected to dominate over scenario uncertainty. We recognize that a different combination of OA-GCM and regional model would have resulted in some quantitative differences in the results, and where there are competing processes in the models these may lead to qualitative differences.

Received 9 October 2013; accepted 6 January 2014; published online 23 February 2014

References

1. Delgado, C. L., Wada, N., Rosegrant, M. W., Meijer, S. & Ahmed, M. Fish to 2020: Supply and demand in changing global markets. International Food Policy Research Institute and Worldfish Center, 2003.
2. Worm, B. *et al.* Rebuilding global fisheries. *Science* **325**, 578–585 (2009).

3. Allison, E. H. *et al.* Vulnerability of national economies to the impacts of climate change on fisheries. *Fish Fish.* **10**, 173–196 (2009).
4. Merino, G. *et al.* Can marine fisheries and aquaculture meet fish demand from a growing human population in a changing climate?. *Glob. Environ. Change* **22**, 795–806 (2012).
5. Sumaila, R. U., Cheung, W. W. L., Lam, V. W. Y., Pauly, D. & Herrick, S. Climate change impacts on the biophysics and economics of world fisheries. *Nature Clim. Change* **1**, 449–456 (2011).
6. Steinacher, M. *et al.* Projected 21st century decrease in marine productivity: A multi-model analysis. *Biogeosciences* **7**, 979–1005 (2010).
7. Cheung, W. W. L., Dunne, J. & Sarmiento, J. L. P. D. Integrating ecophysiology and plankton dynamics into projected maximum fisheries catch potential under climate change in the Northeast Atlantic. *ICES J. Mar. Sci.* **68**, 1008–1018 (2011).
8. Cheung, W. W. L. *et al.* Large-scale redistribution of maximum fisheries catch potential in the global ocean under climate change. *Glob. Change Biol.* **16**, 24–35 (2009).
9. Hawkins, E. & Sutton, R. The potential to narrow uncertainties in regional climate predictions. *B. Am. Meteorol. Soc.* **90**, 1095–1107 (2009).
10. Holt, J., Wakelin, S., Lowe, J. & Tinker, J. The potential impacts of climate change on the hydrography of the northwest European continental shelf. *Progr. Oceanogr.* **86**, 361–379 (2010).
11. Watson, R., Kitchingman, A., Gelchu, A. & Pauly, D. Mapping global fisheries: Sharpening our focus. *Fish Fish.* **5**, 168–177 (2004).

12. Stock, C. A. *et al.* On the use of IPCC-class models to assess the impact of climate on living marine resources. *Progr. Oceanogr.* **88**, 1–27 (2011).
13. Polovina, J. J., Dunne, J., Woodworth, P. A. & Howell, E. A. Projected expansion of the subtropical biome and contraction of the temperate and equatorial upwelling biomes in the North Pacific under global warming. *ICES J. Mar. Sci.* **68**, 986–995 (2011).
14. Lehodey, P., Senina, I., Calmettes, B., Hampton, J. & Nicol, S. Modelling the impact of climate change on Pacific skipjack tuna population and fisheries. *Climatic Change* **119**, 95–109 (2013).
15. Richardson, A. J. & Schoeman, D. S. Climate impact on plankton ecosystems in the Northeast Atlantic. *Science* **305**, 1609–1612 (2004).
16. Bopp, L., Aumont, O., Cadule, P., Alvain, S. G. & Gehlen, M. Response of diatoms distribution to global warming and potential implications: A global model study. *Geophys. Res. Lett.* **32**, <http://dx.doi.org/10.1029/2005GL023653> (2005).
17. Blanchard, J. *et al.* Potential consequences of climate change for primary production and fish production in large marine ecosystems. *Phil. Trans. R. Soc. B* **367**, 2979–2989 (2012).
18. Chassot, E. *et al.* Global marine primary production constrains fisheries catches. *Ecol. Lett.* **13**, 495–505 (2010).
19. Woodworth-Jefcoats, P. A., Polovina, J. J., Dunne, J. & Blanchard, J. Ecosystem size structure response to 21st century climate projection: Large fish abundance decreases in the central North Pacific and increases in the California Current. *Glob. Change Biol.* **19**, 724–733 (2012).
20. Lam, V. W. Y., Cheung, W. W. L., Swartz, W. & Sumaila, U. R. Climate change impacts on fisheries in West Africa: Implications for economic, food and nutritional security. *Afr. J. Mar. Sci.* **34**, 103–117 (2012).
21. Jones, M., Dye, S. R., Pinnegar, J. K., Warren, R. & Cheung, W. W. L. Modelling commercial fish distributions: Prediction and assessment using different approaches. *Ecol. Model.* **225**, 133–145 (2012).
22. Bell, J. D. *et al.* Mixed responses of tropical Pacific fisheries and aquaculture to climate change. *Nature Clim. Change* **3**, 591–599 (2013).
23. Wheeler, T. & von Braun, J. Climate change impacts on global food security. *Science* **341**, 508–513 (2013).
24. Garcia, S. M. & Rosenberg, A. A. Food security and marine capture fisheries: Characteristics, trends, drivers and future perspectives. *Phil. Trans. R. Soc. B* **365**, 2869–2880 (2010).
25. Tacon, A. G. J. & Metian, M. Global overview on the use of fish meal and fish oil in industrially compounded aquafeeds: Trends and future prospects. *Aquaculture* **285**, 146–158 (2008).
26. Holt, J. *et al.* Modelling the global coastal ocean. *Phil. Trans. R. Soc. A* **367**, 939–951 (2009).
27. Allen, I., Holt, J., Blackford, J. & Proctor, R. Error quantification of a high-resolution coupled hydrodynamic-ecosystem coastal-ocean model: Part 2. Chlorophyll-a, nutrients and SPM. *J. Marine Syst.* **68**, 381–404 (2007).
28. Blanchard, J., Law, R., Castle, M. D. & Jennings, S. Coupled energy pathways and the resilience of size-structured food webs. *Theor. Ecol.* **4**, 289–300 (2011).
29. FAO. The State of the World's Fisheries and Aquaculture, FAO, 2012.
30. Teh, L. C. L. & Sumaila, R. U. Contribution of marine fisheries to worldwide employment. *Fish Fish.* **14**, 77–88 (2013).

Acknowledgements

This work was funded by the UK Natural Environment Research Council's 'Quantifying and Understanding the Earth System' programme as part of the 'QUEST-Fish' project (<http://www.quest-fish.org.uk/>). This is a contribution to the ICES-PICES Strategic Initiative on Climate Change impacts on Marine Ecosystems (SICCME).

Author contributions

M.B. designed the study and wrote the text. J.I.A., J. Harle and J.H. designed and conducted the physical-biological model runs. J.L.B. and S.J. designed the size-based approach and model. J.L.B. conducted model runs and summarized outputs. G.M. contributed to the size-based fisheries outputs and prepared the figures. E.H.A. and J.S. computed the dependency estimates. All authors contributed to the text.

Additional information

Supplementary information is available in the online version of the paper. Reprints and permissions information is available online at www.nature.com/reprints. Correspondence and requests for materials should be addressed to M.B.

Competing financial interests

The authors declare no competing financial interests.