

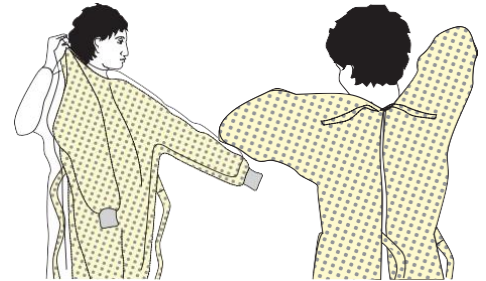
SEQUENCE FOR **PUTTING ON** PERSONAL PROTECTIVE EQUIPMENT (PPE)

Optional – SHROUD and/or FOOT COVERS

- If using shroud, put on mask (Step 2), then place shroud on head and over neck of lab coat.
- Sit down and put on foot covers.

1. GOWN.

- Put isolation gown on over lab coat - fully cover torso from neck to knees, and arms to wrists.
- Tie at neck to fit as necessary.
- Tie at waist – do not wrap waist tie around front of waist.



2. MASK (Surgical or N95)

- Place mask on face, secure with loops or ties.
- Fit flexible band to nose bridge.
- Fit snug to face and below chin.



3. HEAD COVER (optional if short hair)

- Place on head after mask is secured, ensuring all hair is restrained.

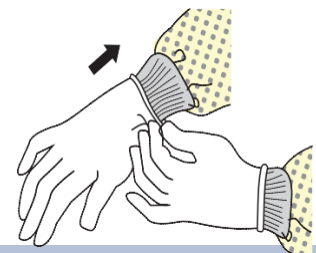
4. FACE SHIELD (and safety glasses if desired)

- Place over eyes or face



5. GLOVES

- Put on first pair of gloves
- Pull gown's thumb loop over thumb (over glove)
- Put on second pair of gloves - pull over wrist of isolation gown



- Keep hands away from face and limit surfaces touched
- If gown or other PPE breaks or tears, stop working, remove PPE correctly and replace
- Change gloves when torn or heavily contaminated
- Perform hand hygiene when remove gloves

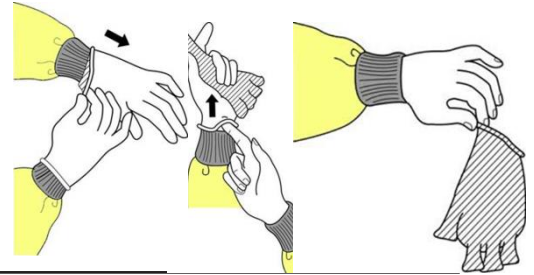
SEQUENCE FOR REMOVING PERSONAL PROTECTIVE EQUIPMENT

1. DECONTAMINATE OUTER GLOVES

- Wipe thoroughly with Saniwipe or alcohol hand gel.

2. REMOVE OUTER GLOVES

- Grasp outside glove with opposite gloved hand; peel off glove.
- Hold removed glove in gloved hand, peel second outer glove off over removed glove.
- Discard gloves in waste container.



3. REMOVE ISOLATION GOWN

- Use Saniwipe to decontaminate front of gown if concerned about overt contamination.
- Pull at waist to break waist tie.
- Pull at shoulders to break gown neck.
- Pull gown away from body and arms, touching the inside of the gown only.
- Turn gown inside out, rolling away from you.
- Roll into a bundle and discard into waste.

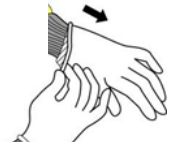


4. REMOVE FOOT COVERING (if applicable)

- Sit and remove foot coverings.
- Wipe gloves and chair with Saniwipe.

5. DECONTAMINATE AND REMOVE INNER GLOVES

- Wipe inner gloves with Saniwipe or alcohol hand gel.
- Grasp outside of glove; peel off glove.
- Hold removed glove in other hand, peel second inner glove off over removed glove.
- Discard gloves in waste container.



6. WASH HANDS AND PUT ON CLEAN GLOVES!

7. REMOVE FACE SHIELD, HEAD COVERING & MASK

- Consider front of PPE contaminated – DO NOT TOUCH.
- Grasp face shield head band and pull forward, leaning forward to let face shield swing free.
- Grasp head covering or shroud (if present) at top of head and pull forward to remove.
- Grasp side elastic of mask and remove.
- Discard all PPE in waste container as removed.



8. WASH HANDS!