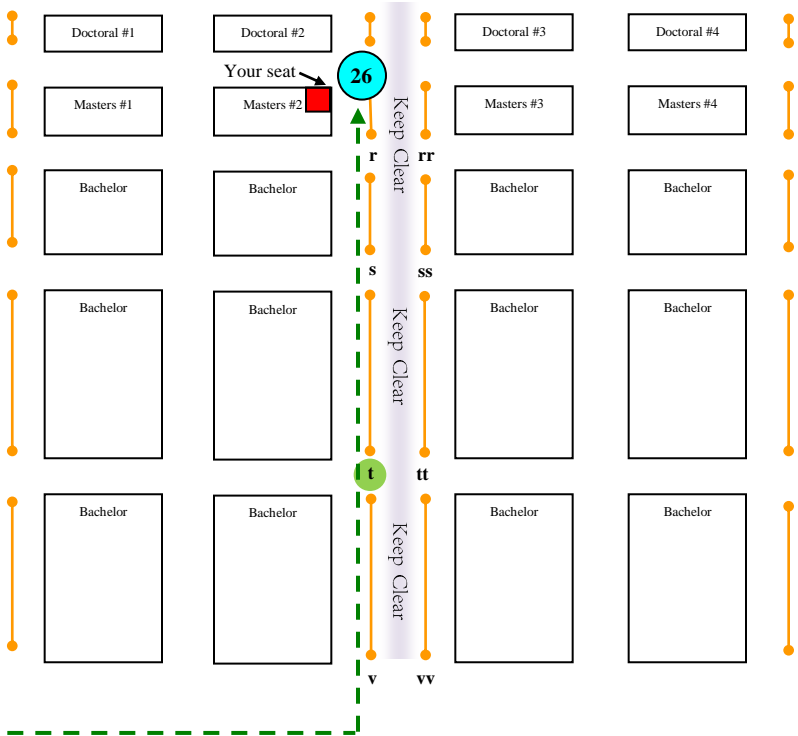
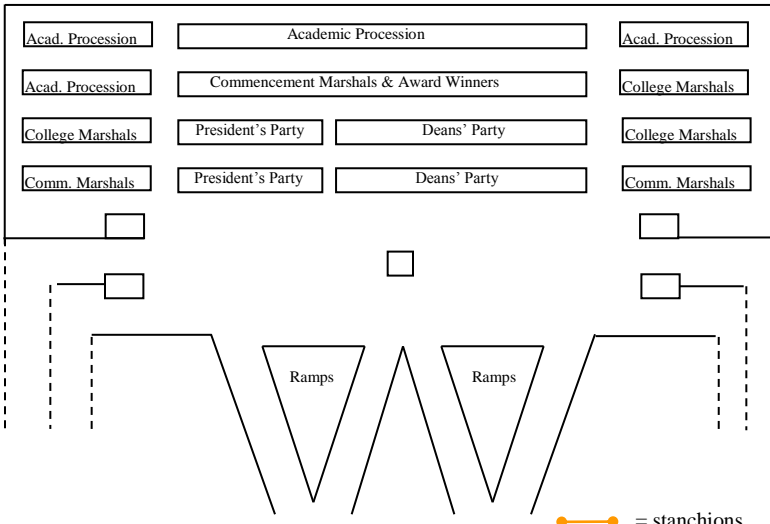


Master's Marshal #26

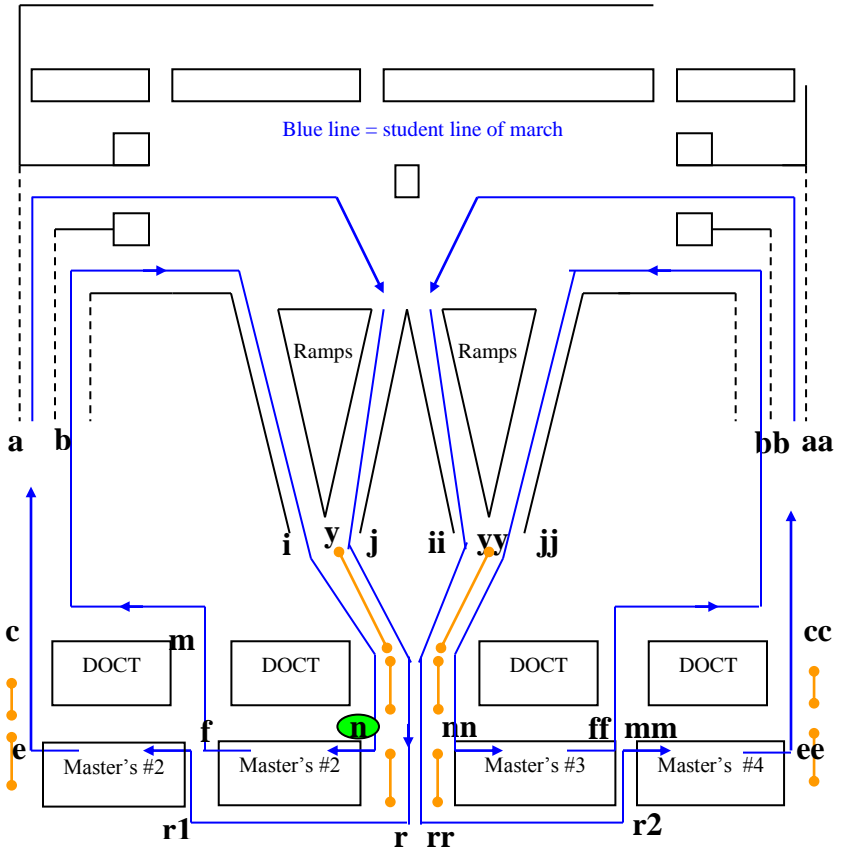
- I. **Check In/Line up:** All marshals are requested to check in at the Touchdown Terrace. (Brunch begins at 11:00 a.m.) After brunch, proceed to the north lineup area on the Outdoor Practice Field, arriving by 12:30 p.m. Go to your lineup position in the masters section (see Faculty Lineup Chart NE). As master's candidates begin arriving, assign them a line in which to march. Each line should contain approximately the same number of candidates. Candidates must stay in their assigned lines. Those wishing to sit together should be grouped in the **same line** (not next to each other in different lines).
- II. **Procession (see diagram, page 2):** The master's candidates will follow behind the doctoral candidates. Marshals at the entrance to the stadium will tell you when to proceed down the track. Follow the line of march shown on your processional diagram (dashed green line). When you reach position #26, you will be seating candidates in master's section #2, 22 per row, in **even-labeled rows only**. Other marshals will assist you. If you run out of seats, direct students laterally to available seats in their degree section. Once the master's candidates are seated, take position "t" in the center aisle (see diagram) and, working with the other master's marshals, keep the middle of the center aisle clear of students until the President's Party has passed. Then return to your seat (see diagram).
- III. **Master's march to the stage (see diagram, page 3):** When the candidates for master's degrees are asked to come forward, go to position "n." (This is essentially the same as position 26.) You will reseat candidates in all rows in master's section #2 as they return from the stage. Seat 19 in the first row, 21 per row thereafter. A seating marshal will assist you. (Other marshals will guide the candidates to your position.) When the candidates are seated, you may take your seat.
- IV. **Bachelor march to the stage (see diagram, page 4):** When the bachelor candidates are asked to come forward, go to "F₃." (See diagram, page 4.) This is a somewhat flexible position. There are four lines of candidates returning from the stage down the center aisle. Two of those lines walk between the stanchions. Your job is to walk between those two lines near F₃ and keep those lines separated. (Also, try to "repair" gaps in the lines – they confuse candidates.) Tell candidates in those lines to walk all the way to the back (west end) of the stadium. Three other marshals will patrol the middle aisle in other areas. When all the returning candidates have passed you, return to your seat.
- V. **Recessional:** Encourage students to remain in their seats until the President's and Deans' Parties have cleared the center aisle and the rest of the stage party has exited the stadium. (They will not follow the President's and Deans parties, but will leave the stadium via the NE and SE exits.) When the pop music begins playing you may disperse with the rest of the marshals.

Your processional
line of march

Processional



MASTER'S MARCH TO THE STAGE



BACHELOR MARCH

