

Associations Between Child Abuse and the Life Course Development Model in Washington State Counties

Thesis Presentation

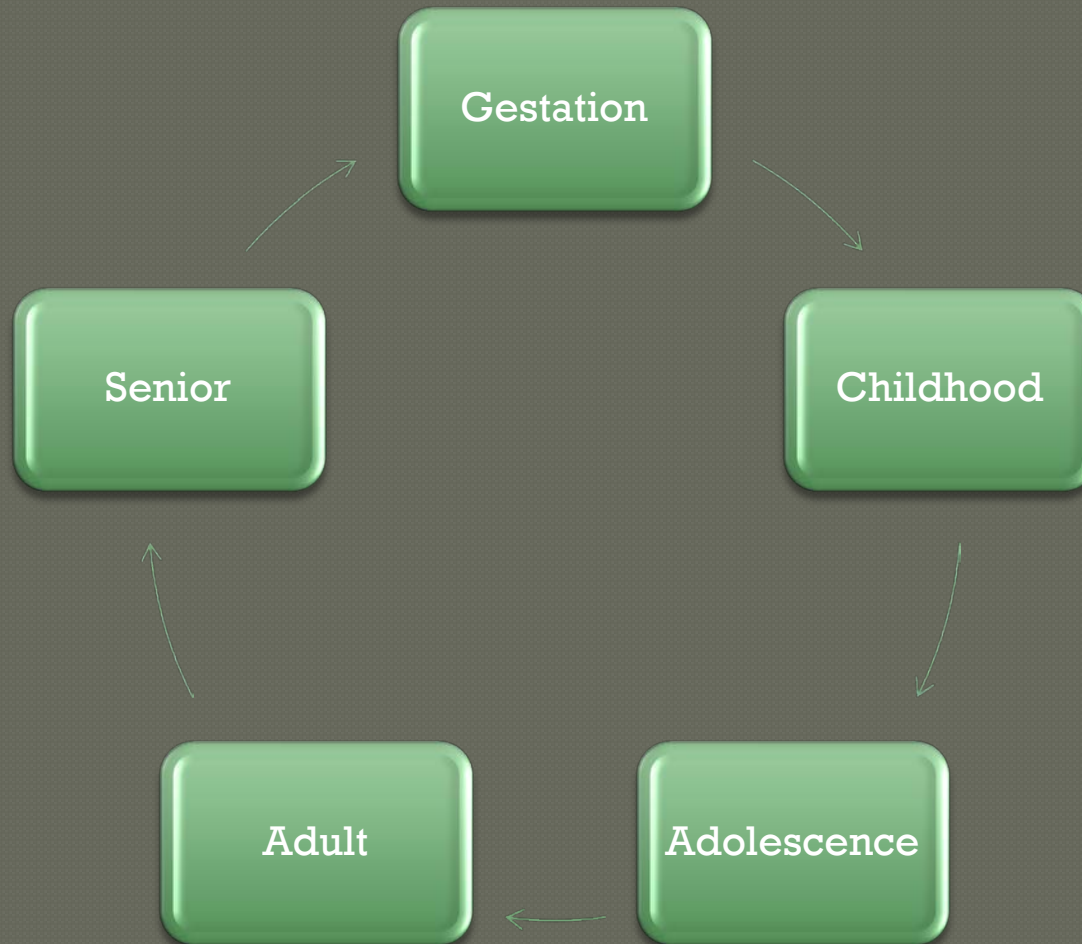
Marissa Robertson
Maternal & Child Health Leadership Program
University of Washington School of Public Health



Child Abuse

- 17% WA adults abused as children
- Lifetime lower SES
- Affects all race, class, culture
- Abused children more likely to abuse others

Life Course Development Model



Community Capacity Building



Specific Aims

AIM:

- Compare reported experiences of abuse among youth in 10th and 12th grades residing in Washington State counties that did and did not adopt the Life-Course Development Model (LCDM) of community building.

HYPOTHESIS:

- Youth who live in a county where the LCDM was implemented will be less likely to report experiences of abuse in the past 12 months than youth who do not live in counties with the LCDM model.

Methods

The Study




Study design: Cross Sectional

LIFE COURSE MODEL
COMMUNITY NETWORKS

2010 HEALTHY YOUTH
SURVEY

Forms B & NS





Study Subjects

10th and 12th graders

Study Setting (Exposure)

LCDM Counties

Adams



Kitsap



Okanogan



San Juan



Wahkiakum



Walla Walla



Whatcom



Study Setting (Exposure)

Non-LCDM Counties

Clallam



Clark



Grey's Harbor



Mason



Pacific



Snohomish



Spokane



Current County Stats, averages

County	Population	Unemployment	Median Age (yrs)	Median Household Income	Education (bachelors or higher)	% of pop b/w 10-19 yrs
LCDM	62,566	8.6%	38.4	\$38,899	22%	15.3%
Non-LCDM	259,999	10%	39.0	\$41,177	18.6%	14.7%

Study design: Outcome

Exposure to adult violence

- Have you been physically abused by an adult?
- Not counting TV, movies, video games, and sporting events, have you seen an adult hit, slap, punch, shove, kick, or otherwise physically hurt another adult more than one time

Exposure to partner violence

- During the past 12 months, did your boyfriend or girlfriend ever limit your activities, threaten you, or make you feel unsafe in any other way?
- During the past 12 months, have you had any injuries such as bruises, cuts, black eyes, or broken bones as a result of being hurt by a boyfriend or girlfriend?

Study Design: Covariates

Effect Modification

Sex

Grade

Covariates

Age

Race

**Maternal
Education**

Data Analysis



Select socio-demographic indicators

Age

- 10th graders 16 yrs or younger
- 12th graders 16 yrs or older

Race/Ethnicity

- Predominantly White
- LCDM counties, larger & Latino/a

Maternal Education

- Most common = some college

Abuse By Dating Partner

	OR	CI	P-value
12 th Grade Female	0.45	[0.25, 0.80]	0.01

Interpretation

- 12th grade girls living in LCDM counties have 55% lower odds of abuse from a dating partner than their counterparts living in a non-LCDM county.

Threat From Dating Partner

	OR	CI	P-value
12 th Grade Male	0.6	[0.37, 0.96]	0.04

Interpretation

- There is 40% lower odds of being threatened by a dating partner for a 12th grade boy who lives in a LCDM county.

Conclusions



Recap - What we found

12th graders



LCDM
County

↓ dating
abuse

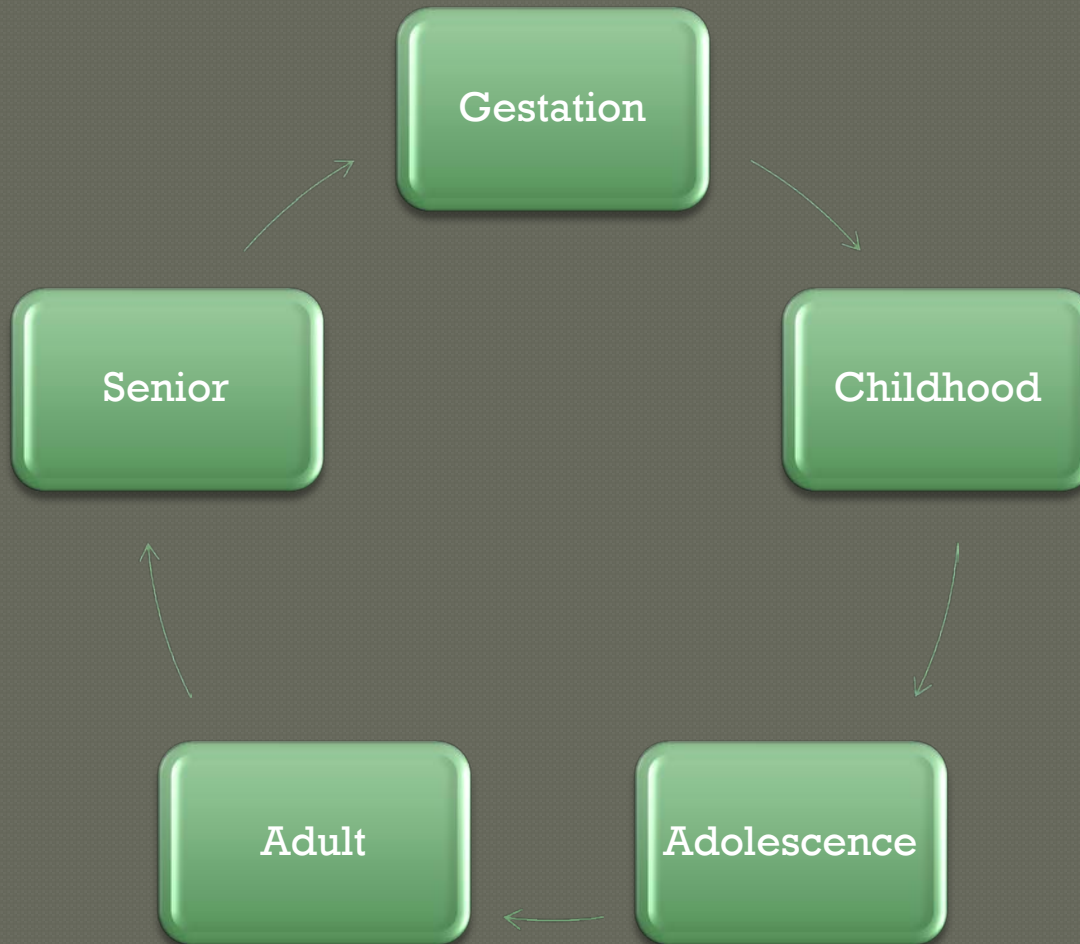
Why reduced odds in 12th graders?

- Circular odds reduction
- 10th graders not in relationships

Why in LCDM counties?

- Older adolescents have lived longer in LCDM communities

Life Course Development Model



William H Foege

“The public health impact of ACEs can now only be ignored as a matter of conscious choice. Thus, with this information comes *the responsibility to use it.*”



Merci beaucoup

Danke

Grazie

谢谢你

お疲れ様

Gracias

Dank

Grigado

Janice F. Bell, PhD MPH RN
Bonnie Durran, DrPH MPH

The Family Policy Council

References

- Behavior Risk Factor Surveillance Survey, Washington State. 2009.
- Catalano S. *Intimate partner violence in the United States*. U.S Department of Justice & Office of Justice Programs: Bureau of Justice Statistics. 2007. Source: <http://bjs.ojp.usdoj.gov/index.cfm?ty=pbdetail&iid=1000>.
- Foege WH. Adverse childhood experiences: A public health perspective (editorial). *American Journal of Preventive Medicine* 1998;14:354-5.
- Gover AR, Kaukinen C, Fox K a. The relationship between violence in the family of origin and dating violence among college students. *Journal of interpersonal violence*. 2008;23(12):1667-93.
- Henton J, Cate R, Koval J, Lloyd S, Christopher S. Romance and violence in dating relationships. *J Fam Issues*. 1983;4:467-482.
- Heyman R, Slep AMS. Do child abuse and interparental violence lead to adult family violence? *Journal of Marriage and Family*. 2002;64:864-70.
- O'Keeffe NK, Brockopp K, Chew E. Teen Dating Violence. *Social Work*. 1986;31:6:465-8
- Rennison CM. *Intimate partner violence, 1993-2001*. Washington, DC: Bureau of Justice Statistics, U.S. Department of Justice. 2003. NCJ Lang A J, Stein MB, Kennedy CM, Foy DW. Adult psychopathology and intimate partner violence among survivors of childhood maltreatment. *Journal of Interpersonal Violence*, 2004;19:1102-18. 197838.
- Makepeace JM. Courtship violence among college students. *Fam Relations*. 1981;30:97-102.
- Moylan CA, Herrenkohl TI, Sousa C, Tajima EA, Herrenkohl RC, Russo MJ. The effects of child abuse and exposure to domestic violence on adolescent internalizing and externalizing behavior problems. *Journal of Family Violence*. 2010;5:53-63.
- Sousa C, Herrenkohl TI, Moylan CA, Tijima EA, Klika JB, Herrenkohl RC, Russo MJ. Longitudinal study on the effects of child abuse and children's exposure to domestic violence, parent-child attachments, and antisocial behavior in adolescence. *Journal of Interpersonal Violence*. 2010;26:111-36.
- Tyler K a, Brownridge D a, Melander L a. The Effect of Poor Parenting on Male and Female Dating Violence Perpetration and Victimization. *Violence and Victims*. 2011;26(2):218-30.
- Whitfield CL, Anda RF, Dube, SR, Felitti VJ. Violent childhood experiences and the risk of intimate partner violence in adults: Assessment in a large health maintenance organization. *Journal of Interpersonal Violence*. 2003;18:166-85.



Thank you!