

Institution: University of Washington-Bothell Campus (377555) User ID: 88G2561

Completions Overview

Welcome to the IPEDS Completions survey component. The Completions component is one of several IPEDS components that is conducted during the Fall data collection period. It collects the number of degrees and certificates awarded by field of study, level of award, race/ethnicity, and gender. The reporting period for the Completions component is during the 12-month time period beginning July 1 of the previous calendar year and ending June 30 of the current calendar year; therefore, for this year's Completions component, the reporting period is between July 1, 2015 and June 30, 2016. The Completions component is also collecting the number of students (e.g., completers) who earned awards between July 1, 2015 and June 30, 2016.

Completions Common Errors

Some common completions component errors include the following:

- Including award levels on your current year Completions that were not reported on your previous year's (PY) Institutional Characteristics (IC). [Award levels in the PY IC component cannot be changed; therefore, contact the IPEDS Help Desk at 1-877-225-2568 if you need assistance.]
- Forgetting to select CIP codes for new programs of study that are offered by the institution, but do not have completions for the reporting period.
- Forgetting to enter in zero in at least one of the cells for CIP codes that do not have completions.

Recent Changes

- The following question on **distance education** has been added to the bottom of each individual "CIP Data" screen:
"Is this program offered as a distance education program?"
- The following two screens, which collect data specifically on students were added to this component, beginning in the 2013-14 survey year:
 - **"All Completers"** - Collects the number of students who earned an award between July 1, 2015 and June 30, 2016 by gender and race/ethnicity. (The intent of this screen is to collect an **unduplicated count** of total numbers of completers.)
 - **"Completers by Level"** - Collects the number of students who earned an award between July 1, 2015 and June 30, 2016 by award level and 1) by gender; 2) by race/ethnicity; and 3) by age.
- The definition for Post-baccalaureate Certificate has changed slightly for the 2016-17 collection. The new definition is as follows: **An award that requires completion of an organized program of study beyond the bachelor's. It is designed for persons who have completed a baccalaureate degree, but does not meet the requirements of a master's degree.**

NOTE: Even though Teacher Preparation certificate programs may require a bachelor's degree for admission, they are considered sub-baccalaureate undergraduate programs, and students in these programs are undergraduate students.

General Information

CIP Codes:

The [CIP 2010 Website](#) includes a list of new CIP codes, a list of deleted CIP codes, a list of moved CIP Codes, and an online crosswalk of the 2000 CIP and 2010 CIP.

The Resources Page of the CIP 2010 website contains many valuable resources including:

- CIP 2010 Manual and copies of previous editions of the CIP Manual
- Crosswalk between the 2000 CIP codes and the 2010 CIP codes in Excel format

Keep in mind that some information provided by institutions on the Completions component appear in the [College Navigator](#), which is a major tool used by consumers searching for information about postsecondary education. It is therefore vitally important that you include accurate information about your institution.

Survey materials can be downloaded using the following link: [Survey Materials](#).

The prior year revision system can be accessed using the following link: [Prior Year Revision System](#)

CIPCODE	Award Level	Major	Gender	Non Resident Alien	Hispanic / Latino	American Indian or Alaska Native	Asian	Black or African American	Native Hawaiian or Other Pacific Islander	White	Two or more Races	Race/ ethnicity unknown	Total	distance education program
Computer Engineering, General	5 - Bachelor's degree		Women	0	0	0	0	0	0	0	0	0	0	
			Total	0	0	0	0	0	0	0	0	0	0	No
14.1001 Electrical and Electronics Engineerin	5 - Bachelor's degree	1	Men	3	2	1	22	5	1	15	1	1	51	
			Women	1	0	0	6	1	1	3	0	1	13	
			Total	4	2	1	28	6	2	18	1	2	64	No
14.1001 Electrical and Electronics Engineerin	7 - Master's degree	1	Men	0	0	0	0	0	0	1	0	0	1	
			Women	1	0	0	1	0	0	0	0	0	2	
			Total	1	0	0	1	0	0	1	0	0	3	No
14.1001 Electrical and Electronics Engineerin	5 - Bachelor's degree	2	Men	0	0	0	0	0	0	0	0	0	0	
			Women	0	0	0	0	0	0	0	0	0	0	
			Total	0	0	0	0	0	0	0	0	0	0	No
14.1001 Electrical and Electronics Engineerin	7 - Master's degree	2	Men	0	0	0	0	0	0	0	0	0	0	
			Women	0	0	0	0	0	0	0	0	0	0	
			Total	0	0	0	0	0	0	0	0	0	0	No
14.1901 Mechanical Engineering	5 - Bachelor's degree	1	Men	0	3	0	6	1	0	13	0	0	23	
			Women	1	0	0	0	0	0	2	0	0	3	
			Total	1	3	0	6	1	0	15	0	0	26	No
14.1901 Mechanical Engineering	5 - Bachelor's degree	2	Men	0	0	0	0	0	0	0	0	0	0	
			Women	0	0	0	0	0	0	0	0	0	0	
			Total	0	0	0	0	0	0	0	0	0	0	No
23.1302 Creative Writing	7 - Master's degree	1	Men	0	0	0	0	0	0	6	0	1	7	
			Women	0	0	0	0	0	0	6	1	0	7	
			Total	0	0	0	0	0	0	12	1	1	14	No
23.1302 Creative Writing	7 - Master's degree	2	Men	0	0	0	0	0	0	0	0	0	0	
			Women	0	0	0	0	0	0	0	0	0	0	
			Total	0	0	0	0	0	0	0	0	0	0	No
24.0101 Liberal Arts and Sciences/Liberal Studies	5 - Bachelor's degree	1	Men	0	0	0	0	0	0	0	0	0	0	
			Women	0	0	0	0	0	0	1	0	0	1	
			Total	0	0	0	0	0	0	1	0	0	1	No
24.0101 Liberal Arts and Sciences/Liberal Studies	5 - Bachelor's degree	2	Men	0	0	0	0	0	0	0	0	0	0	
			Women	0	0	0	0	0	0	0	0	0	0	
			Total	0	0	0	0	0	0	0	0	0	0	No
24.0102 General Studies	5 - Bachelor's degree	1	Men	0	0	0	0	0	0	0	0	0	0	
			Women	0	0	0	0	0	0	1	0	0	1	
			Total	0	0	0	0	0	0	1	0	0	1	No
24.0102 General Studies	5 - Bachelor's degree	2	Men	0	0	0	0	0	0	0	0	0	0	
			Women	0	0	0	0	0	0	0	0	0	0	
			Total	0	0	0	0	0	0	0	0	0	0	No
24.0103 Humanities/Humanistic Studies	5 - Bachelor's degree	1	Men	0	0	0	0	0	0	5	0	0	5	
			Women	1	3	0	1	1	0	8	3	0	17	
			Total	1	3	0	1	1	0	13	3	0	22	No
24.0103 Humanities/Humanistic Studies	5 - Bachelor's degree	2	Men	0	0	0	0	0	0	0	0	0	0	
			Women	0	0	0	0	0	0	0	1	0	1	
			Total	0	0	0	0	0	0	0	1	0	1	No

CIPCODE	Award Level	Major	Gender	Non Resident Alien	Hispanic / Latino	American Indian or Alaska Native	Asian	Black or African American	Native Hawaiian or Other Pacific Islander	White	Two or more Races	Race/ ethnicity unknown	Total	distance education program
26.0101 Biology/Biological Sciences, General	5 - Bachelor's degree	1	Men	2	3	0	9	2	0	22	3	1	42	
			Women	1	0	1	8	3	1	30	2	1	47	
			Total	3	3	1	17	5	1	52	5	2	89	No
26.0101 Biology/Biological Sciences, General	5 - Bachelor's degree	2	Men	0	0	0	0	0	0	0	0	0	0	
			Women	0	0	0	0	0	0	0	0	0	0	
			Total	0	0	0	0	0	0	0	0	0	0	No
26.0202 Biochemistry	5 - Bachelor's degree	1	Men	0	0	0	1	0	0	0	0	0	1	
			Women	1	2	0	0	0	0	2	0	0	5	
			Total	1	2	0	1	0	0	2	0	0	6	No
26.0202 Biochemistry	5 - Bachelor's degree	2	Men	0	0	0	0	0	0	0	0	0	0	
			Women	0	0	0	0	0	0	0	0	0	0	
			Total	0	0	0	0	0	0	0	0	0	0	No
27.0101 Mathematics, General	5 - Bachelor's degree	1	Men	3	0	0	1	0	0	5	2	0	11	
			Women	1	0	0	1	0	0	4	0	2	8	
			Total	4	0	0	2	0	0	9	2	2	19	No
27.0101 Mathematics, General	5 - Bachelor's degree	2	Men	0	0	0	0	0	0	0	0	0	0	
			Women	0	0	0	0	0	0	0	0	0	0	
			Total	0	0	0	0	0	0	0	0	0	0	No
30.1501 Science, Technology and Society	5 - Bachelor's degree	1	Men	0	0	0	2	1	0	5	0	0	8	
			Women	0	0	0	2	0	0	2	0	0	4	
			Total	0	0	0	4	1	0	7	0	0	12	No
30.1501 Science, Technology and Society	5 - Bachelor's degree	2	Men	0	0	0	0	0	0	0	0	0	0	
			Women	0	1	0	0	0	0	0	0	0	1	
			Total	0	1	0	0	0	0	0	0	0	1	No
30.2001 International/Global Studies	5 - Bachelor's degree	1	Men	1	1	0	2	2	0	7	1	0	14	
			Women	0	2	1	3	5	0	16	3	3	33	
			Total	1	3	1	5	7	0	23	4	3	47	No
30.2001 International/Global Studies	5 - Bachelor's degree	2	Men	0	0	0	0	0	0	0	0	0	0	
			Women	1	0	0	0	1	0	0	0	0	2	
			Total	1	0	0	0	1	0	0	0	0	2	No
30.2601 Cultural Studies/Critical Theory and Analysis	7 - Master's degree	1	Men	0	0	0	0	2	0	1	0	0	3	
			Women	1	1	0	0	2	0	1	1	0	6	
			Total	1	1	0	0	4	0	2	1	0	9	No
30.2601 Cultural Studies/Critical Theory and Analysis	7 - Master's degree	2	Men	0	0	0	0	0	0	0	0	0	0	
			Women	0	0	0	0	0	0	0	0	0	0	
			Total	0	0	0	0	0	0	0	0	0	0	No
30.9999 Multi-/Interdisciplinary Studies, Other	5 - Bachelor's degree	1	Men	0	0	0	1	0	0	0	0	0	1	
			Women	0	0	0	0	0	0	1	0	0	1	
			Total	0	0	0	1	0	0	1	0	0	2	No
30.9999 Multi-/Interdisciplinary Studies, Other	5 - Bachelor's degree	2	Men	0	0	0	0	1	0	0	0	0	1	
			Women	0	0	0	0	0	0	0	0	0	0	
			Total	0	0	0	0	1	0	0	0	0	1	No
38.0103 Ethics	5 - Bachelor's degree	1	Men	0	3	0	6	2	0	10	2	1	24	
			Women	0	8	0	7	1	2	29	5	1	53	
			Total	0	11	0	13	3	2	39	7	2	77	No

CIPCODE	Award Level	Major	Gender	Non Resident Alien	Hispanic / Latino	American Indian or Alaska Native	Asian	Black or African American	Native Hawaiian or Other Pacific Islander	White	Two or more Races	Race/ ethnicity unknown	Total	distance education program
38.0103 Ethics	5 - Bachelor's degree	2	Men	0	0	0	0	0	0	3	0	0	3	
			Women	1	4	1	3	3	0	5	0	1	18	
			Total	1	4	1	3	3	0	8	0	1	21	No
40.0501 Chemistry, General	5 - Bachelor's degree	1	Men	0	0	0	1	0	0	0	0	0	1	
			Women	1	0	0	0	0	0	0	0	0	1	
			Total	1	0	0	1	0	0	0	0	0	2	No
40.0501 Chemistry, General	5 - Bachelor's degree	2	Men	0	0	0	0	0	0	0	0	0	0	
			Women	0	0	0	0	0	0	0	0	0	0	
			Total	0	0	0	0	0	0	0	0	0	0	No
40.0801 Physics, General	5 - Bachelor's degree	1	Men	0	0	0	0	0	0	0	0	0	0	
			Women	0	0	0	0	0	0	0	0	0	0	
			Total	0	0	0	0	0	0	0	0	0	0	No
40.0801 Physics, General	5 - Bachelor's degree	2	Men	0	0	0	0	0	0	0	0	0	0	
			Women	0	0	0	0	0	0	0	0	0	0	
			Total	0	0	0	0	0	0	0	0	0	0	No
42.2802 Community Psychology	5 - Bachelor's degree	1	Men	1	4	0	4	0	0	16	1	0	26	
			Women	1	11	1	10	5	1	35	7	1	72	
			Total	2	15	1	14	5	1	51	8	1	98	No
42.2802 Community Psychology	5 - Bachelor's degree	2	Men	0	1	0	0	0	0	0	0	0	1	
			Women	0	0	0	0	0	0	0	1	0	1	
			Total	0	1	0	0	0	0	0	1	0	2	No
44.0501 Public Policy Analysis, General	7 - Master's degree	1	Men	0	0	0	0	0	0	5	0	1	6	
			Women	0	1	0	0	0	0	2	0	0	3	
			Total	0	1	0	0	0	0	7	0	1	9	No
44.0501 Public Policy Analysis, General	7 - Master's degree	2	Men	0	0	0	0	0	0	0	0	0	0	
			Women	0	0	0	0	0	0	0	0	0	0	
			Total	0	0	0	0	0	0	0	0	0	0	No
45.1004 Political Economy	5 - Bachelor's degree	1	Men	1	2	0	6	3	0	10	1	1	24	
			Women	2	3	0	5	2	0	13	1	0	26	
			Total	3	5	0	11	5	0	23	2	1	50	No
45.1004 Political Economy	5 - Bachelor's degree	2	Men	0	1	0	0	0	0	0	0	0	1	
			Women	0	0	0	0	0	0	2	0	0	2	
			Total	0	1	0	0	0	0	2	0	0	3	No
50.0701 Art/Art Studies, General	5 - Bachelor's degree	1	Men	0	0	0	0	0	0	0	0	0	0	
			Women	0	0	0	0	0	0	0	0	0	0	
			Total	0	0	0	0	0	0	0	0	0	0	No
50.0701 Art/Art Studies, General	5 - Bachelor's degree	2	Men	0	0	0	0	0	0	0	0	0	0	
			Women	0	0	0	0	0	0	0	0	0	0	
			Total	0	0	0	0	0	0	0	0	0	0	No
50.9999 Visual and Performing Arts, Other	5 - Bachelor's degree	1	Men	1	0	0	0	0	0	1	0	0	2	
			Women	2	0	0	1	0	0	2	0	0	5	
			Total	3	0	0	1	0	0	3	0	0	7	No
50.9999 Visual and Performing Arts, Other	5 - Bachelor's degree	2	Men	0	0	0	0	0	0	0	0	0	0	
			Women	0	0	0	0	0	0	0	0	1	1	
			Total	0	0	0	0	0	0	0	0	1	1	No
51.0000		1	Men	0	2	0	6	1	0	2	0	0	11	

99.0000 Summary Grand Totals	Award Level	Nonresident alien	Hispanic Latino	American Indian or Alaska Native	Asian	Black or African American	Native Hawaiian or Other Pacific Islander	White	Two or more Races	Race/ethnicity unknown	Total	PY Total
Total		0	0	0	0	0	0	0	0	0	0	0

Grand Total Men		0	2	0	1	1	0	5	0	0	9	10
Grand Total Women		2	6	1	4	6	0	9	2	2	32	32
Grand Total		2	8	1	5	7	0	14	2	2	41	42

PY Grand Total Men		0	1	1	2	0	0	5	0	1		10
PY Grand Total Women		0	8	0	6	1	0	13	4	0		32
PY Grand Total		0	9	1	8	1	0	18	4	1		42

All Completers

Institutions must report the following information. (Some data will be pre-populated from the completions by CIP code data.)

All Completers

Number of students by gender and race and ethnicity earning an award between July 1, 2015 and June 30, 2016. Count each student only once, regardless of how many awards he/she earned. The intent of this screen is to collect an unduplicated count of total numbers of *completers*.

- Report Hispanic/Latino individuals of any race as Hispanic/Latino
- Report race for non-Hispanic/Latino individuals only

	Men		Women		Total Students
	Number of Students	Total Awards	Number of Students	Total Awards	
<u>Nonresident alien</u>	63	63	72	73	135
<u>Hispanic/Latino</u>	52	52	72	72	124
<u>American Indian or Alaska Native</u>	4	4	5	5	9
<u>Asian</u>	171	173	159	159	330
<u>Black or African American</u>	46	46	51	51	97
<u>Native Hawaiian or Other Pacific Islander</u>	2	2	7	7	9
<u>White</u>	382	383	501	503	883
<u>Two or more races</u>	31	31	54	54	85
<u>Race and ethnicity unknown</u>	13	13	24	24	37
TOTAL	764	767	945	948	1,709
PY TOTAL	697		899		1,596

Completers by Level

Institutions must report the following information. This screen will be shown for each of the following award categories for which completions have been reported:

- Less than 1-year certificates
- At least 1 but less than 4-year certificates
- Associate's degrees
- Bachelor's degrees
- Master's degrees
- Doctor's degrees
- Postbaccalaureate and post-master's certificates

Bachelor's degrees

Number of students by gender, by race and ethnicity, and by age earning this award between July 1, 2015 and June 30, 2016. Each student should be counted once per award level. For example, if a student earned a master's degree and a doctor's degree, he/she should be counted once in master's and once in doctor's. A student earning two master's degrees should be counted only once.


- Report Hispanic/Latino individuals of any race as Hispanic/Latino
- Report race for non-Hispanic/Latino individuals only

	Number of Students	Total Awards
By Gender		
Men	681	684
Women	808	811
TOTAL	1,489	1,495
PY TOTAL	1,371	

By Race/Ethnicity

<u>Nonresident alien</u>	112	113
<u>Hispanic/Latino</u>	117	117
<u>American Indian or Alaska Native</u>	9	9
<u>Asian</u>	307	309
<u>Black or African American</u>	87	87
<u>Native Hawaiian or Other Pacific Islander</u>	9	9

<u>White</u>	<input type="text" value="738"/>	741
Two or more races	<input type="text" value="80"/>	80
<u>Race and ethnicity unknown</u>	<input type="text" value="30"/>	30
TOTAL	1,489	1,495



By Age

Under 18	<input type="text" value="0"/>	
18-24	<input type="text" value="812"/>	
25-39	<input type="text" value="582"/>	
40 and Above	<input type="text" value="95"/>	
Age Unknown	<input type="text" value="0"/>	
TOTAL	1,489	1,495

Completers by Level

Institutions must report the following information. This screen will be shown for each of the following award categories for which completions have been reported:

- Less than 1-year certificates
- At least 1 but less than 4-year certificates
- Associate's degrees
- Bachelor's degrees
- Master's degrees
- Doctor's degrees
- Postbaccalaureate and post-master's certificates

Master's degrees

Number of students by gender, by race and ethnicity, and by age earning this award between July 1, 2015 and June 30, 2016. Each student should be counted once per award level. For example, if a student earned a master's degree and a doctor's degree, he/she should be counted once in master's and once in doctor's. A student earning two master's degrees should be counted only once.


- Report Hispanic/Latino individuals of any race as Hispanic/Latino
- Report race for non-Hispanic/Latino individuals only


	Number of Students	Total Awards
By Gender		
Men	<input type="text" value="83"/>	83
Women	<input type="text" value="137"/>	137
TOTAL	220	220
PY TOTAL	225	

By Race/Ethnicity

<u>Nonresident alien</u>	<input type="text" value="23"/>	23
<u>Hispanic/Latino</u>	<input type="text" value="7"/>	7
<u>American Indian or Alaska Native</u>	<input type="text" value="0"/>	0
<u>Asian</u>	<input type="text" value="23"/>	23
<u>Black or African American</u>	<input type="text" value="10"/>	10
<u>Native Hawaiian or Other Pacific Islander</u>	<input type="text" value="0"/>	0

<u>White</u>	<input type="text" value="145"/>	145
Two or more races	<input type="text" value="5"/>	5
<u>Race and ethnicity unknown</u>	<input type="text" value="7"/>	7
TOTAL	220	220



 **By Age**

Under 18	<input type="text" value="0"/>	
18-24	<input type="text" value="11"/>	
25-39	<input type="text" value="144"/>	
40 and Above	<input type="text" value="65"/>	
Age Unknown	<input type="text" value="0"/>	
TOTAL	220	220

Summary

IPEDS collects important information regarding your institution. All data reported in IPEDS survey components become available in the IPEDS Data Center and appear as aggregated data in various Department of Education reports. Additionally, some of the reported data appears specifically for your institution through the College Navigator website and is included in your institution's Data Feedback Report (DFR). The purpose of this summary is to provide you an opportunity to view some of the data that, when accepted through the IPEDS quality control process, will appear on the College Navigator website and/or your DFR. College Navigator is updated approximately three months after the data collection period closes and Data Feedback Reports will be available through the [Data Center](#) and sent to your institution's CEO in November 2016.

Please review your data for accuracy. If you have questions about the data displayed below after reviewing the data reported on the survey screens, please contact the IPEDS Help Desk at: 1-877-225-2568 or ipedshelp@rti.org.

Summary of Completions Data

Award Level	Number of Completions	
	1 st major	2 nd major
Bachelors degree or equivalent	1,495	41
Master's degree	220	0
Total number of degrees and certificates	1,715	

Summary of Completers Data

	Number of Students		
	Men	Women	Total
All Completers	764	945	1,709

Completions

University of Washington-Bothell Campus (377555)

Source	Description	Severity	Resolved	Options
Global Edits				
Perform Edits	Your institution reported in the prior year Institutional Characteristics survey that it offers undergraduate distance education opportunities (courses and/or programs), but you did not respond "Yes" to the distance education program question for any CIP code (award levels 1 to 5). Please correct your data or explain if your institution does not offer full programs via distance education. (Error #10585)	Explanation	Yes	
Reason:	The institution offers online courses but no fully online undergraduate programs.			
Perform Edits	Your institution reported in the prior year Institutional Characteristics survey that it offers graduate distance education opportunities (courses and/or programs), but you did not respond "Yes" to the distance education program question for any CIP code (award levels 6 to 19). Please correct your data or explain if your institution does not offer full programs via distance education. (Error #10587)	Explanation	Yes	
Reason:	The institution offers online graduate courses but no fully online graduate programs.			
Perform Edits	Current year completions (79) are outside the expected range when compared to completions reported in the prior year (44) for: Women, 2-digit field (9), award level (5). Please correct your data or explain. (Error #10506)	Explanation	Yes	
Reason:	Enrollments in this area drastically increased over the span of 2010-2014.			