

**Institution: University of Washington-Seattle Campus (236948) User ID: 88G2561**

### Completions Overview

Welcome to the IPEDS Completions survey component. The Completions component is one of several IPEDS components that is conducted during the Fall data collection period. It collects the number of degrees and certificates awarded by field of study, level of award, race/ethnicity, and gender. The reporting period for the Completions component is during the 12-month time period beginning July 1 of the previous calendar year and ending June 30 of the current calendar year; therefore, for this year's Completions component, the reporting period is between July 1, 2015 and June 30, 2016. The Completions component is also collecting the number of students (e.g., completers) who earned awards between July 1, 2015 and June 30, 2016.

### Completions Common Errors

Some common completions component errors include the following:

- Including award levels on your current year Completions that were not reported on your previous year's (PY) Institutional Characteristics (IC). [Award levels in the PY IC component cannot be changed; therefore, contact the IPEDS Help Desk at 1-877-225-2568 if you need assistance.]
- Forgetting to select CIP codes for new programs of study that are offered by the institution, but do not have completions for the reporting period.
- Forgetting to enter in zero in at least one of the cells for CIP codes that do not have completions.

### Recent Changes

- The following question on **distance education** has been added to the bottom of each individual "CIP Data" screen:  
"Is this program offered as a distance education program?"
- The following two screens, which collect data specifically on students were added to this component, beginning in the 2013-14 survey year:
  - **"All Completers"** - Collects the number of students who earned an award between July 1, 2015 and June 30, 2016 by gender and race/ethnicity. (The intent of this screen is to collect an **unduplicated count** of total numbers of completers.)
  - **"Completers by Level"** - Collects the number of students who earned an award between July 1, 2015 and June 30, 2016 by award level and 1) by gender; 2) by race/ethnicity; and 3) by age.
- The definition for Post-baccalaureate Certificate has changed slightly for the 2016-17 collection. The new definition is as follows: **An award that requires completion of an organized program of study beyond the bachelor's. It is designed for persons who have completed a baccalaureate degree, but does not meet the requirements of a master's degree.**

**NOTE: Even though Teacher Preparation certificate programs may require a bachelor's degree for admission, they are considered sub-baccalaureate undergraduate programs, and students in these programs are undergraduate students.**

### General Information

CIP Codes:

The [CIP 2010 Website](#) includes a list of new CIP codes, a list of deleted CIP codes, a list of moved CIP Codes, and an online crosswalk of the 2000 CIP and 2010 CIP.

The Resources Page of the CIP 2010 website contains many valuable resources including:

- CIP 2010 Manual and copies of previous editions of the CIP Manual
- Crosswalk between the 2000 CIP codes and the 2010 CIP codes in Excel format

Keep in mind that some information provided by institutions on the Completions component appear in the [College Navigator](#), which is a major tool used by consumers searching for information about postsecondary education. It is therefore vitally important that you include accurate information about your institution.

Survey materials can be downloaded using the following link: [Survey Materials](#).

The prior year revision system can be accessed using the following link: [Prior Year Revision System](#)

Completions CIP Data

CIPCODE	Award Level	Major	Gender	Non Resident Alien	Hispanic / Latino	American Indian or Alaska Native	Asian	Black or African American	Native Hawaiian or Other Pacific Islander	White	Two or more Races	Race/ ethnicity unknown	Total	distance education program
01.1001 Food Science	5 - Bachelor's degree	1	Men	0	0	0	0	0	0	0	0	0	0	
			Women	0	0	0	0	0	0	0	0	0	0	
			Total	0	0	0	0	0	0	0	0	0	0	No
01.1001 Food Science	5 - Bachelor's degree	2	Men	0	0	0	0	0	0	0	0	0	0	
			Women	0	0	0	0	0	0	0	0	0	0	
			Total	0	0	0	0	0	0	0	0	0	0	No
01.1101 Plant Sciences, General	7 - Master's degree	1	Men	0	0	0	0	0	0	5	1	0	6	
			Women	0	0	0	0	0	0	4	0	0	4	
			Total	0	0	0	0	0	0	9	1	0	10	No
01.1101 Plant Sciences, General	7 - Master's degree	2	Men	0	0	0	0	0	0	0	0	0	0	
			Women	0	0	0	0	0	0	0	0	0	0	
			Total	0	0	0	0	0	0	0	0	0	0	No
01.1299 Soil Sciences, Other	7 - Master's degree	1	Men	0	0	0	0	0	0	0	0	0	0	
			Women	0	0	0	0	0	0	0	0	0	0	
			Total	0	0	0	0	0	0	0	0	0	0	No
01.1299 Soil Sciences, Other	17 - Doctor's degree - research / scholarship	1	Men	0	0	0	0	0	0	0	0	0	0	
			Women	0	0	0	0	0	0	0	0	0	0	
			Total	0	0	0	0	0	0	0	0	0	0	No
01.1299 Soil Sciences, Other	7 - Master's degree	2	Men	0	0	0	0	0	0	0	0	0	0	
			Women	0	0	0	0	0	0	0	0	0	0	
			Total	0	0	0	0	0	0	0	0	0	0	No
01.1299 Soil Sciences, Other	17 - Doctor's degree - research / scholarship	2	Men	0	0	0	0	0	0	0	0	0	0	
			Women	0	0	0	0	0	0	0	0	0	0	
			Total	0	0	0	0	0	0	0	0	0	0	No
03.0103 Environmental Studies	5 - Bachelor's degree	1	Men	3	0	0	7	0	0	13	1	0	24	
			Women	3	3	0	5	1	0	22	3	0	37	
			Total	6	3	0	12	1	0	35	4	0	61	No
03.0103 Environmental Studies	5 - Bachelor's degree	2	Men	0	0	0	0	0	0	1	0	0	1	
			Women	0	1	1	0	0	0	3	0	0	5	
			Total	0	1	1	0	0	0	4	0	0	6	No
03.0104 Environmental Science	5 - Bachelor's degree	1	Men	5	2	1	5	0	0	33	6	1	53	
			Women	4	4	0	2	0	0	40	7	1	58	
			Total	9	6	1	7	0	0	73	13	2	111	No
03.0104 Environmental Science	7 - Master's degree	1	Men	0	0	0	0	0	0	6	0	0	6	
			Women	0	0	0	1	0	0	6	0	0	7	
			Total	0	0	0	1	0	0	12	0	0	13	No
03.0104 Environmental Science	17 - Doctor's degree - research / scholarship	1	Men	1	0	0	0	0	0	4	0	0	5	
			Women	0	0	0	0	0	0	2	0	0	2	
			Total	1	0	0	0	0	0	6	0	0	7	No
03.0104 Environmental Science	5 - Bachelor's degree	2	Men	0	0	0	0	0	0	0	0	0	0	
			Women	0	0	0	0	0	0	1	0	0	1	
			Total	0	0	0	0	0	0	1	0	0	1	No

CIPCODE	Award Level	Major	Gender	Non Resident Alien	Hispanic / Latino	American Indian or Alaska Native	Asian	Black or African American	Native Hawaiian or Other Pacific Islander	White	Two or more Races	Race/ ethnicity unknown	Total	distance education program
03.0104 Environmental Science	7 - Master's degree	2	Men	0	0	0	0	0	0	0	0	0	0	
			Women	0	0	0	0	0	0	0	0	0	0	
			Total	0	0	0	0	0	0	0	0	0	0	No
03.0104 Environmental Science	17 - Doctor's degree - research / scholarship	2	Men	0	0	0	0	0	0	0	0	0	0	
			Women	0	0	0	0	0	0	0	0	0	0	
			Total	0	0	0	0	0	0	0	0	0	0	No
03.0199 Natural Resources Conservation and Research, Other	7 - Master's degree	1	Men	0	0	0	0	0	0	3	0	0	3	
			Women	0	0	0	0	0	1	0	0	0	1	
			Total	0	0	0	0	0	1	3	0	0	4	No
03.0199 Natural Resources Conservation and Research, Other	7 - Master's degree	2	Men	0	0	0	0	0	0	0	0	0	0	
			Women	0	0	0	0	0	0	0	0	0	0	
			Total	0	0	0	0	0	0	0	0	0	0	No
03.0201 Natural Resources Management and Policy	7 - Master's degree	1	Men	0	0	0	0	0	0	0	0	0	0	
			Women	0	0	0	0	0	0	0	0	0	0	
			Total	0	0	0	0	0	0	0	0	0	0	No
03.0201 Natural Resources Management and Policy	7 - Master's degree	2	Men	0	0	0	0	0	0	0	0	0	0	
			Women	0	0	0	0	0	0	0	0	0	0	
			Total	0	0	0	0	0	0	0	0	0	0	No
03.0301 Fishing and Fisheries Sciences and Management	5 - Bachelor's degree	1	Men	0	0	0	0	0	0	0	0	0	0	
			Women	0	0	0	0	0	0	0	0	0	0	
			Total	0	0	0	0	0	0	0	0	0	0	No
03.0301 Fishing and Fisheries Sciences and Management	7 - Master's degree	1	Men	0	0	0	0	0	0	0	0	0	0	
			Women	0	0	0	0	0	0	0	0	0	0	
			Total	0	0	0	0	0	0	0	0	0	0	No
03.0301 Fishing and Fisheries Sciences and Management	17 - Doctor's degree - research / scholarship	1	Men	0	0	0	0	0	0	0	0	0	0	
			Women	0	0	0	0	0	0	0	0	0	0	
			Total	0	0	0	0	0	0	0	0	0	0	No
03.0301 Fishing and Fisheries Sciences and Management	5 - Bachelor's degree	2	Men	0	0	0	0	0	0	0	0	0	0	
			Women	0	0	0	0	0	0	0	0	0	0	
			Total	0	0	0	0	0	0	0	0	0	0	No
03.0301 Fishing and Fisheries Sciences and Management	7 - Master's degree	2	Men	0	0	0	0	0	0	0	0	0	0	
			Women	0	0	0	0	0	0	0	0	0	0	
			Total	0	0	0	0	0	0	0	0	0	0	No
03.0301 Fishing and Fisheries Sciences and Management	17 - Doctor's degree - research / scholarship	2	Men	0	0	0	0	0	0	0	0	0	0	
			Women	0	0	0	0	0	0	0	0	0	0	
			Total	0	0	0	0	0	0	0	0	0	0	No
03.0502 Forest Sciences and Biology	5 - Bachelor's degree	1	Men	0	0	0	0	0	0	0	0	0	0	
			Women	0	0	0	0	0	0	0	0	0	0	
			Total	0	0	0	0	0	0	0	0	0	0	No
03.0502 Forest Sciences and Biology	7 - Master's degree	1	Men	0	0	2	0	0	0	11	0	1	14	
			Women	1	0	0	2	0	0	6	1	0	10	
			Total	1	0	2	2	0	0	17	1	1	24	No
03.0502 Forest Sciences and Biology		1	Men	0	0	1	0	0	0	0	0	0	1	
			Women	1	0	0	1	0	0	3	0	2	7	

[illegible]

[illegible]

CIPCODE	Award Level	Major	Gender	Non Resident Alien	Hispanic / Latino	American Indian or Alaska Native	Asian	Black or African American	Native Hawaiian or Other Pacific Islander	White	Two or more Races	Race/ ethnicity unknown	Total	distance education program
			Total	0	0	0	0	0	0	0	0	0	0	No
03.0599 Forestry, Other	17 - Doctor's degree - research / scholarship	1	Men	0	0	0	0	0	0	0	0	0	0	
			Women	0	0	0	0	0	0	0	0	0		
			Total	0	0	0	0	0	0	0	0	0	No	
03.0599 Forestry, Other	5 - Bachelor's degree	2	Men	0	0	0	0	0	0	0	0	0	0	
			Women	0	0	0	0	0	0	0	0	0	0	
			Total	0	0	0	0	0	0	0	0	0	No	
03.0599 Forestry, Other	7 - Master's degree	2	Men	0	0	0	0	0	0	0	0	0	0	
			Women	0	0	0	0	0	0	0	0	0	0	
			Total	0	0	0	0	0	0	0	0	0	No	
03.0599 Forestry, Other	17 - Doctor's degree - research / scholarship	2	Men	0	0	0	0	0	0	0	0	0	0	
			Women	0	0	0	0	0	0	0	0	0	0	
			Total	0	0	0	0	0	0	0	0	0	No	
03.0601 Wildlife, Fish and Wildlands Science and Management	5 - Bachelor's degree	1	Men	0	0	0	0	0	0	0	0	0	0	
			Women	0	0	0	0	0	0	0	0	0	0	
			Total	0	0	0	0	0	0	0	0	0	No	
03.0601 Wildlife, Fish and Wildlands Science and Management	7 - Master's degree	1	Men	0	0	0	0	0	0	0	0	0	0	
			Women	0	0	0	0	0	0	0	0	0	0	
			Total	0	0	0	0	0	0	0	0	0	No	
03.0601 Wildlife, Fish and Wildlands Science and Management	17 - Doctor's degree - research / scholarship	1	Men	0	0	0	0	0	0	0	0	0	0	
			Women	0	0	0	0	0	0	0	0	0	0	
			Total	0	0	0	0	0	0	0	0	0	No	
03.0601 Wildlife, Fish and Wildlands Science and Management	5 - Bachelor's degree	2	Men	0	0	0	0	0	0	0	0	0	0	
			Women	0	0	0	0	0	0	0	0	0	0	
			Total	0	0	0	0	0	0	0	0	0	No	
03.0601 Wildlife, Fish and Wildlands Science and Management	7 - Master's degree	2	Men	0	0	0	0	0	0	0	0	0	0	
			Women	0	0	0	0	0	0	0	0	0	0	
			Total	0	0	0	0	0	0	0	0	0	No	
03.0601 Wildlife, Fish and Wildlands Science and Management	17 - Doctor's degree - research / scholarship	2	Men	0	0	0	0	0	0	0	0	0	0	
			Women	0	0	0	0	0	0	0	0	0	0	
			Total	0	0	0	0	0	0	0	0	0	No	
03.9999 Natural Resources and Conservation, Other	5 - Bachelor's degree	1	Men	0	0	0	0	0	0	0	0	0	0	
			Women	0	0	0	0	0	0	0	0	0	0	
			Total	0	0	0	0	0	0	0	0	0	No	
03.9999 Natural Resources and Conservation, Other	5 - Bachelor's degree	2	Men	0	0	0	0	0	0	0	0	0	0	
			Women	0	0	0	0	0	0	0	0	0	0	
			Total	0	0	0	0	0	0	0	0	0	No	
04.0201 Architecture	5 - Bachelor's degree	1	Men	5	2	0	1	0	0	12	1	0	21	
			Women	4	1	0	8	0	0	5	3	0	21	
			Total	9	3	0	9	0	0	17	4	0	42	No
04.0201 Architecture	7 - Master's degree	1	Men	2	0	0	0	0	0	25	0	0	27	
			Women	2	1	0	4	0	0	17	1	0	25	
			Total	4	1	0	4	0	0	42	1	0	52	No

[illegible]

[illegible]



[illegible]

CIPCODE	Award Level	Major	Gender	Non Resident Alien	Hispanic / Latino	American Indian or Alaska Native	Asian	Black or African American	Native Hawaiian or Other Pacific Islander	White	Two or more Races	Race/ ethnicity unknown	Total	distance education program
05.0108 Near and Middle Eastern Studies	7 - Master's degree	1	Total	0	0	0	0	0	0	0	0	0	0	No
			Men	1	0	0	0	0	0	1	0	0	2	
			Women	0	0	0	0	0	0	1	0	0	1	
05.0108 Near and Middle Eastern Studies	17 - Doctor's degree - research / scholarship	1	Total	1	0	0	0	0	0	2	0	0	3	No
			Men	0	0	0	0	0	0	0	0	1	1	
			Women	1	0	0	0	0	0	0	0	0	1	
05.0108 Near and Middle Eastern Studies	5 - Bachelor's degree	2	Total	1	0	0	0	0	0	0	0	1	2	No
			Men	0	0	0	0	0	0	0	0	0	0	
			Women	0	0	0	0	0	0	0	0	0	0	
05.0108 Near and Middle Eastern Studies	7 - Master's degree	2	Total	0	0	0	0	0	0	0	0	0	0	No
			Men	0	0	0	0	0	0	0	0	0	0	
			Women	0	0	0	0	0	0	0	0	0	0	
05.0108 Near and Middle Eastern Studies	17 - Doctor's degree - research / scholarship	2	Total	0	0	0	0	0	0	0	0	0	0	No
			Men	0	0	0	0	0	0	0	0	0	0	
			Women	0	0	0	0	0	0	0	0	0	0	
05.0110 Russian Studies	5 - Bachelor's degree	1	Total	0	0	0	0	0	0	0	0	0	0	No
			Men	0	0	0	0	0	0	0	0	0	0	
			Women	0	0	0	0	0	0	0	0	0	0	
05.0110 Russian Studies	7 - Master's degree	1	Total	0	0	0	0	0	0	3	0	0	3	
			Men	0	0	0	0	0	0	5	0	0	5	
			Women	0	0	0	0	0	0	8	0	0	8	No
05.0110 Russian Studies	5 - Bachelor's degree	2	Total	0	0	0	0	0	0	0	0	0	0	No
			Men	0	0	0	0	0	0	0	0	0	0	
			Women	0	0	0	0	0	0	0	0	0	0	
05.0110 Russian Studies	7 - Master's degree	2	Total	0	0	0	0	0	0	0	0	0	0	No
			Men	0	0	0	0	0	0	0	0	0	0	
			Women	0	0	0	0	0	0	0	0	0	0	
05.0111 Scandinavian Studies	5 - Bachelor's degree	1	Total	0	0	0	0	0	0	0	1	0	1	
			Men	0	0	0	0	0	0	0	0	0	0	
			Women	0	0	0	0	0	0	0	0	0	0	
05.0111 Scandinavian Studies	7 - Master's degree	1	Total	0	0	0	0	0	0	0	1	0	1	No
			Men	0	0	0	0	0	0	0	0	0	0	
			Women	0	0	0	0	0	0	0	0	0	0	
05.0111 Scandinavian Studies	5 - Bachelor's degree	2	Total	0	0	0	0	0	0	0	0	0	0	No
			Men	0	0	0	0	0	0	1	0	0	1	
			Women	0	0	0	0	0	0	4	0	0	4	
05.0111 Scandinavian Studies	7 - Master's degree	2	Total	0	0	0	0	0	0	5	0	0	5	No
			Men	0	0	0	0	0	0	0	0	0	0	
			Women	0	0	0	0	0	0	0	0	0	0	
05.0112 South Asian Studies	5 - Bachelor's degree	1	Total	0	0	0	0	0	0	0	0	0	0	No
			Men	0	0	0	0	0	0	0	0	0	0	
			Women	0	0	0	0	0	0	0	0	0	0	
05.0112		1	Men	0	0	0	0	0	0	1	0	0	1	

CIPCODE	Award Level	Major	Gender	Non Resident Alien	Hispanic / Latino	American Indian or Alaska Native	Asian	Black or African American	Native Hawaiian or Other Pacific Islander	White	Two or more Races	Race/ ethnicity unknown	Total	distance education program
South Asian Studies	7 - Master's degree		Women	0	0	0	2	0	0	1	0	1	4	
			Total	0	0	0	2	0	0	2	0	1	5	No
05.0112 South Asian Studies	5 - Bachelor's degree	2	Men	0	0	0	0	0	0	0	0	0	0	
			Women	0	0	0	0	0	0	0	0	0	0	
			Total	0	0	0	0	0	0	0	0	0	0	No
05.0112 South Asian Studies	7 - Master's degree	2	Men	0	0	0	0	0	0	0	0	0	0	
			Women	0	0	0	0	0	0	0	0	0	0	
			Total	0	0	0	0	0	0	0	0	0	0	No
05.0113 Southeast Asian Studies	5 - Bachelor's degree	1	Men	0	0	0	0	0	0	0	0	0	0	
			Women	0	0	0	0	0	0	0	0	0	0	
			Total	0	0	0	0	0	0	0	0	0	0	No
05.0113 Southeast Asian Studies	7 - Master's degree	1	Men	0	0	0	0	0	0	1	0	0	1	
			Women	0	1	0	0	0	0	0	0	0	1	
			Total	0	1	0	0	0	0	1	0	0	2	No
05.0113 Southeast Asian Studies	5 - Bachelor's degree	2	Men	0	0	0	0	0	0	0	0	0	0	
			Women	0	0	0	0	0	0	0	0	0	0	
			Total	0	0	0	0	0	0	0	0	0	0	No
05.0113 Southeast Asian Studies	7 - Master's degree	2	Men	0	0	0	0	0	0	0	0	0	0	
			Women	0	0	0	0	0	0	0	0	0	0	
			Total	0	0	0	0	0	0	0	0	0	0	No
05.0115 Canadian Studies	5 - Bachelor's degree	1	Men	0	0	0	0	0	0	0	0	0	0	
			Women	0	0	0	0	0	0	0	0	0	0	
			Total	0	0	0	0	0	0	0	0	0	0	No
05.0115 Canadian Studies	5 - Bachelor's degree	2	Men	0	0	0	0	0	0	0	0	0	0	
			Women	0	0	0	0	0	0	0	0	0	0	
			Total	0	0	0	0	0	0	0	0	0	0	No
05.0123 Chinese Studies	5 - Bachelor's degree	1	Men	0	0	0	0	0	0	0	0	0	0	
			Women	0	0	0	0	0	0	0	0	0	0	
			Total	0	0	0	0	0	0	0	0	0	0	No
05.0123 Chinese Studies	7 - Master's degree	1	Men	2	0	0	0	0	0	1	0	0	3	
			Women	2	0	0	0	0	0	0	0	0	2	
			Total	4	0	0	0	0	0	1	0	0	5	No
05.0123 Chinese Studies	5 - Bachelor's degree	2	Men	0	0	0	0	0	0	0	0	0	0	
			Women	0	0	0	0	0	0	0	0	0	0	
			Total	0	0	0	0	0	0	0	0	0	0	No
05.0123 Chinese Studies	7 - Master's degree	2	Men	0	0	0	0	0	0	0	0	0	0	
			Women	0	0	0	0	0	0	0	0	0	0	
			Total	0	0	0	0	0	0	0	0	0	0	No
05.0124 French Studies	7 - Master's degree	1	Men	0	0	0	0	0	0	0	0	0	0	
			Women	0	0	0	0	0	0	0	0	0	0	
			Total	0	0	0	0	0	0	0	0	0	0	No
05.0124 French Studies	17 - Doctor's degree - research / scholarship	1	Men	0	0	0	0	0	0	0	0	0	0	
			Women	0	0	0	0	0	0	1	0	0	1	
			Total	0	0	0	0	0	0	1	0	0	1	No
05.0124		2	Men	0	0	0	0	0	0	0	0	0	0	

[illegible]

[illegible]

[illegible]

[illegible]

[illegible]



[illegible]

[illegible]

[illegible]

CIPCODE	Award Level	Major	Gender	Non Resident Alien	Hispanic / Latino	American Indian or Alaska Native	Asian	Black or African American	Native Hawaiian or Other Pacific Islander	White	Two or more Races	Race/ ethnicity unknown	Total	distance education program
Special Education and Teaching, Other	5 - Bachelor's degree		Women	0	0	0	0	0	0	0	0	0	0	
			Total	0	0	0	0	0	0	0	0	0	0	No
13.1202 Elementary Education and Teaching	5 - Bachelor's degree	1	Men	0	0	0	0	0	0	0	0	0	0	
			Women	0	0	0	0	0	0	0	0	0	0	
			Total	0	0	0	0	0	0	0	0	0	0	No
13.1202 Elementary Education and Teaching	7 - Master's degree	1	Men	0	0	0	1	1	0	13	0	0	15	
			Women	0	3	0	16	4	0	40	8	1	72	
			Total	0	3	0	17	5	0	53	8	1	87	No
13.1202 Elementary Education and Teaching	5 - Bachelor's degree	2	Men	0	0	0	0	0	0	0	0	0	0	
			Women	0	0	0	0	0	0	0	0	0	0	
			Total	0	0	0	0	0	0	0	0	0	0	No
13.1202 Elementary Education and Teaching	7 - Master's degree	2	Men	0	0	0	0	0	0	0	0	0	0	
			Women	0	0	0	0	0	0	0	0	0	0	
			Total	0	0	0	0	0	0	0	0	0	0	No
13.1206 Teacher Education, Multiple Levels	7 - Master's degree	1	Men	0	0	0	0	0	0	0	0	0	0	
			Women	0	0	0	0	0	0	0	0	0	0	
			Total	0	0	0	0	0	0	0	0	0	0	No
13.1206 Teacher Education, Multiple Levels	7 - Master's degree	2	Men	0	0	0	0	0	0	0	0	0	0	
			Women	0	0	0	0	0	0	0	0	0	0	
			Total	0	0	0	0	0	0	0	0	0	0	No
13.1302 Art Teacher Education	5 - Bachelor's degree	1	Men	0	0	0	0	0	0	0	0	0	0	
			Women	0	0	0	0	0	0	0	0	0	0	
			Total	0	0	0	0	0	0	0	0	0	0	No
13.1302 Art Teacher Education	5 - Bachelor's degree	2	Men	0	0	0	0	0	0	0	0	0	0	
			Women	0	0	0	0	0	0	0	0	0	0	
			Total	0	0	0	0	0	0	0	0	0	0	No
13.1303 Business Teacher Education	5 - Bachelor's degree	1	Men	0	0	0	0	0	0	0	0	0	0	
			Women	0	0	0	0	0	0	0	0	0	0	
			Total	0	0	0	0	0	0	0	0	0	0	No
13.1303 Business Teacher Education	5 - Bachelor's degree	2	Men	0	0	0	0	0	0	0	0	0	0	
			Women	0	0	0	0	0	0	0	0	0	0	
			Total	0	0	0	0	0	0	0	0	0	0	No
13.1305 English/Language Arts Teacher Education	5 - Bachelor's degree	1	Men	0	0	0	0	0	0	0	0	0	0	
			Women	0	0	0	0	0	0	0	0	0	0	
			Total	0	0	0	0	0	0	0	0	0	0	No
13.1305 English/Language Arts Teacher Education	7 - Master's degree	1	Men	0	0	0	2	0	0	5	0	0	7	
			Women	0	0	0	4	0	0	6	0	0	10	
			Total	0	0	0	6	0	0	11	0	0	17	No
13.1305 English/Language Arts Teacher Education	5 - Bachelor's degree	2	Men	0	0	0	0	0	0	0	0	0	0	
			Women	0	0	0	0	0	0	0	0	0	0	
			Total	0	0	0	0	0	0	0	0	0	0	No
13.1305 English/Language Arts Teacher Education	7 - Master's degree	2	Men	0	0	0	0	0	0	0	0	0	0	
			Women	0	0	0	0	0	0	0	0	0	0	
			Total	0	0	0	0	0	0	0	0	0	0	No
13.1306	5 - Bachelor's degree	1	Men	0	0	0	0	0	0	0	0	0	0	
			Women	0	0	0	0	0	0	0	0	0	0	













[illegible]



CIPCODE	Award Level	Major	Gender	Non Resident Alien	Hispanic / Latino	American Indian or Alaska Native	Asian	Black or African American	Native Hawaiian or Other Pacific Islander	White	Two or more Races	Race/ ethnicity unknown	Total	distance education program
14.0801 Civil Engineering, General	17 - Doctor's degree - research / scholarship	2	Total	0	0	0	0	0	0	0	0	0	0	Yes
			Men	0	0	0	0	0	0	0	0	0	0	
			Women	0	0	0	0	0	0	0	0	0	0	
			Total	0	0	0	0	0	0	0	0	0	0	No
14.0804 Transportation and Highway Engineering	7 - Master's degree	1	Men	2	3	0	1	2	0	17	2	0	27	
			Women	1	1	0	1	1	0	7	0	0	11	
			Total	3	4	0	2	3	0	24	2	0	38	Yes
14.0804 Transportation and Highway Engineering	7 - Master's degree	2	Men	0	0	0	0	0	0	0	0	0	0	
			Women	0	0	0	0	0	0	0	0	0	0	
			Total	0	0	0	0	0	0	0	0	0	0	Yes
14.0901 Computer Engineering, General	5 - Bachelor's degree	1	Men	4	4	0	10	0	0	21	3	1	43	
			Women	1	1	0	1	0	0	3	1	0	7	
			Total	5	5	0	11	0	0	24	4	1	50	No
14.0901 Computer Engineering, General	5 - Bachelor's degree	2	Men	0	0	0	0	0	0	0	0	0	0	
			Women	0	0	0	0	0	0	0	0	0	0	
			Total	0	0	0	0	0	0	0	0	0	0	No
14.1001 Electrical and Electronics Engineerin	5 - Bachelor's degree	1	Men	28	3	0	40	3	0	63	3	4	144	
			Women	13	1	0	17	1	0	6	2	0	40	
			Total	41	4	0	57	4	0	69	5	4	184	No
14.1001 Electrical and Electronics Engineerin	7 - Master's degree	1	Men	14	3	0	7	0	0	29	2	1	56	
			Women	4	0	0	4	0	0	4	1	1	14	
			Total	18	3	0	11	0	0	33	3	2	70	No
14.1001 Electrical and Electronics Engineerin	17 - Doctor's degree - research / scholarship	1	Men	17	0	0	2	0	0	4	0	1	24	
			Women	2	0	0	1	1	0	0	0	2	6	
			Total	19	0	0	3	1	0	4	0	3	30	No
14.1001 Electrical and Electronics Engineerin	5 - Bachelor's degree	2	Men	0	0	0	0	0	0	0	0	0	0	
			Women	0	0	0	0	0	0	0	0	0	0	
			Total	0	0	0	0	0	0	0	0	0	0	No
14.1001 Electrical and Electronics Engineerin	7 - Master's degree	2	Men	0	0	0	0	0	0	0	0	0	0	
			Women	0	0	0	0	0	0	0	0	0	0	
			Total	0	0	0	0	0	0	0	0	0	0	No
14.1001 Electrical and Electronics Engineerin	17 - Doctor's degree - research / scholarship	2	Men	0	0	0	0	0	0	0	0	0	0	
			Women	0	0	0	0	0	0	0	0	0	0	
			Total	0	0	0	0	0	0	0	0	0	0	No
14.1801 Materials Engineering	5 - Bachelor's degree	1	Men	6	0	1	5	2	0	18	2	0	34	
			Women	2	1	0	3	0	0	4	1	0	11	
			Total	8	1	1	8	2	0	22	3	0	45	No
14.1801 Materials Engineering	7 - Master's degree	1	Men	12	0	0	3	0	0	11	1	1	28	
			Women	5	1	0	2	0	0	4	1	0	13	
			Total	17	1	0	5	0	0	15	2	1	41	No
14.1801 Materials Engineering	17 - Doctor's degree - research / scholarship	1	Men	2	0	0	0	0	0	6	0	1	9	
			Women	2	1	0	0	0	0	0	0	0	3	
			Total	4	1	0	0	0	0	6	0	1	12	No



[illegible]



[illegible]



CIPCODE	Award Level	Major	Gender	Non Resident Alien	Hispanic / Latino	American Indian or Alaska Native	Asian	Black or African American	Native Hawaiian or Other Pacific Islander	White	Two or more Races	Race/ ethnicity unknown	Total	distance education program
16.0104 Comparative Literature	17 - Doctor's degree - research / scholarship	1	Men	1	0	0	0	0	0	0	0	0	1	
			Women	2	1	0	0	0	0	0	0	0	3	
			Total	3	1	0	0	0	0	0	0	0	4	No
16.0104 Comparative Literature	5 - Bachelor's degree	2	Men	0	0	0	1	0	0	0	0	0	1	
			Women	0	0	0	0	0	0	0	0	0	0	
			Total	0	0	0	1	0	0	0	0	0	1	No
16.0104 Comparative Literature	7 - Master's degree	2	Men	0	0	0	0	0	0	0	0	0	0	
			Women	0	0	0	0	0	0	0	0	0	0	
			Total	0	0	0	0	0	0	0	0	0	0	No
16.0104 Comparative Literature	17 - Doctor's degree - research / scholarship	2	Men	0	0	0	0	0	0	0	0	0	0	
			Women	0	0	0	0	0	0	0	0	0	0	
			Total	0	0	0	0	0	0	0	0	0	0	No
16.0300 East Asian Languages, Literatures, and Linguistics, General	5 - Bachelor's degree	1	Men	0	0	0	0	0	0	0	0	0	0	
			Women	0	0	0	0	0	0	0	0	0	0	
			Total	0	0	0	0	0	0	0	0	0	0	No
16.0300 East Asian Languages, Literatures, and Linguistics, General	7 - Master's degree	1	Men	0	0	0	0	0	0	0	0	0	0	
			Women	0	0	0	1	0	0	0	0	0	1	
			Total	0	0	0	1	0	0	0	0	0	1	No
16.0300 East Asian Languages, Literatures, and Linguistics, General	17 - Doctor's degree - research / scholarship	1	Men	0	0	0	0	0	0	0	0	0	0	
			Women	0	0	0	0	0	0	1	0	2	3	
			Total	0	0	0	0	0	0	1	0	2	3	No
16.0300 East Asian Languages, Literatures, and Linguistics, General	5 - Bachelor's degree	2	Men	0	0	0	0	0	0	0	0	0	0	
			Women	0	0	0	0	0	0	0	0	0	0	
			Total	0	0	0	0	0	0	0	0	0	0	No
16.0300 East Asian Languages, Literatures, and Linguistics, General	7 - Master's degree	2	Men	0	0	0	0	0	0	0	0	0	0	
			Women	0	0	0	0	0	0	0	0	0	0	
			Total	0	0	0	0	0	0	0	0	0	0	No
16.0300 East Asian Languages, Literatures, and Linguistics, General	17 - Doctor's degree - research / scholarship	2	Men	0	0	0	0	0	0	0	0	0	0	
			Women	0	0	0	0	0	0	0	0	0	0	
			Total	0	0	0	0	0	0	0	0	0	0	No
16.0301 Chinese Language and Literature	5 - Bachelor's degree	1	Men	0	0	0	0	0	0	5	1	0	6	
			Women	1	0	0	1	0	0	0	0	0	2	
			Total	1	0	0	1	0	0	5	1	0	8	No
16.0301 Chinese Language and Literature	5 - Bachelor's degree	2	Men	0	0	0	1	0	0	0	0	0	1	
			Women	0	0	0	0	0	0	0	0	0	0	
			Total	0	0	0	1	0	0	0	0	0	1	No
16.0302 Japanese Language and Literature	5 - Bachelor's degree	1	Men	2	0	0	4	0	0	5	1	0	12	
			Women	5	0	0	14	0	0	6	2	0	27	
			Total	7	0	0	18	0	0	11	3	0	39	No
16.0302	5 - Bachelor's degree	2	Men	0	0	0	0	0	0	1	0	0	1	
			Women	0	0	0	1	0	0	1	0	0	2	

CIPCODE	Award Level	Major	Gender	Non Resident Alien	Hispanic / Latino	American Indian or Alaska Native	Asian	Black or African American	Native Hawaiian or Other Pacific Islander	White	Two or more Races	Race/ ethnicity unknown	Total	distance education program
Japanese Language and Literature			Total	0	0	0	1	0	0	2	0	0	3	No
16.0303 Korean Language and Literature	5 - Bachelor's degree	1	Men	0	0	0	3	0	0	0	0	0	3	
			Women	1	1	0	0	0	0	3	2	0	7	
			Total	1	1	0	3	0	0	3	2	0	10	No
16.0303 Korean Language and Literature	5 - Bachelor's degree	2	Men	0	0	0	0	0	0	0	0	0	0	
			Women	1	0	0	1	0	0	0	0	0	2	
			Total	1	0	0	1	0	0	0	0	0	2	No
16.0400 Slavic Languages, Literatures, and Linguistics, General	5 - Bachelor's degree	1	Men	0	0	0	0	0	0	0	0	0	0	
			Women	0	0	0	0	0	0	1	0	0	1	
			Total	0	0	0	0	0	0	1	0	0	1	No
16.0400 Slavic Languages, Literatures, and Linguistics, General	7 - Master's degree	1	Men	0	0	0	0	0	0	0	0	0	0	
			Women	0	0	0	0	0	0	0	0	0	0	
			Total	0	0	0	0	0	0	0	0	0	0	No
16.0400 Slavic Languages, Literatures, and Linguistics, General	17 - Doctor's degree - research / scholarship	1	Men	0	0	0	0	0	0	0	0	0	0	
			Women	0	0	0	0	0	0	0	0	1	1	
			Total	0	0	0	0	0	0	0	0	1	1	No
16.0400 Slavic Languages, Literatures, and Linguistics, General	5 - Bachelor's degree	2	Men	0	0	0	0	0	0	0	0	0	0	
			Women	0	0	0	0	0	0	0	0	0	0	
			Total	0	0	0	0	0	0	0	0	0	0	No
16.0400 Slavic Languages, Literatures, and Linguistics, General	7 - Master's degree	2	Men	0	0	0	0	0	0	0	0	0	0	
			Women	0	0	0	0	0	0	0	0	0	0	
			Total	0	0	0	0	0	0	0	0	0	0	No
16.0400 Slavic Languages, Literatures, and Linguistics, General	17 - Doctor's degree - research / scholarship	2	Men	0	0	0	0	0	0	0	0	0	0	
			Women	0	0	0	0	0	0	0	0	0	0	
			Total	0	0	0	0	0	0	0	0	0	0	No
16.0402 Russian Language and Literature	5 - Bachelor's degree	1	Men	0	0	0	0	0	0	1	0	0	1	
			Women	0	0	0	0	0	0	0	0	0	0	
			Total	0	0	0	0	0	0	1	0	0	1	No
16.0402 Russian Language and Literature	5 - Bachelor's degree	2	Men	0	0	0	1	0	0	1	0	0	2	
			Women	0	0	0	0	0	0	0	0	0	0	
			Total	0	0	0	1	0	0	1	0	0	2	No
16.0500 Germanic Languages, Literatures, and Linguistics, General	5 - Bachelor's degree	1	Men	0	0	0	0	0	0	0	0	0	0	
			Women	0	0	0	0	0	0	2	0	0	2	
			Total	0	0	0	0	0	0	2	0	0	2	No
16.0500 Germanic Languages, Literatures, and Linguistics, General	7 - Master's degree	1	Men	0	0	0	0	0	0	0	0	0	0	
			Women	1	0	0	0	0	0	0	0	0	1	
			Total	1	0	0	0	0	0	0	0	0	1	No
16.0500 Germanic Languages, Literatures, and Linguistics, General	17 - Doctor's degree - research / scholarship	1	Men	0	0	0	0	0	0	1	0	1	2	
			Women	0	0	0	0	0	0	0	0	0	0	
			Total	0	0	0	0	0	0	1	0	1	2	No
16.0500	5 - Bachelor's degree	2	Men	0	0	0	0	0	0	0	1	0	1	
			Women	1	0	0	0	0	0	1	0	0	2	

CIPCODE	Award Level	Major	Gender	Non Resident Alien	Hispanic / Latino	American Indian or Alaska Native	Asian	Black or African American	Native Hawaiian or Other Pacific Islander	White	Two or more Races	Race/ ethnicity unknown	Total	distance education program
Germanic Languages, Literatures, and Linguistics, General			Total	1	0	0	0	0	0	1	1	0	3	No
16.0500 Germanic Languages, Literatures, and Linguistics, General	7 - Master's degree	2	Men	0	0	0	0	0	0	0	0	0	0	
			Women	0	0	0	0	0	0	0	0	0	0	
			Total	0	0	0	0	0	0	0	0	0	0	No
16.0500 Germanic Languages, Literatures, and Linguistics, General	17 - Doctor's degree - research / scholarship	2	Men	0	0	0	0	0	0	0	0	0	0	
			Women	0	0	0	0	0	0	0	0	0	0	
			Total	0	0	0	0	0	0	0	0	0	0	No
16.0501 German Language and Literature	7 - Master's degree	1	Men	0	0	0	0	0	0	0	0	0	0	
			Women	0	0	0	0	0	0	0	0	0	0	
			Total	0	0	0	0	0	0	0	0	0	0	No
16.0501 German Language and Literature	17 - Doctor's degree - research / scholarship	1	Men	0	0	0	0	0	0	0	0	0	0	
			Women	0	0	0	0	0	0	0	0	0	0	
			Total	0	0	0	0	0	0	0	0	0	0	No
16.0501 German Language and Literature	7 - Master's degree	2	Men	0	0	0	0	0	0	0	0	0	0	
			Women	0	0	0	0	0	0	0	0	0	0	
			Total	0	0	0	0	0	0	0	0	0	0	No
16.0501 German Language and Literature	17 - Doctor's degree - research / scholarship	2	Men	0	0	0	0	0	0	0	0	0	0	
			Women	0	0	0	0	0	0	0	0	0	0	
			Total	0	0	0	0	0	0	0	0	0	0	No
16.0502 Scandinavian Languages, Literatures, and Linguistics	7 - Master's degree	1	Men	0	0	0	0	0	0	0	0	0	0	
			Women	0	0	0	0	0	0	0	0	0	0	
			Total	0	0	0	0	0	0	0	0	0	0	No
16.0502 Scandinavian Languages, Literatures, and Linguistics	17 - Doctor's degree - research / scholarship	1	Men	0	0	0	0	0	0	0	0	1	1	
			Women	1	0	0	0	0	0	0	0	0	1	
			Total	1	0	0	0	0	0	0	0	1	2	No
16.0502 Scandinavian Languages, Literatures, and Linguistics	7 - Master's degree	2	Men	0	0	0	0	0	0	0	0	0	0	
			Women	0	0	0	0	0	0	0	0	0	0	
			Total	0	0	0	0	0	0	0	0	0	0	No
16.0502 Scandinavian Languages, Literatures, and Linguistics	17 - Doctor's degree - research / scholarship	2	Men	0	0	0	0	0	0	0	0	0	0	
			Women	0	0	0	0	0	0	0	0	0	0	
			Total	0	0	0	0	0	0	0	0	0	0	No
16.0503 Danish Language and Literature	5 - Bachelor's degree	1	Men	0	0	0	0	0	0	0	0	0	0	
			Women	0	0	0	0	0	0	0	0	0	0	
			Total	0	0	0	0	0	0	0	0	0	0	No
16.0503 Danish Language and Literature	5 - Bachelor's degree	2	Men	0	0	0	0	0	0	0	0	0	0	
			Women	0	0	0	0	0	0	0	0	0	0	
			Total	0	0	0	0	0	0	0	0	0	0	No
16.0505 Norwegian Language and Literature	5 - Bachelor's degree	1	Men	0	0	0	0	0	0	0	0	0	0	
			Women	0	0	0	0	0	0	1	0	0	1	
			Total	0	0	0	0	0	0	1	0	0	1	No







CIPCODE	Award Level	Major	Gender	Non Resident Alien	Hispanic / Latino	American Indian or Alaska Native	Asian	Black or African American	Native Hawaiian or Other Pacific Islander	White	Two or more Races	Race/ ethnicity unknown	Total	distance education program
			Total	0	0	0	0	0	0	0	0	0	0	No
19.0101	5 - Bachelor's degree	1	Men	0	0	0	0	0	0	0	0	0	0	
Family and Consumer Sciences/Human Sciences, General			Women	0	0	0	0	0	0	0	0	0	0	
			Total	0	0	0	0	0	0	0	0	0	0	No
19.0101	7 - Master's degree	1	Men	0	0	0	0	0	0	0	0	0	0	
Family and Consumer Sciences/Human Sciences, General			Women	0	0	0	0	0	0	0	0	0	0	
			Total	0	0	0	0	0	0	0	0	0	0	No
19.0101	5 - Bachelor's degree	2	Men	0	0	0	0	0	0	0	0	0	0	
Family and Consumer Sciences/Human Sciences, General			Women	0	0	0	0	0	0	0	0	0	0	
			Total	0	0	0	0	0	0	0	0	0	0	No
19.0101	7 - Master's degree	2	Men	0	0	0	0	0	0	0	0	0	0	
Family and Consumer Sciences/Human Sciences, General			Women	0	0	0	0	0	0	0	0	0	0	
			Total	0	0	0	0	0	0	0	0	0	0	No
19.0601	17 - Doctor's degree - research / scholarship	1	Men	0	0	0	0	0	0	1	0	0	1	
Housing and Human Environments, General			Women	1	0	0	0	0	0	0	0	0	1	
			Total	1	0	0	0	0	0	1	0	0	2	No
19.0601	17 - Doctor's degree - research / scholarship	2	Men	0	0	0	0	0	0	0	0	0	0	
Housing and Human Environments, General			Women	0	0	0	0	0	0	0	0	0	0	
			Total	0	0	0	0	0	0	0	0	0	0	No
19.0901	5 - Bachelor's degree	1	Men	0	0	0	0	0	0	0	0	0	0	
Apparel and Textiles, General			Women	0	0	0	0	0	0	0	0	0	0	
			Total	0	0	0	0	0	0	0	0	0	0	No
19.0901	7 - Master's degree	1	Men	0	0	0	0	0	0	0	0	0	0	
Apparel and Textiles, General			Women	0	0	0	0	0	0	0	0	0	0	
			Total	0	0	0	0	0	0	0	0	0	0	No
19.0901	5 - Bachelor's degree	2	Men	0	0	0	0	0	0	0	0	0	0	
Apparel and Textiles, General			Women	0	0	0	0	0	0	0	0	0	0	
			Total	0	0	0	0	0	0	0	0	0	0	No
19.0901	7 - Master's degree	2	Men	0	0	0	0	0	0	0	0	0	0	
Apparel and Textiles, General			Women	0	0	0	0	0	0	0	0	0	0	
			Total	0	0	0	0	0	0	0	0	0	0	No
19.0902	5 - Bachelor's degree	1	Men	0	0	0	0	0	0	0	0	0	0	
Apparel and Textile Manufacture			Women	0	0	0	0	0	0	0	0	0	0	
			Total	0	0	0	0	0	0	0	0	0	0	No
19.0902	5 - Bachelor's degree	2	Men	0	0	0	0	0	0	0	0	0	0	
Apparel and Textile Manufacture			Women	0	0	0	0	0	0	0	0	0	0	
			Total	0	0	0	0	0	0	0	0	0	0	No
22.0000	5 - Bachelor's degree	1	Men	0	1	0	7	1	0	15	3	1	28	
Legal Studies, General			Women	1	10	2	8	3	0	30	7	1	62	
			Total	1	11	2	15	4	0	45	10	2	90	No
22.0000	5 - Bachelor's degree	2	Men	0	0	0	0	0	0	1	0	0	1	
Legal Studies, General			Women	0	1	0	1	0	0	6	0	0	8	

[illegible]





CIPCODE	Award Level	Major	Gender	Non Resident Alien	Hispanic / Latino	American Indian or Alaska Native	Asian	Black or African American	Native Hawaiian or Other Pacific Islander	White	Two or more Races	Race/ ethnicity unknown	Total	distance education program
English Language and Literature, General			Total	0	0	0	0	0	0	0	0	0	0	No
23.0101 English Language and Literature, General	17 - Doctor's degree - research / scholarship	2	Men	0	0	0	0	0	0	0	0	0	0	
			Women	0	0	0	0	0	0	0	0	0	0	
			Total	0	0	0	0	0	0	0	0	0	0	No
23.1302 Creative Writing	5 - Bachelor's degree	1	Men	1	1	0	1	0	0	12	0	1	16	
			Women	0	2	1	3	0	0	14	5	1	26	
			Total	1	3	1	4	0	0	26	5	2	42	No
23.1302 Creative Writing	7 - Master's degree	1	Men	0	0	0	0	0	0	2	0	0	2	
			Women	0	0	0	0	0	0	8	0	0	8	
			Total	0	0	0	0	0	0	10	0	0	10	No
23.1302 Creative Writing	5 - Bachelor's degree	2	Men	0	0	0	0	0	0	3	1	0	4	
			Women	0	0	0	2	0	0	2	2	0	6	
			Total	0	0	0	2	0	0	5	3	0	10	No
23.1302 Creative Writing	7 - Master's degree	2	Men	0	0	0	0	0	0	0	0	0	0	
			Women	0	0	0	0	0	0	0	0	0	0	
			Total	0	0	0	0	0	0	0	0	0	0	No
23.1303 Professional, Technical, Business, and Scientific Writing	5 - Bachelor's degree	1	Men	0	0	0	0	0	0	0	0	0	0	
			Women	0	0	0	0	0	0	0	0	0	0	
			Total	0	0	0	0	0	0	0	0	0	0	No
23.1303 Professional, Technical, Business, and Scientific Writing	7 - Master's degree	1	Men	3	1	0	2	0	0	5	0	0	11	
			Women	6	0	0	3	1	0	10	0	0	20	
			Total	9	1	0	5	1	0	15	0	0	31	No
23.1303 Professional, Technical, Business, and Scientific Writing	17 - Doctor's degree - research / scholarship	1	Men	0	0	0	0	0	0	0	0	0	0	
			Women	0	0	0	0	0	0	0	0	0	0	
			Total	0	0	0	0	0	0	0	0	0	0	No
23.1303 Professional, Technical, Business, and Scientific Writing	5 - Bachelor's degree	2	Men	0	0	0	0	0	0	0	0	0	0	
			Women	0	0	0	0	0	0	0	0	0	0	
			Total	0	0	0	0	0	0	0	0	0	0	No
23.1303 Professional, Technical, Business, and Scientific Writing	7 - Master's degree	2	Men	0	0	0	0	0	0	0	0	0	0	
			Women	0	0	0	0	0	0	0	0	0	0	
			Total	0	0	0	0	0	0	0	0	0	0	No
23.1303 Professional, Technical, Business, and Scientific Writing	17 - Doctor's degree - research / scholarship	2	Men	0	0	0	0	0	0	0	0	0	0	
			Women	0	0	0	0	0	0	0	0	0	0	
			Total	0	0	0	0	0	0	0	0	0	0	No
24.0101 Liberal Arts and Sciences/Liberal Studies	5 - Bachelor's degree	1	Men	0	0	0	0	0	0	0	0	0	0	
			Women	0	0	0	0	0	0	0	0	0	0	
			Total	0	0	0	0	0	0	0	0	0	0	No
24.0101 Liberal Arts and Sciences/Liberal Studies	5 - Bachelor's degree	2	Men	0	0	0	0	0	0	0	0	0	0	
			Women	0	0	0	0	0	0	0	0	0	0	
			Total	0	0	0	0	0	0	0	0	0	0	No
24.0102 General Studies	5 - Bachelor's degree	1	Men	0	0	0	1	0	1	1	0	0	3	
			Women	0	0	0	1	0	0	2	1	0	4	
			Total	0	0	0	2	0	1	3	1	0	7	No



[illegible]

CIPCODE	Award Level	Major	Gender	Non Resident Alien	Hispanic / Latino	American Indian or Alaska Native	Asian	Black or African American	Native Hawaiian or Other Pacific Islander	White	Two or more Races	Race/ ethnicity unknown	Total	distance education program
Botany/Plant Biology	7 - Master's degree	1	Women	0	0	0	0	0	0	0	0	0	0	
			Total	0	0	0	0	0	0	0	0	0	0	No
26.0301 Botany/Plant Biology	17 - Doctor's degree - research / scholarship		Men	0	0	0	0	0	0	0	0	0	0	
			Women	0	0	0	0	0	0	0	0	0	0	
			Total	0	0	0	0	0	0	0	0	0	0	No
26.0301 Botany/Plant Biology	5 - Bachelor's degree	2	Men	0	0	0	0	0	0	0	0	0	0	
			Women	0	0	0	0	0	0	0	0	0	0	
			Total	0	0	0	0	0	0	0	0	0	0	No
26.0301 Botany/Plant Biology	7 - Master's degree	2	Men	0	0	0	0	0	0	0	0	0	0	
			Women	0	0	0	0	0	0	0	0	0	0	
			Total	0	0	0	0	0	0	0	0	0	0	No
26.0301 Botany/Plant Biology	17 - Doctor's degree - research / scholarship	2	Men	0	0	0	0	0	0	0	0	0	0	
			Women	0	0	0	0	0	0	0	0	0	0	
			Total	0	0	0	0	0	0	0	0	0	0	No
26.0406 Cell/Cellular and Molecular Biology	5 - Bachelor's degree	1	Men	2	8	0	15	0	1	24	15	1	66	
			Women	5	6	0	35	2	3	43	9	2	105	
			Total	7	14	0	50	2	4	67	24	3	171	No
26.0406 Cell/Cellular and Molecular Biology	7 - Master's degree	1	Men	0	0	0	0	0	0	0	0	0	0	
			Women	0	0	0	0	0	0	0	0	0	0	
			Total	0	0	0	0	0	0	0	0	0	0	No
26.0406 Cell/Cellular and Molecular Biology	17 - Doctor's degree - research / scholarship	1	Men	0	2	0	1	0	0	6	0	0	9	
			Women	0	1	0	2	0	0	8	0	0	11	
			Total	0	3	0	3	0	0	14	0	0	20	No
26.0406 Cell/Cellular and Molecular Biology	5 - Bachelor's degree	2	Men	1	1	0	1	0	0	0	0	0	3	
			Women	0	0	0	0	0	0	0	0	0	0	
			Total	1	1	0	1	0	0	0	0	0	3	No
26.0406 Cell/Cellular and Molecular Biology	7 - Master's degree	2	Men	0	0	0	0	0	0	0	0	0	0	
			Women	0	0	0	0	0	0	0	0	0	0	
			Total	0	0	0	0	0	0	0	0	0	0	No
26.0406 Cell/Cellular and Molecular Biology	17 - Doctor's degree - research / scholarship	2	Men	0	0	0	0	0	0	0	0	0	0	
			Women	0	0	0	0	0	0	0	0	0	0	
			Total	0	0	0	0	0	0	0	0	0	0	No
26.0502 Microbiology, General	5 - Bachelor's degree	1	Men	2	1	0	9	0	0	15	3	0	30	
			Women	3	3	0	19	1	1	16	1	0	44	
			Total	5	4	0	28	1	1	31	4	0	74	No
26.0502 Microbiology, General	7 - Master's degree	1	Men	0	0	0	1	0	0	0	0	0	1	
			Women	0	1	0	0	0	0	0	0	0	1	
			Total	0	1	0	1	0	0	0	0	0	2	No
26.0502 Microbiology, General	17 - Doctor's degree - research / scholarship	1	Men	0	1	0	0	0	0	1	0	0	2	
			Women	0	1	1	0	0	0	1	0	1	4	
			Total	0	2	1	0	0	0	2	0	1	6	No
26.0502 Microbiology, General	5 - Bachelor's degree	2	Men	0	0	0	1	1	0	0	2	0	4	



[illegible]





CIPCODE	Award Level	Major	Gender	Non Resident Alien	Hispanic / Latino	American Indian or Alaska Native	Asian	Black or African American	Native Hawaiian or Other Pacific Islander	White	Two or more Races	Race/ ethnicity unknown	Total	distance education program
26.1001 Pharmacology	17 - Doctor's degree - research / scholarship	2	Men	0	0	0	0	0	0	0	0	0	0	
			Women	0	0	0	0	0	0	0	0	0	0	
			Total	0	0	0	0	0	0	0	0	0	0	No
26.1101 Biometry/Biometrics	7 - Master's degree	1	Men	0	0	0	0	0	0	0	0	0	0	
			Women	0	0	0	0	0	0	0	0	0	0	
			Total	0	0	0	0	0	0	0	0	0	0	No
26.1101 Biometry/Biometrics	17 - Doctor's degree - research / scholarship	1	Men	0	0	0	0	0	0	0	0	0	0	
			Women	0	0	0	0	0	0	0	0	0	0	
			Total	0	0	0	0	0	0	0	0	0	0	No
26.1101 Biometry/Biometrics	7 - Master's degree	2	Men	0	0	0	0	0	0	0	0	0	0	
			Women	0	0	0	0	0	0	0	0	0	0	
			Total	0	0	0	0	0	0	0	0	0	0	No
26.1101 Biometry/Biometrics	17 - Doctor's degree - research / scholarship	2	Men	0	0	0	0	0	0	0	0	0	0	
			Women	0	0	0	0	0	0	0	0	0	0	
			Total	0	0	0	0	0	0	0	0	0	0	No
26.1102 Biostatistics	7 - Master's degree	1	Men	2	0	0	1	0	0	3	0	0	6	
			Women	1	1	0	0	0	0	3	1	0	6	
			Total	3	1	0	1	0	0	6	1	0	12	No
26.1102 Biostatistics	17 - Doctor's degree - research / scholarship	1	Men	2	0	0	2	0	0	1	0	1	6	
			Women	1	0	0	1	0	0	3	0	0	5	
			Total	3	0	0	3	0	0	4	0	1	11	No
26.1102 Biostatistics	7 - Master's degree	2	Men	0	0	0	0	0	0	0	0	0	0	
			Women	0	0	0	0	0	0	0	0	0	0	
			Total	0	0	0	0	0	0	0	0	0	0	No
26.1102 Biostatistics	17 - Doctor's degree - research / scholarship	2	Men	0	0	0	0	0	0	0	0	0	0	
			Women	0	0	0	0	0	0	0	0	0	0	
			Total	0	0	0	0	0	0	0	0	0	0	No
26.1201 Biotechnology	17 - Doctor's degree - research / scholarship	1	Men	0	0	0	0	0	0	0	0	0	0	
			Women	0	0	0	0	0	0	0	0	0	0	
			Total	0	0	0	0	0	0	0	0	0	0	No
26.1201 Biotechnology	17 - Doctor's degree - research / scholarship	2	Men	0	0	0	0	0	0	0	0	0	0	
			Women	0	0	0	0	0	0	0	0	0	0	
			Total	0	0	0	0	0	0	0	0	0	0	No
26.1305 Environmental Biology	5 - Bachelor's degree	1	Men	0	0	0	0	0	0	0	0	0	0	
			Women	0	0	0	0	0	0	0	0	0	0	
			Total	0	0	0	0	0	0	0	0	0	0	No
26.1305 Environmental Biology	5 - Bachelor's degree	2	Men	0	0	0	0	0	0	0	0	0	0	
			Women	0	0	0	0	0	0	0	0	0	0	
			Total	0	0	0	0	0	0	0	0	0	0	No
26.1309 Epidemiology	7 - Master's degree	1	Men	0	0	0	0	1	0	6	0	1	8	
			Women	2	0	1	3	2	0	17	3	0	28	

CIPCODE	Award Level	Major	Gender	Non Resident Alien	Hispanic / Latino	American Indian or Alaska Native	Asian	Black or African American	Native Hawaiian or Other Pacific Islander	White	Two or more Races	Race/ ethnicity unknown	Total	distance education program
26.1309 Epidemiology	17 - Doctor's degree - research / scholarship	1	Total	2	0	1	3	3	0	23	3	1	36	No
			Men	2	0	0	0	0	0	2	0	0	4	
			Women	1	0	0	3	0	0	9	0	1	14	
			Total	3	0	0	3	0	0	11	0	1	18	No
26.1309 Epidemiology	7 - Master's degree	2	Men	0	0	0	0	0	0	0	0	0	0	
			Women	0	0	0	0	0	0	0	0	0	0	
			Total	0	0	0	0	0	0	0	0	0	0	No
26.1309 Epidemiology	17 - Doctor's degree - research / scholarship	2	Men	0	0	0	0	0	0	0	0	0	0	
			Women	0	0	0	0	0	0	0	0	0	0	
			Total	0	0	0	0	0	0	0	0	0	0	No
26.1399 Ecology, Evolution, Systematics and Population Biology, Other	5 - Bachelor's degree	1	Men	1	2	0	1	0	0	3	1	1	9	
			Women	1	0	0	1	0	0	10	2	1	15	
			Total	2	2	0	2	0	0	13	3	2	24	No
26.1399 Ecology, Evolution, Systematics and Population Biology, Other	7 - Master's degree	1	Men	0	0	0	0	0	0	0	0	0	0	
			Women	0	0	0	0	0	0	0	0	0	0	
			Total	0	0	0	0	0	0	0	0	0	0	No
26.1399 Ecology, Evolution, Systematics and Population Biology, Other	17 - Doctor's degree - research / scholarship	1	Men	0	0	0	0	0	0	0	0	0	0	
			Women	0	0	0	0	0	0	0	0	0	0	
			Total	0	0	0	0	0	0	0	0	0	0	No
26.1399 Ecology, Evolution, Systematics and Population Biology, Other	5 - Bachelor's degree	2	Men	0	0	0	0	0	0	0	1	0	1	
			Women	0	0	0	0	0	0	1	0	0	1	
			Total	0	0	0	0	0	0	1	1	0	2	No
26.1399 Ecology, Evolution, Systematics and Population Biology, Other	7 - Master's degree	2	Men	0	0	0	0	0	0	0	0	0	0	
			Women	0	0	0	0	0	0	0	0	0	0	
			Total	0	0	0	0	0	0	0	0	0	0	No
26.1399 Ecology, Evolution, Systematics and Population Biology, Other	17 - Doctor's degree - research / scholarship	2	Men	0	0	0	0	0	0	0	0	0	0	
			Women	0	0	0	0	0	0	0	0	0	0	
			Total	0	0	0	0	0	0	0	0	0	0	No
26.1501 Neuroscience	7 - Master's degree	1	Men	0	0	0	0	0	0	1	0	0	1	
			Women	0	0	0	0	0	0	2	0	0	2	
			Total	0	0	0	0	0	0	3	0	0	3	No
26.1501 Neuroscience	17 - Doctor's degree - research / scholarship	1	Men	0	0	0	0	0	0	2	0	0	2	
			Women	0	1	0	1	0	0	0	0	0	2	
			Total	0	1	0	1	0	0	2	0	0	4	No
26.1501 Neuroscience	7 - Master's degree	2	Men	0	0	0	0	0	0	0	0	0	0	
			Women	0	0	0	0	0	0	0	0	0	0	
			Total	0	0	0	0	0	0	0	0	0	0	No
26.1501 Neuroscience	17 - Doctor's degree - research / scholarship	2	Men	0	0	0	0	0	0	0	0	0	0	
			Women	0	0	0	0	0	0	0	0	0	0	
			Total	0	0	0	0	0	0	0	0	0	0	No
26.1503 Neurobiology and Anatomy	5 - Bachelor's degree	1	Men	0	0	0	6	1	0	15	3	0	25	
			Women	1	2	0	6	1	0	9	4	0	23	

CIPCODE	Award Level	Major	Gender	Non Resident Alien	Hispanic / Latino	American Indian or Alaska Native	Asian	Black or African American	Native Hawaiian or Other Pacific Islander	White	Two or more Races	Race/ ethnicity unknown	Total	distance education program
			Total	1	2	0	12	2	0	24	7	0	48	No
26.1503 Neurobiology and Anatomy	7 - Master's degree	1	Men	0	0	0	0	0	0	0	0	0	0	
			Women	0	0	0	0	0	0	0	0	0	0	
			Total	0	0	0	0	0	0	0	0	0	0	No
26.1503 Neurobiology and Anatomy	17 - Doctor's degree - research / scholarship	1	Men	0	0	0	0	0	0	0	0	0	0	
			Women	0	0	0	1	1	0	2	0	0	4	
			Total	0	0	0	1	1	0	2	0	0	4	No
26.1503 Neurobiology and Anatomy	5 - Bachelor's degree	2	Men	0	1	0	2	0	0	3	0	0	6	
			Women	0	0	0	0	0	0	1	0	0	1	
			Total	0	1	0	2	0	0	4	0	0	7	No
26.1503 Neurobiology and Anatomy	7 - Master's degree	2	Men	0	0	0	0	0	0	0	0	0	0	
			Women	0	0	0	0	0	0	0	0	0	0	
			Total	0	0	0	0	0	0	0	0	0	0	No
26.1503 Neurobiology and Anatomy	17 - Doctor's degree - research / scholarship	2	Men	0	0	0	0	0	0	0	0	0	0	
			Women	0	0	0	0	0	0	0	0	0	0	
			Total	0	0	0	0	0	0	0	0	0	0	No
27.0101 Mathematics, General	5 - Bachelor's degree	1	Men	63	5	0	23	1	0	40	9	4	145	
			Women	58	3	0	6	0	0	10	0	3	80	
			Total	121	8	0	29	1	0	50	9	7	225	No
27.0101 Mathematics, General	7 - Master's degree	1	Men	1	1	0	0	0	0	2	0	1	5	
			Women	0	0	0	0	0	0	3	0	0	3	
			Total	1	1	0	0	0	0	5	0	1	8	No
27.0101 Mathematics, General	17 - Doctor's degree - research / scholarship	1	Men	8	0	0	0	1	0	6	0	2	17	
			Women	1	0	0	0	0	0	0	0	0	1	
			Total	9	0	0	0	1	0	6	0	2	18	No
27.0101 Mathematics, General	5 - Bachelor's degree	2	Men	7	1	0	1	0	0	2	0	0	11	
			Women	13	0	0	2	0	0	3	1	1	20	
			Total	20	1	0	3	0	0	5	1	1	31	No
27.0101 Mathematics, General	7 - Master's degree	2	Men	0	0	0	0	0	0	0	0	0	0	
			Women	0	0	0	0	0	0	0	0	0	0	
			Total	0	0	0	0	0	0	0	0	0	0	No
27.0101 Mathematics, General	17 - Doctor's degree - research / scholarship	2	Men	0	0	0	0	0	0	0	0	0	0	
			Women	0	0	0	0	0	0	0	0	0	0	
			Total	0	0	0	0	0	0	0	0	0	0	No
27.0199 Mathematics, Other	5 - Bachelor's degree	1	Men	0	0	0	0	0	0	0	0	0	0	
			Women	0	0	0	0	0	0	0	0	0	0	
			Total	0	0	0	0	0	0	0	0	0	0	No
27.0199 Mathematics, Other	5 - Bachelor's degree	2	Men	0	0	0	0	0	0	0	0	0	0	
			Women	0	0	0	0	0	0	0	0	0	0	
			Total	0	0	0	0	0	0	0	0	0	0	No
27.0301 Applied Mathematics, General	7 - Master's degree	1	Men	23	1	0	3	2	0	27	1	4	61	
			Women	14	1	0	2	0	0	5	0	1	23	
			Total	37	2	0	5	2	0	32	1	5	84	Yes



[illegible]

[illegible]







CIPCODE	Award Level	Major	Gender	Non Resident Alien	Hispanic / Latino	American Indian or Alaska Native	Asian	Black or African American	Native Hawaiian or Other Pacific Islander	White	Two or more Races	Race/ ethnicity unknown	Total	distance education program
Astronomy	5 - Bachelor's degree	2	Women	0	0	0	0	0	0	0	0	0	0	No
			Total	0	0	0	0	0	0	0	0	0	0	
40.0201 Astronomy	7 - Master's degree		Men	0	0	0	0	0	0	0	0	0	0	
		2	Women	0	0	0	0	0	0	0	0	0	0	No
			Total	0	0	0	0	0	0	0	0	0	0	
40.0201 Astronomy	17 - Doctor's degree - research / scholarship		Men	0	0	0	0	0	0	0	0	0	0	
		2	Women	0	0	0	0	0	0	0	0	0	0	No
			Total	0	0	0	0	0	0	0	0	0	0	
40.0401 Atmospheric Sciences and Meteorology, General	5 - Bachelor's degree	1	Men	1	0	0	2	0	0	9	2	0	14	No
			Women	0	0	0	1	0	0	3	0	0	4	
			Total	1	0	0	3	0	0	12	2	0	18	
40.0401 Atmospheric Sciences and Meteorology, General	7 - Master's degree	1	Men	1	0	0	0	0	0	4	1	0	6	No
			Women	2	1	0	0	0	0	1	0	0	4	
			Total	3	1	0	0	0	0	5	1	0	10	
40.0401 Atmospheric Sciences and Meteorology, General	17 - Doctor's degree - research / scholarship	1	Men	2	2	0	0	0	0	8	0	0	12	No
			Women	0	0	0	0	0	0	2	0	1	3	
			Total	2	2	0	0	0	0	10	0	1	15	
40.0401 Atmospheric Sciences and Meteorology, General	5 - Bachelor's degree	2	Men	0	0	0	0	0	0	0	0	0	0	No
			Women	0	0	0	0	0	0	0	0	0	0	
			Total	0	0	0	0	0	0	0	0	0	0	
40.0401 Atmospheric Sciences and Meteorology, General	7 - Master's degree	2	Men	0	0	0	0	0	0	0	0	0	0	No
			Women	0	0	0	0	0	0	0	0	0	0	
			Total	0	0	0	0	0	0	0	0	0	0	
40.0401 Atmospheric Sciences and Meteorology, General	17 - Doctor's degree - research / scholarship	2	Men	0	0	0	0	0	0	0	0	0	0	No
			Women	0	0	0	0	0	0	0	0	0	0	
			Total	0	0	0	0	0	0	0	0	0	0	
40.0402 Atmospheric Chemistry and Climatology	5 - Bachelor's degree	1	Men	0	0	0	0	0	0	1	1	0	2	No
			Women	0	0	0	0	0	0	1	0	0	1	
			Total	0	0	0	0	0	0	2	1	0	3	
40.0402 Atmospheric Chemistry and Climatology	5 - Bachelor's degree	2	Men	0	0	0	0	0	0	0	0	0	0	No
			Women	0	0	0	0	0	0	0	0	0	0	
			Total	0	0	0	0	0	0	0	0	0	0	
40.0501 Chemistry, General	5 - Bachelor's degree	1	Men	7	0	0	10	1	0	17	3	0	38	No
			Women	7	1	0	10	0	0	12	1	0	31	
			Total	14	1	0	20	1	0	29	4	0	69	
40.0501 Chemistry, General	7 - Master's degree	1	Men	3	1	0	0	0	0	10	3	0	17	No
			Women	2	0	0	2	0	0	8	0	0	12	
			Total	5	1	0	2	0	0	18	3	0	29	
40.0501 Chemistry, General	17 - Doctor's degree - research / scholarship	1	Men	5	0	0	0	0	0	11	0	0	16	No
			Women	0	1	0	2	1	0	3	0	1	8	
			Total	5	1	0	2	1	0	14	0	1	24	
40.0501 Chemistry, General	5 - Bachelor's degree	2	Men	2	1	0	0	0	0	3	0	0	6	
			Women	5	0	0	1	1	0	0	0	0	7	



CIPCODE	Award Level	Major	Gender	Non Resident Alien	Hispanic / Latino	American Indian or Alaska Native	Asian	Black or African American	Native Hawaiian or Other Pacific Islander	White	Two or more Races	Race/ ethnicity unknown	Total	distance education program
40.0607 Oceanography, Chemical and Physical	5 - Bachelor's degree	1	Men	1	1	0	1	0	0	13	0	1	17	
			Women	0	0	0	2	0	0	15	1	0	18	
			Total	1	1	0	3	0	0	28	1	1	35	No
40.0607 Oceanography, Chemical and Physical	7 - Master's degree	1	Men	0	0	0	0	0	0	3	0	0	3	
			Women	1	0	0	1	0	0	6	0	0	8	
			Total	1	0	0	1	0	0	9	0	0	11	No
40.0607 Oceanography, Chemical and Physical	17 - Doctor's degree - research / scholarship	1	Men	0	0	0	2	0	0	7	0	0	9	
			Women	1	0	0	0	0	0	6	0	0	7	
			Total	1	0	0	2	0	0	13	0	0	16	No
40.0607 Oceanography, Chemical and Physical	5 - Bachelor's degree	2	Men	0	0	0	0	0	0	1	0	0	1	
			Women	0	0	0	1	0	0	0	0	0	1	
			Total	0	0	0	1	0	0	1	0	0	2	No
40.0607 Oceanography, Chemical and Physical	7 - Master's degree	2	Men	0	0	0	0	0	0	0	0	0	0	
			Women	0	0	0	0	0	0	0	0	0	0	
			Total	0	0	0	0	0	0	0	0	0	0	No
40.0607 Oceanography, Chemical and Physical	17 - Doctor's degree - research / scholarship	2	Men	0	0	0	0	0	0	0	0	0	0	
			Women	0	0	0	0	0	0	0	0	0	0	
			Total	0	0	0	0	0	0	0	0	0	0	No
40.0699 Geological and Earth Sciences/Geosciences, Other	5 - Bachelor's degree	1	Men	0	1	0	1	0	0	5	0	0	7	
			Women	0	0	0	0	0	0	1	0	0	1	
			Total	0	1	0	1	0	0	6	0	0	8	No
40.0699 Geological and Earth Sciences/Geosciences, Other	5 - Bachelor's degree	2	Men	0	0	0	0	0	0	0	0	0	0	
			Women	0	0	0	0	0	0	0	0	0	0	
			Total	0	0	0	0	0	0	0	0	0	0	No
40.0801 Physics, General	5 - Bachelor's degree	1	Men	9	3	1	19	3	2	58	3	2	100	
			Women	0	0	0	3	0	1	10	0	0	14	
			Total	9	3	1	22	3	3	68	3	2	114	No
40.0801 Physics, General	7 - Master's degree	1	Men	1	0	0	2	1	0	9	2	1	16	
			Women	0	0	0	0	0	0	4	0	0	4	
			Total	1	0	0	2	1	0	13	2	1	20	No
40.0801 Physics, General	17 - Doctor's degree - research / scholarship	1	Men	2	0	0	0	0	0	7	0	4	13	
			Women	1	0	0	1	0	0	3	0	1	6	
			Total	3	0	0	1	0	0	10	0	5	19	No
40.0801 Physics, General	5 - Bachelor's degree	2	Men	5	1	0	1	0	0	18	2	0	27	
			Women	1	1	0	1	0	0	2	0	1	6	
			Total	6	2	0	2	0	0	20	2	1	33	No
40.0801 Physics, General	7 - Master's degree	2	Men	0	0	0	0	0	0	0	0	0	0	
			Women	0	0	0	0	0	0	0	0	0	0	
			Total	0	0	0	0	0	0	0	0	0	0	No
40.0801 Physics, General	17 - Doctor's degree - research / scholarship	2	Men	0	0	0	0	0	0	0	0	0	0	
			Women	0	0	0	0	0	0	0	0	0	0	
			Total	0	0	0	0	0	0	0	0	0	0	No
40.0899			Men	0	0	0	0	0	0	1	0	0	1	



[illegible]

CIPCODE	Award Level	Major	Gender	Non Resident Alien	Hispanic / Latino	American Indian or Alaska Native	Asian	Black or African American	Native Hawaiian or Other Pacific Islander	White	Two or more Races	Race/ ethnicity unknown	Total	distance education program
Human Services, General	7 - Master's degree		Women	0	0	0	0	0	0	0	0	0	0	
			Total	0	0	0	0	0	0	0	0	0	0	No
44.0000 Human Services, General	7 - Master's degree	2	Men	0	0	0	0	0	0	0	0	0	0	
			Women	0	0	0	0	0	0	0	0	0	0	
			Total	0	0	0	0	0	0	0	0	0	0	No
44.0201 Community Organization and Advocacy	7 - Master's degree	1	Men	0	0	0	0	0	0	0	0	0	0	
			Women	0	0	0	0	0	0	0	0	0	0	
			Total	0	0	0	0	0	0	0	0	0	0	No
44.0201 Community Organization and Advocacy	7 - Master's degree	2	Men	0	0	0	0	0	0	0	0	0	0	
			Women	0	0	0	0	0	0	0	0	0	0	
			Total	0	0	0	0	0	0	0	0	0	0	No
44.0401 Public Administration	7 - Master's degree	1	Men	2	2	0	2	2	0	53	7	2	70	
			Women	17	9	1	9	3	0	85	6	3	133	
			Total	19	11	1	11	5	0	138	13	5	203	No
44.0401 Public Administration	17 - Doctor's degree - research / scholarship	1	Men	0	0	0	0	0	0	2	0	0	2	
			Women	0	0	0	0	0	0	0	0	0	0	
			Total	0	0	0	0	0	0	2	0	0	2	No
44.0401 Public Administration	7 - Master's degree	2	Men	0	0	0	0	0	0	0	0	0	0	
			Women	0	0	0	0	0	0	0	0	0	0	
			Total	0	0	0	0	0	0	0	0	0	0	No
44.0401 Public Administration	17 - Doctor's degree - research / scholarship	2	Men	0	0	0	0	0	0	0	0	0	0	
			Women	0	0	0	0	0	0	0	0	0	0	
			Total	0	0	0	0	0	0	0	0	0	0	No
44.0501 Public Policy Analysis, General	7 - Master's degree	1	Men	0	0	1	0	0	0	4	0	1	6	
			Women	1	0	1	0	1	0	13	1	0	17	
			Total	1	0	2	0	1	0	17	1	1	23	No
44.0501 Public Policy Analysis, General	7 - Master's degree	2	Men	0	0	0	0	0	0	0	0	0	0	
			Women	0	0	0	0	0	0	0	0	0	0	
			Total	0	0	0	0	0	0	0	0	0	0	No
44.0701 Social Work	5 - Bachelor's degree	1	Men	0	2	0	5	0	0	0	1	1	9	
			Women	1	6	1	6	4	0	12	5	0	35	
			Total	1	8	1	11	4	0	12	6	1	44	No
44.0701 Social Work	7 - Master's degree	1	Men	0	3	0	3	4	1	12	1	1	25	
			Women	2	16	0	15	6	0	62	12	1	114	
			Total	2	19	0	18	10	1	74	13	2	139	No
44.0701 Social Work	17 - Doctor's degree - research / scholarship	1	Men	0	0	0	0	0	0	0	0	0	0	
			Women	1	1	0	1	0	0	0	0	0	3	
			Total	1	1	0	1	0	0	0	0	0	3	No
44.0701 Social Work	5 - Bachelor's degree	2	Men	0	1	0	0	0	0	1	0	0	2	
			Women	0	1	0	1	0	0	0	0	0	2	
			Total	0	2	0	1	0	0	1	0	0	4	No
44.0701 Social Work	7 - Master's degree	2	Men	0	0	0	0	0	0	0	0	0	0	
			Women	0	0	0	0	0	0	0	0	0	0	
			Total	0	0	0	0	0	0	0	0	0	0	No

CIPCODE	Award Level	Major	Gender	Non Resident Alien	Hispanic / Latino	American Indian or Alaska Native	Asian	Black or African American	Native Hawaiian or Other Pacific Islander	White	Two or more Races	Race/ ethnicity unknown	Total	distance education program
44.0701 Social Work	17 - Doctor's degree - research / scholarship	2	Men	0	0	0	0	0	0	0	0	0	0	
			Women	0	0	0	0	0	0	0	0	0	0	
			Total	0	0	0	0	0	0	0	0	0	0	No
44.0702 Youth Services/Administration	7 - Master's degree	1	Men	0	0	0	1	0	0	1	0	0	2	
			Women	1	3	1	5	4	0	11	2	1	28	
			Total	1	3	1	6	4	0	12	2	1	30	No
44.0702 Youth Services/Administration	7 - Master's degree	2	Men	0	0	0	0	0	0	0	0	0	0	
			Women	0	0	0	0	0	0	0	0	0	0	
			Total	0	0	0	0	0	0	0	0	0	0	No
44.0799 Social Work, Other	7 - Master's degree	1	Men	0	0	0	0	0	0	7	0	0	7	
			Women	1	8	1	4	0	0	25	3	1	43	
			Total	1	8	1	4	0	0	32	3	1	50	No
44.0799 Social Work, Other	7 - Master's degree	2	Men	0	0	0	0	0	0	0	0	0	0	
			Women	0	0	0	0	0	0	0	0	0	0	
			Total	0	0	0	0	0	0	0	0	0	0	No
45.0101 Social Sciences, General	5 - Bachelor's degree	1	Men	0	1	0	3	2	0	11	0	0	17	
			Women	0	7	0	6	6	1	22	0	2	44	
			Total	0	8	0	9	8	1	33	0	2	61	Yes
45.0101 Social Sciences, General	5 - Bachelor's degree	2	Men	0	1	0	1	0	0	1	1	0	4	
			Women	5	0	0	2	1	0	4	0	0	12	
			Total	5	1	0	3	1	0	5	1	0	16	Yes
45.0201 Anthropology	5 - Bachelor's degree	1	Men	2	5	0	7	1	2	16	2	0	35	
			Women	2	21	0	27	12	3	79	12	2	158	
			Total	4	26	0	34	13	5	95	14	2	193	No
45.0201 Anthropology	7 - Master's degree	1	Men	1	0	0	0	1	0	2	0	0	4	
			Women	2	0	0	1	1	0	3	0	0	7	
			Total	3	0	0	1	2	0	5	0	0	11	No
45.0201 Anthropology	17 - Doctor's degree - research / scholarship	1	Men	1	0	0	0	0	0	0	0	0	1	
			Women	0	1	0	0	1	0	5	0	2	9	
			Total	1	1	0	0	1	0	5	0	2	10	No
45.0201 Anthropology	5 - Bachelor's degree	2	Men	0	0	0	0	0	1	0	0	0	1	
			Women	0	1	0	0	0	1	0	0	0	2	
			Total	0	1	0	0	0	2	0	0	0	3	No
45.0201 Anthropology	7 - Master's degree	2	Men	0	0	0	0	0	0	0	0	0	0	
			Women	0	0	0	0	0	0	0	0	0	0	
			Total	0	0	0	0	0	0	0	0	0	0	No
45.0201 Anthropology	17 - Doctor's degree - research / scholarship	2	Men	0	0	0	0	0	0	0	0	0	0	
			Women	0	0	0	0	0	0	0	0	0	0	
			Total	0	0	0	0	0	0	0	0	0	0	No
45.0202 Physical and Biological Anthropology	5 - Bachelor's degree	1	Men	1	0	0	0	0	0	2	0	0	3	
			Women	0	1	0	0	0	0	4	0	0	5	
			Total	1	1	0	0	0	0	6	0	0	8	No
45.0202	5 - Bachelor's degree	2	Men	0	2	0	0	0	0	2	0	0	4	
			Women	0	0	0	1	1	0	5	1	0	8	

CIPCODE	Award Level	Major	Gender	Non Resident Alien	Hispanic / Latino	American Indian or Alaska Native	Asian	Black or African American	Native Hawaiian or Other Pacific Islander	White	Two or more Races	Race/ ethnicity unknown	Total	distance education program
Physical and Biological Anthropology			Total	0	2	0	1	1	0	7	1	0	12	No
45.0601 Economics, General	5 - Bachelor's degree	1	Men	58	3	0	20	1	1	50	6	6	145	
	Women		92	1	0	23	0	0	25	5	4	150		
	Total		150	4	0	43	1	1	75	11	10	295	No	
45.0601 Economics, General	7 - Master's degree	1	Men	8	0	0	1	0	0	3	0	0	12	
	Women		4	0	0	0	1	0	0	0	0	5		
	Total		12	0	0	1	1	0	3	0	0	17	No	
45.0601 Economics, General	17 - Doctor's degree - research / scholarship	1	Men	8	0	0	0	0	0	2	0	0	10	
	Women		4	0	0	0	0	0	0	0	0	4		
	Total		12	0	0	0	0	0	2	0	0	14	No	
45.0601 Economics, General	5 - Bachelor's degree	2	Men	12	0	0	1	0	0	1	0	0	14	
	Women		24	0	0	3	0	0	1	0	0	28		
	Total		36	0	0	4	0	0	2	0	0	42	No	
45.0601 Economics, General	7 - Master's degree	2	Men	0	0	0	0	0	0	0	0	0	0	
	Women		0	0	0	0	0	0	0	0	0	0		
	Total		0	0	0	0	0	0	0	0	0	0	No	
45.0601 Economics, General	17 - Doctor's degree - research / scholarship	2	Men	0	0	0	0	0	0	0	0	0	0	
	Women		0	0	0	0	0	0	0	0	0	0		
	Total		0	0	0	0	0	0	0	0	0	0	No	
45.0605 International Economics	7 - Master's degree	1	Men	0	0	0	0	0	0	0	0	0	0	
	Women		0	0	0	0	0	0	0	0	0	0		
	Total		0	0	0	0	0	0	0	0	0	0	No	
45.0605 International Economics	7 - Master's degree	2	Men	0	0	0	0	0	0	0	0	0	0	
	Women		0	0	0	0	0	0	0	0	0	0		
	Total		0	0	0	0	0	0	0	0	0	0	No	
45.0701 Geography	5 - Bachelor's degree	1	Men	4	11	0	16	3	1	19	2	1	57	
	Women		9	1	0	5	4	1	10	1	2	33		
	Total		13	12	0	21	7	2	29	3	3	90	No	
45.0701 Geography	7 - Master's degree	1	Men	1	1	1	0	1	0	7	0	1	12	
	Women		0	0	0	1	1	0	4	1	0	7		
	Total		1	1	1	1	2	0	11	1	1	19	No	
45.0701 Geography	17 - Doctor's degree - research / scholarship	1	Men	1	0	0	0	0	0	1	0	0	2	
	Women		0	0	1	0	0	0	1	0	0	2		
	Total		1	0	1	0	0	0	2	0	0	4	No	
45.0701 Geography	5 - Bachelor's degree	2	Men	0	0	0	1	0	0	0	1	0	2	
	Women		1	0	0	0	0	0	1	0	0	2		
	Total		1	0	0	1	0	0	1	1	0	4	No	
45.0701 Geography	7 - Master's degree	2	Men	0	0	0	0	0	0	0	0	0	0	
	Women		0	0	0	0	0	0	0	0	0	0		
	Total		0	0	0	0	0	0	0	0	0	0	No	
45.0701 Geography		2	Men	0	0	0	0	0	0	0	0	0	0	
	Women		0	0	0	0	0	0	0	0	0	0		
	Total		0	0	0	0	0	0	0	0	0	0	No	



CIPCODE	Award Level	Major	Gender	Non Resident Alien	Hispanic / Latino	American Indian or Alaska Native	Asian	Black or African American	Native Hawaiian or Other Pacific Islander	White	Two or more Races	Race/ ethnicity unknown	Total	distance education program
	17 - Doctor's degree - research / scholarship													
45.0901 International Relations and Affairs	7 - Master's degree	1	Men	1	0	0	1	1	0	0	0	0	3	
			Women	0	1	0	1	0	0	1	0	0	3	
			Total	1	1	0	2	1	0	1	0	0	6	No
45.0901 International Relations and Affairs	7 - Master's degree	2	Men	0	0	0	0	0	0	0	0	0	0	
			Women	0	0	0	0	0	0	0	0	0	0	
			Total	0	0	0	0	0	0	0	0	0	0	No
45.1001 Political Science and Government, General	5 - Bachelor's degree	1	Men	3	5	3	12	2	0	67	5	1	98	
			Women	7	4	1	18	3	1	49	9	1	93	
			Total	10	9	4	30	5	1	116	14	2	191	No
45.1001 Political Science and Government, General	7 - Master's degree	1	Men	1	1	0	0	0	0	6	0	0	8	
			Women	0	1	0	0	2	0	6	0	0	9	
			Total	1	2	0	0	2	0	12	0	0	17	No
45.1001 Political Science and Government, General	17 - Doctor's degree - research / scholarship	1	Men	0	1	0	0	0	0	3	0	0	4	
			Women	0	0	0	2	0	0	1	0	2	5	
			Total	0	1	0	2	0	0	4	0	2	9	No
45.1001 Political Science and Government, General	5 - Bachelor's degree	2	Men	2	5	0	3	1	0	14	2	0	27	
			Women	2	2	1	15	1	0	27	2	0	50	
			Total	4	7	1	18	2	0	41	4	0	77	No
45.1001 Political Science and Government, General	7 - Master's degree	2	Men	0	0	0	0	0	0	0	0	0	0	
			Women	0	0	0	0	0	0	0	0	0	0	
			Total	0	0	0	0	0	0	0	0	0	0	No
45.1001 Political Science and Government, General	17 - Doctor's degree - research / scholarship	2	Men	0	0	0	0	0	0	0	0	0	0	
			Women	0	0	0	0	0	0	0	0	0	0	
			Total	0	0	0	0	0	0	0	0	0	0	No
45.1099 Political Science and Government, Other	5 - Bachelor's degree	1	Men	2	1	0	3	2	0	25	3	2	38	
			Women	8	1	1	4	1	0	17	0	0	32	
			Total	10	2	1	7	3	0	42	3	2	70	No
45.1099 Political Science and Government, Other	7 - Master's degree	1	Men	0	0	0	0	0	0	0	0	0	0	
			Women	0	0	0	0	0	0	0	0	0	0	
			Total	0	0	0	0	0	0	0	0	0	0	No
45.1099 Political Science and Government, Other	5 - Bachelor's degree	2	Men	0	0	0	1	0	0	7	0	0	8	
			Women	0	0	0	0	0	0	3	0	0	3	
			Total	0	0	0	1	0	0	10	0	0	11	No
45.1099 Political Science and Government, Other	7 - Master's degree	2	Men	0	0	0	0	0	0	0	0	0	0	
			Women	0	0	0	0	0	0	0	0	0	0	
			Total	0	0	0	0	0	0	0	0	0	0	No
45.1101 Sociology	5 - Bachelor's degree	1	Men	8	4	0	20	7	0	23	1	3	66	
			Women	6	13	2	27	11	1	38	7	0	105	
			Total	14	17	2	47	18	1	61	8	3	171	No
45.1101 Sociology	7 - Master's degree	1	Men	3	1	0	0	1	0	2	0	0	7	
			Women	1	0	0	0	0	0	2	0	0	3	

CIPCODE	Award Level	Major	Gender	Non Resident Alien	Hispanic / Latino	American Indian or Alaska Native	Asian	Black or African American	Native Hawaiian or Other Pacific Islander	White	Two or more Races	Race/ ethnicity unknown	Total	distance education program
45.1101 Sociology	17 - Doctor's degree - research / scholarship	1	Total	4	1	0	0	1	0	4	0	0	10	No
			Men	0	0	0	0	1	0	2	0	0	3	
			Women	0	0	0	0	0	0	3	0	1	4	
			Total	0	0	0	0	1	0	5	0	1	7	No
45.1101 Sociology	5 - Bachelor's degree	2	Men	1	0	0	4	0	0	4	2	0	11	
			Women	2	6	0	5	2	0	14	1	0	30	
			Total	3	6	0	9	2	0	18	3	0	41	No
45.1101 Sociology	7 - Master's degree	2	Men	0	0	0	0	0	0	0	0	0	0	
			Women	0	0	0	0	0	0	0	0	0	0	
			Total	0	0	0	0	0	0	0	0	0	0	No
45.1101 Sociology	17 - Doctor's degree - research / scholarship	2	Men	0	0	0	0	0	0	0	0	0	0	
			Women	0	0	0	0	0	0	0	0	0	0	
			Total	0	0	0	0	0	0	0	0	0	0	No
45.1201 Urban Studies/Affairs	7 - Master's degree	1	Men	0	0	0	0	0	0	0	0	0	0	
			Women	0	0	0	0	0	0	0	0	0	0	
			Total	0	0	0	0	0	0	0	0	0	0	No
45.1201 Urban Studies/Affairs	7 - Master's degree	2	Men	0	0	0	0	0	0	0	0	0	0	
			Women	0	0	0	0	0	0	0	0	0	0	
			Total	0	0	0	0	0	0	0	0	0	0	No
50.0301 Dance, General	5 - Bachelor's degree	1	Men	0	0	0	0	0	0	1	0	0	1	
			Women	1	0	0	1	1	0	8	0	0	11	
			Total	1	0	0	1	1	0	9	0	0	12	No
50.0301 Dance, General	7 - Master's degree	1	Men	0	1	0	0	0	0	0	0	0	1	
			Women	0	0	0	0	0	0	2	0	0	2	
			Total	0	1	0	0	0	0	2	0	0	3	No
50.0301 Dance, General	5 - Bachelor's degree	2	Men	0	0	0	0	0	0	0	0	0	0	
			Women	0	0	0	1	0	0	0	0	0	1	
			Total	0	0	0	1	0	0	0	0	0	1	No
50.0301 Dance, General	7 - Master's degree	2	Men	0	0	0	0	0	0	0	0	0	0	
			Women	0	0	0	0	0	0	0	0	0	0	
			Total	0	0	0	0	0	0	0	0	0	0	No
50.0401 Design and Visual Communications, General	5 - Bachelor's degree	1	Men	0	0	0	1	0	0	3	0	0	4	
			Women	3	2	0	4	0	0	10	0	0	19	
			Total	3	2	0	5	0	0	13	0	0	23	No
50.0401 Design and Visual Communications, General	7 - Master's degree	1	Men	0	0	0	0	0	0	2	0	0	2	
			Women	2	0	0	0	0	0	0	0	0	2	
			Total	2	0	0	0	0	0	2	0	0	4	No
50.0401 Design and Visual Communications, General	5 - Bachelor's degree	2	Men	0	0	0	0	0	0	0	0	0	0	
			Women	0	0	0	0	0	0	0	0	0	0	
			Total	0	0	0	0	0	0	0	0	0	0	No
50.0401 Design and Visual Communications, General	7 - Master's degree	2	Men	0	0	0	0	0	0	0	0	0	0	
			Women	0	0	0	0	0	0	0	0	0	0	
			Total	0	0	0	0	0	0	0	0	0	0	No
50.0404		1	Men	0	1	0	1	0	0	2	0	0	4	

CIPCODE	Award Level	Major	Gender	Non Resident Alien	Hispanic / Latino	American Indian or Alaska Native	Asian	Black or African American	Native Hawaiian or Other Pacific Islander	White	Two or more Races	Race/ ethnicity unknown	Total	distance education program
Industrial and Product Design	5 - Bachelor's degree		Women	3	0	0	4	0	0	2	0	0	9	
			Total	3	1	0	5	0	0	4	0	0	13	No
50.0404 Industrial and Product Design	7 - Master's degree	1	Men	0	0	0	0	0	0	0	0	0	0	
			Women	0	0	0	0	0	0	0	0	0	0	
			Total	0	0	0	0	0	0	0	0	0	0	No
50.0404 Industrial and Product Design	5 - Bachelor's degree	2	Men	0	0	0	0	0	0	0	0	0	0	
			Women	0	0	0	0	0	0	0	0	0	0	
			Total	0	0	0	0	0	0	0	0	0	0	No
50.0404 Industrial and Product Design	7 - Master's degree	2	Men	0	0	0	0	0	0	0	0	0	0	
			Women	0	0	0	0	0	0	0	0	0	0	
			Total	0	0	0	0	0	0	0	0	0	0	No
50.0408 Interior Design	5 - Bachelor's degree	1	Men	0	0	0	0	0	0	0	0	0	0	
			Women	0	0	0	0	0	0	0	0	0	0	
			Total	0	0	0	0	0	0	0	0	0	0	No
50.0408 Interior Design	5 - Bachelor's degree	2	Men	0	0	0	0	0	0	0	0	0	0	
			Women	0	0	0	0	0	0	0	0	0	0	
			Total	0	0	0	0	0	0	0	0	0	0	No
50.0409 Graphic Design	5 - Bachelor's degree	1	Men	0	0	0	0	0	0	0	0	0	0	
			Women	0	0	0	0	0	0	0	0	0	0	
			Total	0	0	0	0	0	0	0	0	0	0	No
50.0409 Graphic Design	7 - Master's degree	1	Men	0	0	0	0	0	0	0	0	0	0	
			Women	0	0	0	0	0	0	0	0	0	0	
			Total	0	0	0	0	0	0	0	0	0	0	No
50.0409 Graphic Design	5 - Bachelor's degree	2	Men	0	0	0	0	0	0	0	0	0	0	
			Women	0	0	0	0	0	0	0	0	0	0	
			Total	0	0	0	0	0	0	0	0	0	0	No
50.0409 Graphic Design	7 - Master's degree	2	Men	0	0	0	0	0	0	0	0	0	0	
			Women	0	0	0	0	0	0	0	0	0	0	
			Total	0	0	0	0	0	0	0	0	0	0	No
50.0501 Drama and Dramatics/Theatre Arts, General	5 - Bachelor's degree	1	Men	1	0	0	2	2	0	1	0	0	6	
			Women	0	1	0	2	0	0	2	1	0	6	
			Total	1	1	0	4	2	0	3	1	0	12	No
50.0501 Drama and Dramatics/Theatre Arts, General	7 - Master's degree	1	Men	0	0	0	0	0	0	0	0	0	0	
			Women	0	0	0	0	0	0	0	0	0	0	
			Total	0	0	0	0	0	0	0	0	0	0	No
50.0501 Drama and Dramatics/Theatre Arts, General	17 - Doctor's degree - research / scholarship	1	Men	0	0	0	0	0	0	0	0	0	0	
			Women	0	0	0	0	0	0	1	0	0	1	
			Total	0	0	0	0	0	0	1	0	0	1	No
50.0501 Drama and Dramatics/Theatre Arts, General	5 - Bachelor's degree	2	Men	0	0	0	1	0	0	0	0	0	1	
			Women	0	0	0	0	0	0	1	0	0	1	
			Total	0	0	0	1	0	0	1	0	0	2	No
50.0501 Drama and Dramatics/Theatre Arts, General	7 - Master's degree	2	Men	0	0	0	0	0	0	0	0	0	0	
			Women	0	0	0	0	0	0	0	0	0	0	
			Total	0	0	0	0	0	0	0	0	0	0	No
50.0501			Men	0	0	0	0	0	0	0	0	0	0	



CIPCODE	Award Level	Major	Gender	Non Resident Alien	Hispanic / Latino	American Indian or Alaska Native	Asian	Black or African American	Native Hawaiian or Other Pacific Islander	White	Two or more Races	Race/ ethnicity unknown	Total	distance education program
Directing and Theatrical Production			Total	0	0	0	0	0	0	0	0	0	0	No
50.0599 Dramatic/Theatre Arts and Stagecraft, Other	7 - Master's degree	1	Men	0	0	0	0	0	0	0	0	0	0	
			Women	0	0	0	0	0	0	0	0	0	0	
			Total	0	0	0	0	0	0	0	0	0	0	No
50.0599 Dramatic/Theatre Arts and Stagecraft, Other	17 - Doctor's degree - research / scholarship	1	Men	0	0	0	0	0	0	0	0	0	0	
			Women	0	0	0	0	0	0	0	0	0	0	
			Total	0	0	0	0	0	0	0	0	0	0	No
50.0599 Dramatic/Theatre Arts and Stagecraft, Other	7 - Master's degree	2	Men	0	0	0	0	0	0	0	0	0	0	
			Women	0	0	0	0	0	0	0	0	0	0	
			Total	0	0	0	0	0	0	0	0	0	0	No
50.0599 Dramatic/Theatre Arts and Stagecraft, Other	17 - Doctor's degree - research / scholarship	2	Men	0	0	0	0	0	0	0	0	0	0	
			Women	0	0	0	0	0	0	0	0	0	0	
			Total	0	0	0	0	0	0	0	0	0	0	No
50.0605 Photography	5 - Bachelor's degree	1	Men	1	2	0	1	0	0	0	0	0	4	
			Women	0	1	0	0	0	0	5	1	0	7	
			Total	1	3	0	1	0	0	5	1	0	11	No
50.0605 Photography	7 - Master's degree	1	Men	0	0	0	0	0	0	1	0	0	1	
			Women	1	0	0	0	0	0	1	0	0	2	
			Total	1	0	0	0	0	0	2	0	0	3	No
50.0605 Photography	5 - Bachelor's degree	2	Men	0	0	0	0	0	0	0	0	0	0	
			Women	0	0	0	0	0	0	0	0	0	0	
			Total	0	0	0	0	0	0	0	0	0	0	No
50.0605 Photography	7 - Master's degree	2	Men	0	0	0	0	0	0	0	0	0	0	
			Women	0	0	0	0	0	0	0	0	0	0	
			Total	0	0	0	0	0	0	0	0	0	0	No
50.0701 Art/Art Studies, General	5 - Bachelor's degree	1	Men	3	2	0	5	1	0	9	0	0	20	
			Women	20	2	0	20	3	0	27	4	0	76	
			Total	23	4	0	25	4	0	36	4	0	96	No
50.0701 Art/Art Studies, General	7 - Master's degree	1	Men	0	0	0	0	0	0	0	0	0	0	
			Women	0	0	0	0	0	0	0	0	0	0	
			Total	0	0	0	0	0	0	0	0	0	0	No
50.0701 Art/Art Studies, General	5 - Bachelor's degree	2	Men	0	0	0	0	0	0	0	0	0	0	
			Women	0	0	0	0	0	0	0	0	0	0	
			Total	0	0	0	0	0	0	0	0	0	0	No
50.0701 Art/Art Studies, General	7 - Master's degree	2	Men	0	0	0	0	0	0	0	0	0	0	
			Women	0	0	0	0	0	0	0	0	0	0	
			Total	0	0	0	0	0	0	0	0	0	0	No
50.0703 Art History, Criticism and Conservation	5 - Bachelor's degree	1	Men	0	0	0	1	0	0	2	0	1	4	
			Women	2	3	0	2	1	0	20	0	1	29	
			Total	2	3	0	3	1	0	22	0	2	33	No
50.0703 Art History, Criticism and Conservation	7 - Master's degree	1	Men	0	0	0	0	0	0	1	0	0	1	
			Women	0	0	0	0	0	0	0	0	0	0	
			Total	0	0	0	0	0	0	1	0	0	1	No

[illegible]

CIPCODE	Award Level	Major	Gender	Non Resident Alien	Hispanic / Latino	American Indian or Alaska Native	Asian	Black or African American	Native Hawaiian or Other Pacific Islander	White	Two or more Races	Race/ ethnicity unknown	Total	distance education program
			Total	0	0	0	0	0	0	0	0	0	0	No
50.0710 Printmaking	7 - Master's degree	2	Men	0	0	0	0	0	0	0	0	0	0	
			Women	0	0	0	0	0	0	0	0	0	0	
			Total	0	0	0	0	0	0	0	0	0	0	No
50.0711 Ceramic Arts and Ceramics	5 - Bachelor's degree	1	Men	0	0	0	0	0	0	0	0	0	0	
			Women	0	0	0	0	0	0	0	0	0	0	
			Total	0	0	0	0	0	0	0	0	0	0	No
50.0711 Ceramic Arts and Ceramics	7 - Master's degree	1	Men	0	0	0	0	0	0	0	0	0	0	
			Women	0	0	0	0	0	0	0	0	0	0	
			Total	0	0	0	0	0	0	0	0	0	0	No
50.0711 Ceramic Arts and Ceramics	5 - Bachelor's degree	2	Men	0	0	0	0	0	0	0	0	0	0	
			Women	0	0	0	0	0	0	0	0	0	0	
			Total	0	0	0	0	0	0	0	0	0	0	No
50.0711 Ceramic Arts and Ceramics	7 - Master's degree	2	Men	0	0	0	0	0	0	0	0	0	0	
			Women	0	0	0	0	0	0	0	0	0	0	
			Total	0	0	0	0	0	0	0	0	0	0	No
50.0712 Fiber, Textile and Weaving Arts	5 - Bachelor's degree	1	Men	0	0	0	0	0	0	0	0	0	0	
			Women	0	0	0	0	0	0	0	0	0	0	
			Total	0	0	0	0	0	0	0	0	0	0	No
50.0712 Fiber, Textile and Weaving Arts	7 - Master's degree	1	Men	0	0	0	0	0	0	0	0	0	0	
			Women	0	0	0	0	0	0	0	0	0	0	
			Total	0	0	0	0	0	0	0	0	0	0	No
50.0712 Fiber, Textile and Weaving Arts	5 - Bachelor's degree	2	Men	0	0	0	0	0	0	0	0	0	0	
			Women	0	0	0	0	0	0	0	0	0	0	
			Total	0	0	0	0	0	0	0	0	0	0	No
50.0712 Fiber, Textile and Weaving Arts	7 - Master's degree	2	Men	0	0	0	0	0	0	0	0	0	0	
			Women	0	0	0	0	0	0	0	0	0	0	
			Total	0	0	0	0	0	0	0	0	0	0	No
50.0713 Metal and Jewelry Arts	5 - Bachelor's degree	1	Men	0	0	0	0	0	0	0	0	0	0	
			Women	0	0	0	0	0	0	0	0	0	0	
			Total	0	0	0	0	0	0	0	0	0	0	No
50.0713 Metal and Jewelry Arts	7 - Master's degree	1	Men	0	0	0	0	0	0	0	0	0	0	
			Women	0	0	0	0	0	0	0	0	0	0	
			Total	0	0	0	0	0	0	0	0	0	0	No
50.0713 Metal and Jewelry Arts	5 - Bachelor's degree	2	Men	0	0	0	0	0	0	0	0	0	0	
			Women	0	0	0	0	0	0	0	0	0	0	
			Total	0	0	0	0	0	0	0	0	0	0	No
50.0713 Metal and Jewelry Arts	7 - Master's degree	2	Men	0	0	0	0	0	0	0	0	0	0	
			Women	0	0	0	0	0	0	0	0	0	0	
			Total	0	0	0	0	0	0	0	0	0	0	No
50.0799 Fine Arts and Art Studies, Other	5 - Bachelor's degree	1	Men	0	0	0	1	0	0	1	0	0	2	
			Women	0	1	0	2	0	0	2	0	0	5	
			Total	0	1	0	3	0	0	3	0	0	7	No
50.0799 Fine Arts and Art Studies, Other	7 - Master's degree	1	Men	0	0	0	0	0	0	1	0	0	1	
			Women	0	0	0	0	0	0	0	0	0	0	
			Total	0	0	0	0	0	0	1	0	0	1	No

CIPCODE	Award Level	Major	Gender	Non Resident Alien	Hispanic / Latino	American Indian or Alaska Native	Asian	Black or African American	Native Hawaiian or Other Pacific Islander	White	Two or more Races	Race/ ethnicity unknown	Total	distance education program
50.0799 Fine Arts and Art Studies, Other	5 - Bachelor's degree	2	Men	0	0	0	0	0	0	0	0	0	0	
			Women	0	0	0	0	0	0	0	0	0	0	
			Total	0	0	0	0	0	0	0	0	0	0	No
50.0799 Fine Arts and Art Studies, Other	7 - Master's degree	2	Men	0	0	0	0	0	0	0	0	0	0	
			Women	0	0	0	0	0	0	0	0	0	0	
			Total	0	0	0	0	0	0	0	0	0	0	No
50.0901 Music, General	5 - Bachelor's degree	1	Men	0	0	0	0	0	0	0	0	0	0	
			Women	0	0	0	1	0	0	0	0	0	1	
			Total	0	0	0	1	0	0	0	0	0	1	No
50.0901 Music, General	7 - Master's degree	1	Men	0	0	0	0	0	0	0	0	0	0	
			Women	0	0	0	0	0	0	0	0	0	0	
			Total	0	0	0	0	0	0	0	0	0	0	No
50.0901 Music, General	17 - Doctor's degree - research / scholarship	1	Men	0	0	0	0	0	0	0	0	0	0	
			Women	0	0	0	0	0	0	0	0	0	0	
			Total	0	0	0	0	0	0	0	0	0	0	No
50.0901 Music, General	5 - Bachelor's degree	2	Men	0	0	0	0	0	0	1	0	0	1	
			Women	0	0	0	0	0	0	0	0	0	0	
			Total	0	0	0	0	0	0	1	0	0	1	No
50.0901 Music, General	7 - Master's degree	2	Men	0	0	0	0	0	0	0	0	0	0	
			Women	0	0	0	0	0	0	0	0	0	0	
			Total	0	0	0	0	0	0	0	0	0	0	No
50.0901 Music, General	17 - Doctor's degree - research / scholarship	2	Men	0	0	0	0	0	0	0	0	0	0	
			Women	0	0	0	0	0	0	0	0	0	0	
			Total	0	0	0	0	0	0	0	0	0	0	No
50.0902 Music History, Literature, and Theory	5 - Bachelor's degree	1	Men	0	0	0	0	0	0	0	0	0	0	
			Women	0	0	0	0	0	0	0	0	0	0	
			Total	0	0	0	0	0	0	0	0	0	0	No
50.0902 Music History, Literature, and Theory	7 - Master's degree	1	Men	0	0	0	0	0	0	0	0	0	0	
			Women	0	0	0	0	0	0	1	0	0	1	
			Total	0	0	0	0	0	0	1	0	0	1	No
50.0902 Music History, Literature, and Theory	17 - Doctor's degree - research / scholarship	1	Men	0	0	0	0	0	0	0	0	0	0	
			Women	0	0	0	0	0	0	0	0	0	0	
			Total	0	0	0	0	0	0	0	0	0	0	No
50.0902 Music History, Literature, and Theory	5 - Bachelor's degree	2	Men	0	0	0	0	0	0	0	0	0	0	
			Women	0	0	0	0	0	0	0	0	0	0	
			Total	0	0	0	0	0	0	0	0	0	0	No
50.0902 Music History, Literature, and Theory	7 - Master's degree	2	Men	0	0	0	0	0	0	0	0	0	0	
			Women	0	0	0	0	0	0	0	0	0	0	
			Total	0	0	0	0	0	0	0	0	0	0	No
50.0902 Music History, Literature, and Theory	17 - Doctor's degree - research / scholarship	2	Men	0	0	0	0	0	0	0	0	0	0	
			Women	0	0	0	0	0	0	0	0	0	0	
			Total	0	0	0	0	0	0	0	0	0	0	No
50.0903		1	Men	0	0	0	0	0	0	0	1	0	1	



CIPCODE	Award Level	Major	Gender	Non Resident Alien	Hispanic / Latino	American Indian or Alaska Native	Asian	Black or African American	Native Hawaiian or Other Pacific Islander	White	Two or more Races	Race/ ethnicity unknown	Total	distance education program
Music Performance, General	5 - Bachelor's degree		Women	0	1	0	1	0	0	0	0	0	2	
			Total	0	1	0	1	0	0	0	1	0	3	No
50.0903 Music Performance, General	7 - Master's degree	1	Men	0	0	0	0	0	0	0	0	0	0	
			Women	0	0	0	0	0	0	0	0	0	0	
			Total	0	0	0	0	0	0	0	0	0	0	No
50.0903 Music Performance, General	17 - Doctor's degree - research / scholarship	1	Men	0	0	0	0	0	0	0	0	0	0	
			Women	1	0	0	0	0	0	0	0	0	1	
			Total	1	0	0	0	0	0	0	0	0	1	No
50.0903 Music Performance, General	5 - Bachelor's degree	2	Men	0	0	0	0	0	0	0	0	0	0	
			Women	0	0	0	0	0	0	0	0	0	0	
			Total	0	0	0	0	0	0	0	0	0	0	No
50.0903 Music Performance, General	7 - Master's degree	2	Men	0	0	0	0	0	0	0	0	0	0	
			Women	0	0	0	0	0	0	0	0	0	0	
			Total	0	0	0	0	0	0	0	0	0	0	No
50.0903 Music Performance, General	17 - Doctor's degree - research / scholarship	2	Men	0	0	0	0	0	0	0	0	0	0	
			Women	0	0	0	0	0	0	0	0	0	0	
			Total	0	0	0	0	0	0	0	0	0	0	No
50.0904 Music Theory and Composition	5 - Bachelor's degree	1	Men	0	0	0	0	0	0	0	0	0	0	
			Women	0	0	0	0	0	0	0	0	0	0	
			Total	0	0	0	0	0	0	0	0	0	0	No
50.0904 Music Theory and Composition	7 - Master's degree	1	Men	0	0	0	0	0	0	0	0	0	0	
			Women	0	0	0	0	0	0	0	0	0	0	
			Total	0	0	0	0	0	0	0	0	0	0	No
50.0904 Music Theory and Composition	17 - Doctor's degree - research / scholarship	1	Men	0	0	0	0	0	0	0	0	0	0	
			Women	0	0	0	0	0	0	0	0	0	0	
			Total	0	0	0	0	0	0	0	0	0	0	No
50.0904 Music Theory and Composition	5 - Bachelor's degree	2	Men	0	0	0	0	0	0	0	0	0	0	
			Women	0	0	0	0	0	0	0	0	0	0	
			Total	0	0	0	0	0	0	0	0	0	0	No
50.0904 Music Theory and Composition	7 - Master's degree	2	Men	0	0	0	0	0	0	0	0	0	0	
			Women	0	0	0	0	0	0	0	0	0	0	
			Total	0	0	0	0	0	0	0	0	0	0	No
50.0904 Music Theory and Composition	17 - Doctor's degree - research / scholarship	2	Men	0	0	0	0	0	0	0	0	0	0	
			Women	0	0	0	0	0	0	0	0	0	0	
			Total	0	0	0	0	0	0	0	0	0	0	No
50.0905 Musicology and Ethnomusicology	5 - Bachelor's degree	1	Men	0	0	0	0	0	0	1	0	1	2	
			Women	0	0	0	0	0	0	1	0	0	1	
			Total	0	0	0	0	0	0	2	0	1	3	No
50.0905 Musicology and Ethnomusicology	7 - Master's degree	1	Men	0	0	0	0	0	0	0	0	0	0	
			Women	0	0	0	0	0	0	0	0	0	0	
			Total	0	0	0	0	0	0	0	0	0	0	No
50.0905 Musicology and Ethnomusicology		1	Men	0	0	0	0	0	0	0	0	0	0	
			Women	0	0	0	0	0	0	2	0	0	2	

[illegible]

CIPCODE	Award Level	Major	Gender	Non Resident Alien	Hispanic / Latino	American Indian or Alaska Native	Asian	Black or African American	Native Hawaiian or Other Pacific Islander	White	Two or more Races	Race/ ethnicity unknown	Total	distance education program
50.0908 Voice and Opera	5 - Bachelor's degree	1	Men	0	0	0	0	0	0	1	0	0	1	
			Women	0	0	0	0	0	0	1	0	0	1	
			Total	0	0	0	0	0	0	2	0	0	2	No
50.0908 Voice and Opera	7 - Master's degree	1	Men	0	0	0	0	0	0	1	0	0	1	
			Women	0	0	0	0	0	0	2	0	0	2	
			Total	0	0	0	0	0	0	3	0	0	3	No
50.0908 Voice and Opera	17 - Doctor's degree - research / scholarship	1	Men	0	0	0	0	0	0	1	0	1	2	
			Women	0	0	0	0	0	0	0	0	0	0	
			Total	0	0	0	0	0	0	1	0	1	2	No
50.0908 Voice and Opera	5 - Bachelor's degree	2	Men	0	0	0	0	0	0	0	0	0	0	
			Women	0	0	0	0	0	0	0	0	0	0	
			Total	0	0	0	0	0	0	0	0	0	0	No
50.0908 Voice and Opera	7 - Master's degree	2	Men	0	0	0	0	0	0	0	0	0	0	
			Women	0	0	0	0	0	0	0	0	0	0	
			Total	0	0	0	0	0	0	0	0	0	0	No
50.0908 Voice and Opera	17 - Doctor's degree - research / scholarship	2	Men	0	0	0	0	0	0	0	0	0	0	
			Women	0	0	0	0	0	0	0	0	0	0	
			Total	0	0	0	0	0	0	0	0	0	0	No
50.0910 Jazz/Jazz Studies	5 - Bachelor's degree	1	Men	0	1	0	0	0	0	1	0	0	2	
			Women	0	0	0	0	0	0	0	0	0	0	
			Total	0	1	0	0	0	0	1	0	0	2	No
50.0910 Jazz/Jazz Studies	7 - Master's degree	1	Men	0	1	0	0	0	0	1	1	0	3	
			Women	0	0	0	0	0	0	0	0	0	0	
			Total	0	1	0	0	0	0	1	1	0	3	No
50.0910 Jazz/Jazz Studies	17 - Doctor's degree - research / scholarship	1	Men	0	0	0	0	0	0	2	0	0	2	
			Women	1	0	0	0	0	0	0	0	0	1	
			Total	1	0	0	0	0	0	2	0	0	3	No
50.0910 Jazz/Jazz Studies	5 - Bachelor's degree	2	Men	0	0	0	0	0	0	0	0	0	0	
			Women	0	0	0	0	0	0	0	0	0	0	
			Total	0	0	0	0	0	0	0	0	0	0	No
50.0910 Jazz/Jazz Studies	7 - Master's degree	2	Men	0	0	0	0	0	0	0	0	0	0	
			Women	0	0	0	0	0	0	0	0	0	0	
			Total	0	0	0	0	0	0	0	0	0	0	No
50.0910 Jazz/Jazz Studies	17 - Doctor's degree - research / scholarship	2	Men	0	0	0	0	0	0	0	0	0	0	
			Women	0	0	0	0	0	0	0	0	0	0	
			Total	0	0	0	0	0	0	0	0	0	0	No
50.0911 Stringed Instruments	5 - Bachelor's degree	1	Men	0	0	0	0	0	0	0	0	0	0	
			Women	0	0	0	1	0	0	1	0	0	2	
			Total	0	0	0	1	0	0	1	0	0	2	No
50.0911 Stringed Instruments	7 - Master's degree	1	Men	0	0	0	0	0	0	0	0	0	0	
			Women	0	0	0	1	0	0	1	0	0	2	
			Total	0	0	0	1	0	0	1	0	0	2	No
50.0911			Men	0	0	0	0	0	0	2	0	0	2	

[illegible]

CIPCODE	Award Level	Major	Gender	Non Resident Alien	Hispanic / Latino	American Indian or Alaska Native	Asian	Black or African American	Native Hawaiian or Other Pacific Islander	White	Two or more Races	Race/ ethnicity unknown	Total	distance education program
Visual and Performing Arts, Other	5 - Bachelor's degree		Women	0	0	0	0	0	0	0	0	0	0	
			Total	0	0	0	0	0	0	0	0	0	0	No
50.9999 Visual and Performing Arts, Other	17 - Doctor's degree - research / scholarship	2	Men	0	0	0	0	0	0	0	0	0	0	
			Women	0	0	0	0	0	0	0	0	0	0	No
51.0201 Communication Sciences and Disorders, General	5 - Bachelor's degree	1	Total	0	0	0	0	0	0	0	0	0	0	
			Men	0	0	0	1	0	0	4	0	0	5	
51.0201 Communication Sciences and Disorders, General	7 - Master's degree	1	Women	4	5	0	12	1	0	39	4	1	66	
			Total	4	5	0	13	1	0	43	4	1	71	No
51.0201 Communication Sciences and Disorders, General	17 - Doctor's degree - research / scholarship	1	Men	0	0	0	0	0	0	0	0	0	0	
			Women	0	0	0	0	0	0	0	0	0	0	No
51.0201 Communication Sciences and Disorders, General	17 - Doctor's degree - research / scholarship	1	Total	0	0	0	0	0	0	0	0	0	0	
			Men	0	0	0	0	0	0	0	0	0	0	
51.0201 Communication Sciences and Disorders, General	5 - Bachelor's degree	2	Women	1	0	0	0	0	0	5	0	0	6	
			Total	1	0	0	0	0	0	5	0	0	6	No
51.0201 Communication Sciences and Disorders, General	7 - Master's degree	2	Men	0	0	0	0	0	0	0	0	0	0	
			Women	0	0	0	0	0	0	0	0	0	0	
51.0201 Communication Sciences and Disorders, General	17 - Doctor's degree - research / scholarship	2	Total	0	0	0	0	0	0	0	0	0	0	No
			Men	0	0	0	0	0	0	0	0	0	0	
51.0202 Audiology/Audiologist	17 - Doctor's degree - research / scholarship	1	Women	0	0	0	0	0	0	0	0	0	0	
			Total	0	0	0	0	0	0	0	0	0	0	No
51.0202 Audiology/Audiologist	19 - Doctor's degree - Other	1	Men	0	0	0	0	0	0	1	0	0	1	
			Women	1	0	0	1	1	0	9	0	1	13	
51.0202 Audiology/Audiologist	17 - Doctor's degree - research / scholarship	2	Total	1	0	0	1	1	0	10	0	1	14	No
			Men	0	0	0	0	0	0	0	0	0	0	
51.0202 Audiology/Audiologist	19 - Doctor's degree - Other	2	Women	0	0	0	0	0	0	0	0	0	0	
			Total	0	0	0	0	0	0	0	0	0	0	No
51.0203 Speech-Language Pathology/Pathologist	7 - Master's degree	1	Men	0	0	0	0	0	0	1	0	0	1	
			Women	0	2	0	1	0	0	38	1	0	42	
51.0203 Speech-Language Pathology/Pathologist	7 - Master's degree	2	Total	0	2	0	1	0	0	39	1	0	43	No
			Men	0	0	0	0	0	0	0	0	0	0	
51.0401 Dentistry			Women	0	0	0	0	0	0	0	0	0	0	
			Total	0	0	0	0	0	0	0	0	0	0	No
51.0401 Dentistry			Men	1	4	0	10	0	0	26	2	0	43	

[illegible]

CIPCODE	Award Level	Major	Gender	Non Resident Alien	Hispanic / Latino	American Indian or Alaska Native	Asian	Black or African American	Native Hawaiian or Other Pacific Islander	White	Two or more Races	Race/ ethnicity unknown	Total	distance education program
51.0508 Orthodontics/Orthodontology	7 - Master's degree	1	Men	0	0	0	0	0	0	2	0	1	3	
			Women	1	0	0	0	0	0	1	0	0	2	
			Total	1	0	0	0	0	0	3	0	1	5	No
51.0508 Orthodontics/Orthodontology	7 - Master's degree	2	Men	0	0	0	0	0	0	0	0	0	0	
			Women	0	0	0	0	0	0	0	0	0	0	
			Total	0	0	0	0	0	0	0	0	0	0	No
51.0509 Pediatric Dentistry/Pedodontics	7 - Master's degree	1	Men	0	0	0	0	0	0	2	0	1	3	
			Women	0	0	0	1	0	0	1	0	0	2	
			Total	0	0	0	1	0	0	3	0	1	5	No
51.0509 Pediatric Dentistry/Pedodontics	7 - Master's degree	2	Men	0	0	0	0	0	0	0	0	0	0	
			Women	0	0	0	0	0	0	0	0	0	0	
			Total	0	0	0	0	0	0	0	0	0	0	No
51.0510 Periodontics/Periodontology	7 - Master's degree	1	Men	2	0	0	0	0	0	1	0	0	3	
			Women	0	1	0	0	0	0	0	0	0	1	
			Total	2	1	0	0	0	0	1	0	0	4	No
51.0510 Periodontics/Periodontology	7 - Master's degree	2	Men	0	0	0	0	0	0	0	0	0	0	
			Women	0	0	0	0	0	0	0	0	0	0	
			Total	0	0	0	0	0	0	0	0	0	0	No
51.0511 Prosthodontics/Prosthodontology	7 - Master's degree	1	Men	2	0	0	0	0	0	0	0	0	2	
			Women	0	0	0	0	0	0	0	0	0	0	
			Total	2	0	0	0	0	0	0	0	0	2	No
51.0511 Prosthodontics/Prosthodontology	7 - Master's degree	2	Men	0	0	0	0	0	0	0	0	0	0	
			Women	0	0	0	0	0	0	0	0	0	0	
			Total	0	0	0	0	0	0	0	0	0	0	No
51.0599 Advanced/Graduate Dentistry and Oral Sciences, Other	17 - Doctor's degree - research / scholarship	1	Men	0	0	0	0	0	0	0	0	0	0	
			Women	0	0	0	0	0	0	0	0	0	0	
			Total	0	0	0	0	0	0	0	0	0	0	No
51.0599 Advanced/Graduate Dentistry and Oral Sciences, Other	17 - Doctor's degree - research / scholarship	2	Men	0	0	0	0	0	0	0	0	0	0	
			Women	0	0	0	0	0	0	0	0	0	0	
			Total	0	0	0	0	0	0	0	0	0	0	No
51.0602 Dental Hygiene/Hygienist	5 - Bachelor's degree	1	Men	0	0	0	0	0	0	0	0	0	0	
			Women	0	0	0	0	0	0	0	0	0	0	
			Total	0	0	0	0	0	0	0	0	0	0	No
51.0602 Dental Hygiene/Hygienist	5 - Bachelor's degree	2	Men	0	0	0	0	0	0	0	0	0	0	
			Women	0	0	0	0	0	0	0	0	0	0	
			Total	0	0	0	0	0	0	0	0	0	0	No
51.0701 Health/Health Care Administration/Management	7 - Master's degree	1	Men	0	2	0	1	1	0	23	3	0	30	
			Women	0	0	0	7	0	0	30	5	2	44	
			Total	0	2	0	8	1	0	53	8	2	74	No
51.0701 Health/Health Care Administration/Management	7 - Master's degree	2	Men	0	0	0	0	0	0	0	0	0	0	
			Women	0	0	0	0	0	0	0	0	0	0	
			Total	0	0	0	0	0	0	0	0	0	0	No
51.0706	5 - Bachelor's degree	1	Men	0	0	0	4	0	0	2	0	0	6	
			Women	2	1	1	15	3	0	4	0	0	26	





[illegible]



CIPCODE	Award Level	Major	Gender	Non Resident Alien	Hispanic / Latino	American Indian or Alaska Native	Asian	Black or African American	Native Hawaiian or Other Pacific Islander	White	Two or more Races	Race/ ethnicity unknown	Total	distance education program
Pharmaceutical Sciences	7 - Master's degree		Women	0	0	0	0	0	0	0	0	0	0	
			Total	0	0	0	0	0	0	0	0	0	0	No
51.2010 Pharmaceutical Sciences	17 - Doctor's degree - research / scholarship	1	Men	0	0	0	0	0	0	0	0	0	0	
			Women	0	0	0	0	0	0	0	0	0	0	
			Total	0	0	0	0	0	0	0	0	0	0	No
51.2010 Pharmaceutical Sciences	7 - Master's degree	2	Men	0	0	0	0	0	0	0	0	0	0	
			Women	0	0	0	0	0	0	0	0	0	0	
			Total	0	0	0	0	0	0	0	0	0	0	No
51.2010 Pharmaceutical Sciences	17 - Doctor's degree - research / scholarship	2	Men	0	0	0	0	0	0	0	0	0	0	
			Women	0	0	0	0	0	0	0	0	0	0	
			Total	0	0	0	0	0	0	0	0	0	0	No
51.2099 Pharmacy, Pharmaceutical Sciences, and Administration, Other	7 - Master's degree	1	Men	0	0	0	0	0	0	0	0	0	0	
			Women	0	0	0	0	0	0	0	0	0	0	
			Total	0	0	0	0	0	0	0	0	0	0	No
51.2099 Pharmacy, Pharmaceutical Sciences, and Administration, Other	7 - Master's degree	2	Men	0	0	0	0	0	0	0	0	0	0	
			Women	0	0	0	0	0	0	0	0	0	0	
			Total	0	0	0	0	0	0	0	0	0	0	No
51.2201 Public Health, General	5 - Bachelor's degree	1	Men	1	2	0	5	0	0	9	2	0	19	
			Women	6	22	1	48	8	0	64	13	2	164	
			Total	7	24	1	53	8	0	73	15	2	183	No
51.2201 Public Health, General	7 - Master's degree	1	Men	1	1	0	1	0	0	10	0	1	14	
			Women	1	7	0	12	2	0	32	8	2	64	
			Total	2	8	0	13	2	0	42	8	3	78	No
51.2201 Public Health, General	17 - Doctor's degree - research / scholarship	1	Men	0	1	0	0	0	0	0	0	0	1	
			Women	0	1	0	0	0	0	3	0	0	4	
			Total	0	2	0	0	0	0	3	0	0	5	No
51.2201 Public Health, General	5 - Bachelor's degree	2	Men	0	0	0	2	0	0	0	0	0	2	
			Women	0	0	0	4	1	0	1	0	1	7	
			Total	0	0	0	6	1	0	1	0	1	9	No
51.2201 Public Health, General	7 - Master's degree	2	Men	0	0	0	0	0	0	0	0	0	0	
			Women	0	0	0	0	0	0	0	0	0	0	
			Total	0	0	0	0	0	0	0	0	0	0	No
51.2201 Public Health, General	17 - Doctor's degree - research / scholarship	2	Men	0	0	0	0	0	0	0	0	0	0	
			Women	0	0	0	0	0	0	0	0	0	0	
			Total	0	0	0	0	0	0	0	0	0	0	No
51.2202 Environmental Health	5 - Bachelor's degree	1	Men	0	0	0	4	1	0	2	2	0	9	
			Women	0	2	0	6	0	0	8	2	1	19	
			Total	0	2	0	10	1	0	10	4	1	28	No
51.2202 Environmental Health	7 - Master's degree	1	Men	0	0	0	0	0	0	1	0	0	1	
			Women	1	1	0	3	0	0	11	0	0	16	
			Total	1	1	0	3	0	0	12	0	0	17	No
51.2202			Men	0	1	0	0	0	0	2	0	0	3	

[illegible]

CIPCODE	Award Level	Major	Gender	Non Resident Alien	Hispanic / Latino	American Indian or Alaska Native	Asian	Black or African American	Native Hawaiian or Other Pacific Islander	White	Two or more Races	Race/ ethnicity unknown	Total	distance education program
International Public Health/International Health	7 - Master's degree		Women	0	0	0	0	0	0	0	0	0	0	
			Total	0	0	0	0	0	0	0	0	0	0	No
51.2210 International Public Health/International Health	17 - Doctor's degree - research / scholarship	2	Men	0	0	0	0	0	0	0	0	0	0	
			Women	0	0	0	0	0	0	0	0	0	0	
			Total	0	0	0	0	0	0	0	0	0	0	No
51.2211 Health Services Administration	7 - Master's degree	1	Men	0	0	0	0	0	0	0	0	0	0	
			Women	0	0	0	0	0	0	0	0	0	0	
			Total	0	0	0	0	0	0	0	0	0	0	No
51.2211 Health Services Administration	7 - Master's degree	2	Men	0	0	0	0	0	0	0	0	0	0	
			Women	0	0	0	0	0	0	0	0	0	0	
			Total	0	0	0	0	0	0	0	0	0	0	No
51.2299 Public Health, Other	7 - Master's degree	1	Men	0	0	0	0	0	0	3	1	0	4	
			Women	1	0	0	0	0	0	1	0	0	2	
			Total	1	0	0	0	0	0	4	1	0	6	No
51.2299 Public Health, Other	17 - Doctor's degree - research / scholarship	1	Men	0	0	0	0	0	0	2	0	0	2	
			Women	0	1	0	2	0	0	7	0	0	10	
			Total	0	1	0	2	0	0	9	0	0	12	No
51.2299 Public Health, Other	7 - Master's degree	2	Men	0	0	0	0	0	0	0	0	0	0	
			Women	0	0	0	0	0	0	0	0	0	0	
			Total	0	0	0	0	0	0	0	0	0	0	No
51.2299 Public Health, Other	17 - Doctor's degree - research / scholarship	2	Men	0	0	0	0	0	0	0	0	0	0	
			Women	0	0	0	0	0	0	0	0	0	0	
			Total	0	0	0	0	0	0	0	0	0	0	No
51.2306 Occupational Therapy/Therapist	5 - Bachelor's degree	1	Men	0	0	0	0	0	0	0	0	0	0	
			Women	0	0	0	0	0	0	0	0	0	0	
			Total	0	0	0	0	0	0	0	0	0	0	No
51.2306 Occupational Therapy/Therapist	7 - Master's degree	1	Men	0	0	0	0	0	0	2	3	0	5	
			Women	0	1	0	1	0	0	16	1	0	19	
			Total	0	1	0	1	0	0	18	4	0	24	No
51.2306 Occupational Therapy/Therapist	5 - Bachelor's degree	2	Men	0	0	0	0	0	0	0	0	0	0	
			Women	0	0	0	0	0	0	0	0	0	0	
			Total	0	0	0	0	0	0	0	0	0	0	No
51.2306 Occupational Therapy/Therapist	7 - Master's degree	2	Men	0	0	0	0	0	0	0	0	0	0	
			Women	0	0	0	0	0	0	0	0	0	0	
			Total	0	0	0	0	0	0	0	0	0	0	No
51.2307 Orthotist/Prosthetist	5 - Bachelor's degree	1	Men	0	0	0	0	0	0	0	0	0	0	
			Women	0	0	0	0	0	0	0	0	0	0	
			Total	0	0	0	0	0	0	0	0	0	0	No
51.2307 Orthotist/Prosthetist	7 - Master's degree	1	Men	0	1	0	1	0	0	4	0	0	6	
			Women	0	0	0	0	0	0	5	0	1	6	
			Total	0	1	0	1	0	0	9	0	1	12	No
51.2307 Orthotist/Prosthetist	5 - Bachelor's degree	2	Men	0	0	0	0	0	0	0	0	0	0	
			Women	0	0	0	0	0	0	0	0	0	0	
			Total	0	0	0	0	0	0	0	0	0	0	No





[illegible]



[illegible]

CIPCODE	Award Level	Major	Gender	Non Resident Alien	Hispanic / Latino	American Indian or Alaska Native	Asian	Black or African American	Native Hawaiian or Other Pacific Islander	White	Two or more Races	Race/ ethnicity unknown	Total	distance education program
Transportation/Mobility Management	5 - Bachelor's degree		Women	0	0	0	0	0	0	0	0	0	0	
			Total	0	0	0	0	0	0	0	0	0	0	No
52.0299 Business Administration, Management and Operations, Other	7 - Master's degree	1	Men	0	0	0	0	0	0	0	0	0	0	
			Women	0	0	0	0	0	0	0	0	0	0	
			Total	0	0	0	0	0	0	0	0	0	0	No
52.0299 Business Administration, Management and Operations, Other	7 - Master's degree	2	Men	0	0	0	0	0	0	0	0	0	0	
			Women	0	0	0	0	0	0	0	0	0	0	
			Total	0	0	0	0	0	0	0	0	0	0	No
52.0301 Accounting	5 - Bachelor's degree	1	Men	9	9	0	13	2	0	45	4	1	83	
			Women	23	2	1	29	0	0	45	4	1	105	
			Total	32	11	1	42	2	0	90	8	2	188	No
52.0301 Accounting	7 - Master's degree	1	Men	2	0	0	2	1	0	16	3	0	24	
			Women	6	3	0	4	0	0	15	1	1	30	
			Total	8	3	0	6	1	0	31	4	1	54	No
52.0301 Accounting	5 - Bachelor's degree	2	Men	0	0	0	0	0	0	0	0	0	0	
			Women	0	0	0	0	0	0	0	0	0	0	
			Total	0	0	0	0	0	0	0	0	0	0	No
52.0301 Accounting	7 - Master's degree	2	Men	0	0	0	0	0	0	0	0	0	0	
			Women	0	0	0	0	0	0	0	0	0	0	
			Total	0	0	0	0	0	0	0	0	0	0	No
52.0303 Auditing	7 - Master's degree	1	Men	1	1	0	3	2	0	19	1	0	27	
			Women	1	0	0	2	0	0	20	0	0	23	
			Total	2	1	0	5	2	0	39	1	0	50	No
52.0303 Auditing	7 - Master's degree	2	Men	0	0	0	0	0	0	0	0	0	0	
			Women	0	0	0	0	0	0	0	0	0	0	
			Total	0	0	0	0	0	0	0	0	0	0	No
52.0701 Entrepreneurship/Entrepreneurial Studies	5 - Bachelor's degree	1	Men	1	2	1	4	0	0	10	4	0	22	
			Women	2	0	0	7	0	0	7	2	0	18	
			Total	3	2	1	11	0	0	17	6	0	40	No
52.0701 Entrepreneurship/Entrepreneurial Studies	5 - Bachelor's degree	2	Men	0	0	0	0	0	0	0	0	0	0	
			Women	0	0	0	0	0	0	0	0	0	0	
			Total	0	0	0	0	0	0	0	0	0	0	No
52.0801 Finance, General	5 - Bachelor's degree	1	Men	10	8	0	39	1	1	73	6	2	140	
			Women	15	2	0	21	1	0	33	5	1	78	
			Total	25	10	0	60	2	1	106	11	3	218	No
52.0801 Finance, General	7 - Master's degree	1	Men	0	0	0	0	0	0	0	0	0	0	
			Women	0	0	0	0	0	0	0	0	0	0	
			Total	0	0	0	0	0	0	0	0	0	0	No
52.0801 Finance, General	5 - Bachelor's degree	2	Men	4	5	0	4	0	0	16	4	0	33	
			Women	7	0	0	5	0	0	5	1	0	18	
			Total	11	5	0	9	0	0	21	5	0	51	No
52.0801 Finance, General	7 - Master's degree	2	Men	0	0	0	0	0	0	0	0	0	0	
			Women	0	0	0	0	0	0	0	0	0	0	
			Total	0	0	0	0	0	0	0	0	0	0	No

CIPCODE	Award Level	Major	Gender	Non Resident Alien	Hispanic / Latino	American Indian or Alaska Native	Asian	Black or African American	Native Hawaiian or Other Pacific Islander	White	Two or more Races	Race/ ethnicity unknown	Total	distance education program
52.1001 Human Resources Management/Personnel Administration, General	5 - Bachelor's degree	1	Men	1	0	0	0	1	0	3	1	0	6	
			Women	4	1	0	7	0	1	8	3	2	26	
			Total	5	1	0	7	1	1	11	4	2	32	No
52.1001 Human Resources Management/Personnel Administration, General	5 - Bachelor's degree	2	Men	0	0	0	0	0	0	0	0	0	0	
			Women	0	0	0	1	0	0	1	0	0	2	
			Total	0	0	0	1	0	0	1	0	0	2	No
52.1101 International Business/Trade/Commerce	7 - Master's degree	1	Men	0	0	0	0	0	0	0	0	0	0	
			Women	0	0	0	0	0	0	0	0	0	0	
			Total	0	0	0	0	0	0	0	0	0	0	No
52.1101 International Business/Trade/Commerce	7 - Master's degree	2	Men	0	0	0	0	0	0	0	0	0	0	
			Women	0	0	0	0	0	0	0	0	0	0	
			Total	0	0	0	0	0	0	0	0	0	0	No
52.1201 Management Information Systems, General	5 - Bachelor's degree	1	Men	1	4	0	7	1	0	13	1	0	27	
			Women	1	1	0	18	2	0	8	3	0	33	
			Total	2	5	0	25	3	0	21	4	0	60	No
52.1201 Management Information Systems, General	7 - Master's degree	1	Men	0	0	0	0	0	0	0	0	0	0	
			Women	0	0	0	0	0	0	0	0	0	0	
			Total	0	0	0	0	0	0	0	0	0	0	No
52.1201 Management Information Systems, General	5 - Bachelor's degree	2	Men	1	4	0	15	2	0	13	4	1	40	
			Women	7	1	1	10	0	0	6	3	0	28	
			Total	8	5	1	25	2	0	19	7	1	68	No
52.1201 Management Information Systems, General	7 - Master's degree	2	Men	0	0	0	0	0	0	0	0	0	0	
			Women	0	0	0	0	0	0	0	0	0	0	
			Total	0	0	0	0	0	0	0	0	0	0	No
52.1301 Management Science	5 - Bachelor's degree	1	Men	0	1	0	5	1	1	4	1	0	13	
			Women	0	0	0	2	0	0	4	0	0	6	
			Total	0	1	0	7	1	1	8	1	0	19	No
52.1301 Management Science	7 - Master's degree	1	Men	0	0	0	0	0	0	0	0	0	0	
			Women	0	0	0	0	0	0	0	0	0	0	
			Total	0	0	0	0	0	0	0	0	0	0	No
52.1301 Management Science	5 - Bachelor's degree	2	Men	2	3	0	8	0	0	15	2	0	30	
			Women	5	0	0	17	1	0	8	1	0	32	
			Total	7	3	0	25	1	0	23	3	0	62	No
52.1301 Management Science	7 - Master's degree	2	Men	0	0	0	0	0	0	0	0	0	0	
			Women	0	0	0	0	0	0	0	0	0	0	
			Total	0	0	0	0	0	0	0	0	0	0	No
52.1401 Marketing/Marketing Management, General	5 - Bachelor's degree	1	Men	2	5	0	11	1	0	19	3	0	41	
			Women	5	7	1	19	1	0	33	2	0	68	
			Total	7	12	1	30	2	0	52	5	0	109	No
52.1401 Marketing/Marketing Management, General	7 - Master's degree	1	Men	0	0	0	0	0	0	0	0	0	0	
			Women	0	0	0	0	0	0	0	0	0	0	
			Total	0	0	0	0	0	0	0	0	0	0	No
52.1401 Marketing/Marketing Management, General	5 - Bachelor's degree	2	Men	4	2	0	6	0	0	7	0	0	19	
			Women	4	3	0	14	1	0	13	5	2	42	

CIPCODE	Award Level	Major	Gender	Non Resident Alien	Hispanic / Latino	American Indian or Alaska Native	Asian	Black or African American	Native Hawaiian or Other Pacific Islander	White	Two or more Races	Race/ ethnicity unknown	Total	distance education program
			Total	8	5	0	20	1	0	20	5	2	61	No
52.1401	7 - Master's degree	2	Men	0	0	0	0	0	0	0	0	0	0	
Women			0	0	0	0	0	0	0	0	0	0	0	
Total			0	0	0	0	0	0	0	0	0	0	0	No
52.2001	5 - Bachelor's degree	1	Men	0	0	0	0	0	0	0	0	0	0	
Women			0	0	0	0	0	0	0	0	0	0	0	
Total			0	0	0	0	0	0	0	0	0	0	0	No
52.2001	5 - Bachelor's degree	2	Men	0	0	0	0	0	0	0	0	0	0	
Women			0	0	0	0	0	0	0	0	0	0	0	
Total			0	0	0	0	0	0	0	0	0	0	0	No
54.0101	5 - Bachelor's degree	1	Men	1	4	0	4	1	0	34	4	0	48	
Women			1	2	0	1	2	0	30	6	0	42		
Total			2	6	0	5	3	0	64	10	0	90	No	
54.0101	7 - Master's degree	1	Men	2	0	0	0	0	0	3	0	0	5	
Women			0	0	0	0	0	0	0	0	0	0	0	
Total			2	0	0	0	0	0	3	0	0	0	5	No
54.0101	17 - Doctor's degree - research / scholarship	1	Men	0	0	0	1	0	0	2	0	0	3	
Women			0	0	0	0	0	0	0	0	0	0	0	
Total			0	0	0	1	0	0	2	0	0	0	3	No
54.0101	5 - Bachelor's degree	2	Men	0	1	0	0	1	0	7	0	0	9	
Women			1	0	0	0	0	0	7	0	0	8		
Total			1	1	0	0	1	0	14	0	0	17	No	
54.0101	7 - Master's degree	2	Men	0	0	0	0	0	0	0	0	0	0	
Women			0	0	0	0	0	0	0	0	0	0	0	
Total			0	0	0	0	0	0	0	0	0	0	0	No
54.0101	17 - Doctor's degree - research / scholarship	2	Men	0	0	0	0	0	0	0	0	0	0	
Women			0	0	0	0	0	0	0	0	0	0	0	
Total			0	0	0	0	0	0	0	0	0	0	0	No
54.0104	5 - Bachelor's degree	1	Men	0	0	0	0	0	0	0	0	0	0	
Women			0	0	0	0	0	0	1	0	0	1		
Total			0	0	0	0	0	0	0	1	0	0	1	No
54.0104	5 - Bachelor's degree	2	Men	0	0	0	0	0	0	0	0	0	0	
Women			0	0	0	0	0	0	0	0	0	0	0	
Total			0	0	0	0	0	0	0	0	0	0	0	No
54.0199	5 - Bachelor's degree	1	Men	1	1	0	4	0	1	13	1	3	24	
Women			0	5	1	6	0	0	22	2	3	39		
Total			1	6	1	10	0	1	35	3	6	63	No	
54.0199	7 - Master's degree	1	Men	0	0	0	0	0	0	0	0	0	0	
Women			0	0	0	0	0	0	1	1	1	3		
Total			0	0	0	0	0	0	0	1	1	1	3	No
54.0199	5 - Bachelor's degree	2	Men	0	0	0	0	0	0	3	0	0	3	
Women			0	1	0	0	0	0	1	0	0	2		
Total			0	1	0	0	0	0	4	0	0	5	No	
54.0199		2	Men	0	0	0	0	0	0	0	0	0	0	

[illegible]

**Completions: total by first major**

99.0000 Summary Grand Totals	Award Level	Nonresi- dent alien	Hispanic Latino	American Indian or Alaska Native	Asian	Black or African American	Native Hawaiian or Other Pacific Islander	White	Two or more Races	Race/ ethnicity unknown	Total	PY Total
<b>Bachelor's degree</b>	<b>5</b>											
Men		446	218	12	768	73	23	1617	208	76	3441	3414
Women		646	317	24	1013	120	22	1835	281	73	4331	4077
<b>Total</b>		1092	535	36	1781	193	45	3452	489	149	7772	7491
<b>Master's degree</b>	<b>7</b>											
Men		360	78	5	149	43	2	953	64	44	1698	1689
Women		303	126	9	219	48	3	1047	95	40	1890	1917
<b>Total</b>		663	204	14	368	91	5	2000	159	84	3588	3606
<b>Post-Master's certificates</b>	<b>8</b>											
Men		0	0	0	0	0	0	1	0	0	1	3
Women		0	1	0	0	0	0	8	0	0	9	11
<b>Total</b>		0	1	0	0	0	0	9	0	0	10	14
<b>Doctor's degree - research / scholarship</b>	<b>17</b>											
Men		81	16	1	20	9	0	165	1	21	314	352
Women		49	19	3	39	7	2	166	1	32	318	335
<b>Total</b>		130	35	4	59	16	2	331	2	53	632	687
<b>Doctor's degree - professional practice</b>	<b>18</b>											
Men		3	13	1	43	2	1	157	11	9	240	263
Women		2	12	1	62	5	0	164	14	18	278	291
<b>Total</b>		5	25	2	105	7	1	321	25	27	518	554
<b>Doctor's degree - Other</b>	<b>19</b>											
Men		0	2	0	0	1	0	28	1	1	33	43
Women		4	9	1	6	5	0	80	6	2	113	111
<b>Total</b>		4	11	1	6	6	0	108	7	3	146	154



99.0000 Summary Grand Totals	Award Level	Nonresi- dent alien	Hispanic Latino	American Indian or Alaska Native	Asian	Black or African American	Native Hawaiian or Other Pacific Islander	White	Two or more Races	Race/ ethnicity unknown	Total	PY Total
Men		0	0	0	0	0	0	0	0	0	0	0
Women		0	0	0	0	0	0	0	0	0	0	0
<b>Total</b>		0	0	0	0	0	0	0	0	0	0	0
<b>Doctor's degree - Other</b>	<b>19</b>											
Men		0	0	0	0	0	0	0	0	0	0	0
Women		0	0	0	0	0	0	0	0	0	0	0
<b>Total</b>		0	0	0	0	0	0	0	0	0	0	0

Grand Total Men		57	33	0	70	7	1	166	29	2	365	354
Grand Total Women		111	35	4	124	11	1	197	26	8	517	498
Grand Total		168	68	4	194	18	2	363	55	10	882	852

PY Grand Total Men		42	24	4	76	3	1	179	15	10		354
PY Grand Total Women		98	24	8	123	6	2	204	20	13		498
PY Grand Total		140	48	12	199	9	3	383	35	23		852



## All Completers

Institutions must report the following information. (Some data will be pre-populated from the completions by CIP code data.)

## All Completers

Number of students by gender and race and ethnicity earning an award between July 1, 2015 and June 30, 2016. Count each student only once, regardless of how many awards he/she earned. The intent of this screen is to collect an unduplicated count of total numbers of *completers*.

- Report Hispanic/Latino individuals of any race as Hispanic/Latino
- Report race for non-Hispanic/Latino individuals only

	Men		Women		Total Students
	Number of Students	Total Awards	Number of Students	Total Awards	
<u>Nonresident alien</u>	876	890	981	1,004	1,857
<u>Hispanic/Latino</u>	320	327	471	484	791
<u>American Indian or Alaska Native</u>	19	19	37	38	56
<u>Asian</u>	952	980	1,295	1,339	2,247
<u>Black or African American</u>	128	128	183	185	311
<u>Native Hawaiian or Other Pacific Islander</u>	26	26	26	27	52
<u>White</u>	2,852	2,921	3,232	3,300	6,084
<u>Two or more races</u>	281	285	382	397	663
<u>Race and ethnicity unknown</u>	145	151	159	165	304
<b>TOTAL</b>	5,599	5,727	6,766	6,939	12,365
<b>PY TOTAL</b>	5,619		6,575		12,194

## Completers by Level

Institutions must report the following information. This screen will be shown for each of the following award categories for which completions have been reported:

- Less than 1-year certificates
- At least 1 but less than 4-year certificates
- Associate's degrees
- Bachelor's degrees
- Master's degrees
- Doctor's degrees
- Postbaccalaureate and post-master's certificates

## Bachelor's degrees

Number of students by gender, by race and ethnicity, and by age earning this award between July 1, 2015 and June 30, 2016. Each student should be counted once per award level. For example, if a student earned a master's degree and a doctor's degree, he/she should be counted once in master's and once in doctor's. A student earning two master's degrees should be counted only once.

- Report Hispanic/Latino individuals of any race as Hispanic/Latino
- Report race for non-Hispanic/Latino individuals only


	Number of Students	Total Awards
<b>By Gender</b>		
Men	3,335	3,441
Women	4,184	4,331
<b>TOTAL</b>	7,519	7,772
<b>PY TOTAL</b>	7,230	

## By Race/Ethnicity

<u>Nonresident alien</u>	1,061	1,092
<u>Hispanic/Latino</u>	515	535
<u>American Indian or Alaska Native</u>	36	36
<u>Asian</u>	1,714	1,781
<u>Black or African American</u>	191	193
<u>Native Hawaiian or Other Pacific Islander</u>	44	45

<u>White</u>	<input type="text" value="3,349"/>	3,452
Two or more races	<input type="text" value="471"/>	489
<u>Race and ethnicity unknown</u>	<input type="text" value="138"/>	149
<b>TOTAL</b>	7,519	7,772

--

 <b>By Age</b>		
Under 18	<input type="text" value="1"/>	
18-24	<input type="text" value="6,260"/>	
25-39	<input type="text" value="1,124"/>	
40 and Above	<input type="text" value="134"/>	
Age Unknown	<input type="text" value="0"/>	
<b>TOTAL</b>	7,519	7,772

Completers by Level

Institutions must report the following information. This screen will be shown for each of the following award categories for which completions have been reported:

- Less than 1-year certificates
- At least 1 but less than 4-year certificates
- Associate's degrees
- Bachelor's degrees
- Master's degrees
- Doctor's degrees
- Postbaccalaureate and post-master's certificates

Master's degrees

Number of students by gender, by race and ethnicity, and by age earning this award between July 1, 2015 and June 30, 2016. Each student should be counted once per award level. For example, if a student earned a master's degree and a doctor's degree, he/she should be counted once in master's and once in doctor's. A student earning two master's degrees should be counted only once.

- Report Hispanic/Latino individuals of any race as Hispanic/Latino
- Report race for non-Hispanic/Latino individuals only


	Number of Students	Total Awards
By Gender		
Men	1,685	1,698
Women	1,876	1,890
TOTAL	3,561	3,588
PY TOTAL	3,570	

By Race/Ethnicity

Nonresident alien	659	663
Hispanic/Latino	204	204
American Indian or Alaska Native	14	14
Asian	366	368
Black or African American	91	91
Native Hawaiian or Other Pacific Islander	5	5

<u>White</u>	<input type="text" value="1,979"/>	2,000
Two or more races	<input type="text" value="159"/>	159
<u>Race and ethnicity unknown</u>	<input type="text" value="84"/>	84
<b>TOTAL</b>	3,561	3,588

--

 <b>By Age</b>		
Under 18	<input type="text" value="0"/>	
18-24	<input type="text" value="689"/>	
25-39	<input type="text" value="2,533"/>	
40 and Above	<input type="text" value="339"/>	
Age Unknown	<input type="text" value="0"/>	
<b>TOTAL</b>	3,561	3,588

Completers by Level

Institutions must report the following information. This screen will be shown for each of the following award categories for which completions have been reported:

- Less than 1-year certificates
- At least 1 but less than 4-year certificates
- Associate's degrees
- Bachelor's degrees
- Master's degrees
- Doctor's degrees
- Postbaccalaureate and post-master's certificates

Doctor's degrees


Number of students by gender, by race and ethnicity, and by age earning this award between July 1, 2015 and June 30, 2016. Each student should be counted once per award level. For example, if a student earned a master's degree and a doctor's degree, he/she should be counted once in master's and once in doctor's. A student earning two master's degrees should be counted only once.

- Report Hispanic/Latino individuals of any race as Hispanic/Latino
- Report race for non-Hispanic/Latino individuals only

	Number of Students	Total Awards
By Gender		
Men	586	587
Women	707	709
TOTAL	1,293	1,296
PY TOTAL	1,394	
By Race/Ethnicity		
Nonresident alien	138	139
Hispanic/Latino	71	71
American Indian or Alaska Native	7	7
Asian	169	170
Black or African American	29	29
Native Hawaiian or Other Pacific Islander	3	3

<u>White</u>	<input type="text" value="759"/>	760
Two or more races	<input type="text" value="34"/>	34
<u>Race and ethnicity unknown</u>	<input type="text" value="83"/>	83
<b>TOTAL</b>	1,293	1,296

--

 <b>By Age</b>		
Under 18	<input type="text" value="0"/>	
18-24	<input type="text" value="18"/>	
25-39	<input type="text" value="1,186"/>	
40 and Above	<input type="text" value="89"/>	
Age Unknown	<input type="text" value="0"/>	
<b>TOTAL</b>	1,293	1,296

Completers by Level

Institutions must report the following information. This screen will be shown for each of the following award categories for which completions have been reported:

- Less than 1-year certificates
- At least 1 but less than 4-year certificates
- Associate's degrees
- Bachelor's degrees
- Master's degrees
- Doctor's degrees
- Postbaccalaureate and post-master's certificates

Postbaccalaureate and post-master's certificates

Number of students by gender, by race and ethnicity, and by age earning this award between July 1, 2015 and June 30, 2016. Each student should be counted once per award level. For example, if a student earned a master's degree and a doctor's degree, he/she should be counted once in master's and once in doctor's. A student earning two master's degrees should be counted only once.


- Report Hispanic/Latino individuals of any race as Hispanic/Latino
- Report race for non-Hispanic/Latino individuals only

	Number of Students	Total Awards
By Gender		
Men	<input type="text" value="1"/>	1
Women	<input type="text" value="9"/>	9
TOTAL	10	10
PY TOTAL	14	
By Race/Ethnicity		
Nonresident alien	<input type="text" value="0"/>	0
Hispanic/Latino	<input type="text" value="1"/>	1
American Indian or Alaska Native	<input type="text" value="0"/>	0
Asian	<input type="text" value="0"/>	0
Black or African American	<input type="text" value="0"/>	0
Native Hawaiian or Other Pacific Islander	<input type="text" value="0"/>	0



<u>White</u>	<input type="text" value="9"/>	9
Two or more races	<input type="text" value="0"/>	0
<u>Race and ethnicity unknown</u>	<input type="text" value="0"/>	0
<b>TOTAL</b>	10	10

--

 <b>By Age</b>		
Under 18	<input type="text" value="0"/>	
18-24	<input type="text" value="1"/>	
25-39	<input type="text" value="9"/>	
40 and Above	<input type="text" value="0"/>	
Age Unknown	<input type="text" value="0"/>	
<b>TOTAL</b>	10	10

## Summary

IPEDS collects important information regarding your institution. All data reported in IPEDS survey components become available in the IPEDS Data Center and appear as aggregated data in various Department of Education reports. Additionally, some of the reported data appears specifically for your institution through the College Navigator website and is included in your institution's Data Feedback Report (DFR). The purpose of this summary is to provide you an opportunity to view some of the data that, when accepted through the IPEDS quality control process, will appear on the College Navigator website and/or your DFR. College Navigator is updated approximately three months after the data collection period closes and Data Feedback Reports will be available through the [Data Center](#) and sent to your institution's CEO in November 2016.

Please review your data for accuracy. If you have questions about the data displayed below after reviewing the data reported on the survey screens, please contact the IPEDS Help Desk at: 1-877-225-2568 or [ipedshelp@rti.org](mailto:ipedshelp@rti.org).

## Summary of Completions Data

Award Level	Number of Completions	
	1 <sup>st</sup> major	2 <sup>nd</sup> major
<u>Bachelors degree or equivalent</u>	7,772	882
<u>Master's degree</u>	3,588	0
<u>Post-master's certificate</u>	10	0
<u>Doctor's degree - research/scholarship</u>	632	0
<u>Doctor's degree - professional practice</u>	518	0
<u>Doctor's degree - other</u>	146	0
Total number of degrees and certificates	12,666	

## Summary of Completers Data

	Number of Students		
	Men	Women	Total
All Completers	5,599	6,766	12,365

## Completions

## University of Washington-Seattle Campus (236948)

Source	Description	Severity	Resolved	Options
<b>Global Edits</b>				
Perform Edits	Current year completions (19) are outside the expected range when compared to completions reported in the prior year (35) for: Women, 2-digit field (5), award level (7). Please correct your data or explain. (Error #10505)	Explanation	Yes	
Reason:	We have seen a steady decline in enrollments for International Studies over the past six years.			
Perform Edits	Current year completions (1) are outside the expected range when compared to completions reported in the prior year (19) for: Men, 2-digit field (16), award level (7). Please correct your data or explain. (Error #10503)	Explanation	Yes	
Reason:	We are seeing an overall trend in declining enrollments and completions in humanities programs across the university.			
Perform Edits	Current year completions (82) are outside the expected range when compared to completions reported in the prior year (54) for: Women, 2-digit field (30), award level (7). Please correct your data or explain. (Error #10506)	Explanation	Yes	
Reason:	After consultation with our College of Education, we realized that we had previously incorrectly coded a Master's degree as a baccalaureate degree in CIP 13. Thus, this dramatic change is a function of corrected coding.			
Perform Edits	Current year completions (6) are outside the expected range when compared to completions reported in the prior year (22) for: Women, 2-digit field (42), award level (7). Please correct your data or explain. (Error #10505)	Explanation	Yes	
Reason:	This is an accurate decrease. The cohort size is small and can seem to shift drastically year to year.			
Perform Edits	Current year completions (18) are outside the expected range when compared to completions reported in the prior year (35) for: Women, 2-digit field (50), award level (7). Please correct your data or explain. (Error #10505)	Explanation	Yes	
Reason:	The cohort size is small; thus, the number of graduates may change dramatically from year to year.			