

Institution: University of Washington-Tacoma Campus (377564) User ID: 88G2561

Completions Overview

Welcome to the IPEDS Completions survey component. The Completions component is one of several IPEDS components that is conducted during the Fall data collection period. It collects the number of degrees and certificates awarded by field of study, level of award, race/ethnicity, and gender. The reporting period for the Completions component is during the 12-month time period beginning July 1 of the previous calendar year and ending June 30 of the current calendar year; therefore, for this year's Completions component, the reporting period is between July 1, 2015 and June 30, 2016. The Completions component is also collecting the number of students (e.g., completers) who earned awards between July 1, 2015 and June 30, 2016.

Completions Common Errors

Some common completions component errors include the following:

- Including award levels on your current year Completions that were not reported on your previous year's (PY) Institutional Characteristics (IC). [Award levels in the PY IC component cannot be changed; therefore, contact the IPEDS Help Desk at 1-877-225-2568 if you need assistance.]
- Forgetting to select CIP codes for new programs of study that are offered by the institution, but do not have completions for the reporting period.
- Forgetting to enter in zero in at least one of the cells for CIP codes that do not have completions.

Recent Changes

- The following question on **distance education** has been added to the bottom of each individual "CIP Data" screen:
"Is this program offered as a distance education program?"
- The following two screens, which collect data specifically on students were added to this component, beginning in the 2013-14 survey year:
 - **"All Completers"** - Collects the number of students who earned an award between July 1, 2015 and June 30, 2016 by gender and race/ethnicity. (The intent of this screen is to collect an **unduplicated count** of total numbers of completers.)
 - **"Completers by Level"** - Collects the number of students who earned an award between July 1, 2015 and June 30, 2016 by award level and 1) by gender; 2) by race/ethnicity; and 3) by age.
- The definition for Post-baccalaureate Certificate has changed slightly for the 2016-17 collection. The new definition is as follows: **An award that requires completion of an organized program of study beyond the bachelor's. It is designed for persons who have completed a baccalaureate degree, but does not meet the requirements of a master's degree.**

NOTE: Even though Teacher Preparation certificate programs may require a bachelor's degree for admission, they are considered sub-baccalaureate undergraduate programs, and students in these programs are undergraduate students.

General Information

CIP Codes:

The [CIP 2010 Website](#) includes a list of new CIP codes, a list of deleted CIP codes, a list of moved CIP Codes, and an online crosswalk of the 2000 CIP and 2010 CIP.

The Resources Page of the CIP 2010 website contains many valuable resources including:

- CIP 2010 Manual and copies of previous editions of the CIP Manual
- Crosswalk between the 2000 CIP codes and the 2010 CIP codes in Excel format

Keep in mind that some information provided by institutions on the Completions component appear in the [College Navigator](#), which is a major tool used by consumers searching for information about postsecondary education. It is therefore vitally important that you include accurate information about your institution.

Survey materials can be downloaded using the following link: [Survey Materials](#).

The prior year revision system can be accessed using the following link: [Prior Year Revision System](#)

Completions CIP Data

CIPCODE	Award Level	Major	Gender	Non Resident Alien	Hispanic / Latino	American Indian or Alaska Native	Asian	Black or African American	Native Hawaiian or Other Pacific Islander	White	Two or more Races	Race/ ethnicity unknown	Total	distance education program
03.0103 Environmental Studies	5 - Bachelor's degree	1	Men	0	0	0	0	0	0	5	0	2	7	
			Women	0	1	0	0	0	0	5	2	1	9	
			Total	0	1	0	0	0	10	2	3	16	No	
03.0103 Environmental Studies	5 - Bachelor's degree	2	Men	0	0	0	0	0	0	1	0	0	1	
			Women	0	0	0	0	0	0	0	0	0	0	
			Total	0	0	0	0	0	1	0	0	1	No	
03.0104 Environmental Science	5 - Bachelor's degree	1	Men	0	0	0	3	0	0	5	0	1	9	
			Women	0	2	0	7	1	1	15	6	1	33	
			Total	0	2	0	10	1	1	20	6	2	42	No
03.0104 Environmental Science	5 - Bachelor's degree	2	Men	0	0	0	0	0	0	0	0	0	0	
			Women	0	0	0	0	0	0	1	0	0	1	
			Total	0	0	0	0	0	1	0	0	1	No	
04.0301 City/Urban, Community and Regional Planning	7 - Master's degree	1	Men	0	0	0	0	0	0	0	0	0	0	
			Women	0	0	0	0	0	0	0	0	0	0	
			Total	0	0	0	0	0	0	0	0	0	0	No
04.0301 City/Urban, Community and Regional Planning	7 - Master's degree	2	Men	0	0	0	0	0	0	0	0	0	0	
			Women	0	0	0	0	0	0	0	0	0	0	
			Total	0	0	0	0	0	0	0	0	0	0	No
05.0102 American/United States Studies/Civilization	5 - Bachelor's degree	1	Men	0	0	0	0	0	0	1	1	0	2	
			Women	0	0	0	2	0	0	3	0	0	5	
			Total	0	0	0	2	0	4	1	0	7	No	
05.0102 American/United States Studies/Civilization	5 - Bachelor's degree	2	Men	0	0	0	0	0	0	0	0	0	0	
			Women	0	0	0	0	0	0	0	0	0	0	
			Total	0	0	0	0	0	0	0	0	0	0	No
05.0103 Asian Studies/Civilization	5 - Bachelor's degree	1	Men	0	0	0	0	0	0	0	0	0	0	
			Women	0	0	0	0	0	0	0	0	0	0	
			Total	0	0	0	0	0	0	0	0	0	0	No
05.0103 Asian Studies/Civilization	5 - Bachelor's degree	2	Men	0	0	0	0	0	0	0	0	0	0	
			Women	0	0	0	0	0	0	0	0	0	0	
			Total	0	0	0	0	0	0	0	0	0	0	No
05.0299 Ethnic, Cultural Minority, Gender, and Group Studies, Other	5 - Bachelor's degree	1	Men	0	1	0	0	1	0	0	0	0	2	
			Women	0	3	1	2	3	0	5	4	3	21	
			Total	0	4	1	2	4	0	5	4	3	23	No
05.0299 Ethnic, Cultural Minority, Gender, and Group Studies, Other	5 - Bachelor's degree	2	Men	0	0	0	0	0	0	1	1	0	2	
			Women	0	0	0	0	1	0	0	0	0	1	
			Total	0	0	0	0	1	0	1	1	0	3	No
09.0102 Mass Communication/Media Studies	5 - Bachelor's degree	1	Men	4	1	0	5	3	0	25	1	3	42	
			Women	9	8	1	8	8	0	25	11	2	72	
			Total	13	9	1	13	11	0	50	12	5	114	No
09.0102 Mass Communication/Media Studies	5 - Bachelor's degree	2	Men	0	0	0	0	0	0	0	0	0	0	
			Women	0	0	0	0	0	0	2	0	0	2	
			Total	0	0	0	0	0	2	0	0	2	No	
11.0101		1	Men	5	7	0	28	11	0	76	18	6	151	

CIPCODE	Award Level	Major	Gender	Non Resident Alien	Hispanic / Latino	American Indian or Alaska Native	Asian	Black or African American	Native Hawaiian or Other Pacific Islander	White	Two or more Races	Race/ ethnicity unknown	Total	distance education program
Business Administration and Management, General	7 - Master's degree		Women	0	0	0	0	0	0	0	0	0	0	
			Total	0	0	0	0	0	0	0	0	0	0	No
52.0206 Non-Profit/Public/Organizational Management	7 - Master's degree	1	Men	0	0	0	0	0	0	0	0	0	0	
			Women	0	0	0	0	0	0	0	0	0	0	
52.0206 Non-Profit/Public/Organizational Management	7 - Master's degree	2	Total	0	0	0	0	0	0	0	0	0	0	No
			Men	0	0	0	0	0	0	0	0	0	0	
52.0301 Accounting	5 - Bachelor's degree	1	Women	0	0	0	0	0	0	0	0	0	0	
			Total	6	2	1	8	2	1	21	2	1	44	
52.0301 Accounting	7 - Master's degree	1	Women	4	4	1	7	4	0	27	2	1	50	
			Total	10	6	2	15	6	1	48	4	2	94	No
52.0301 Accounting	7 - Master's degree	1	Men	1	0	0	0	2	0	5	1	0	9	
			Women	6	1	0	2	0	0	6	0	0	15	
52.0301 Accounting	5 - Bachelor's degree	2	Total	7	1	0	2	2	0	11	1	0	24	No
			Men	0	0	0	0	0	0	0	0	0	0	
52.0301 Accounting	7 - Master's degree	2	Women	0	0	0	0	0	0	0	0	0	0	
			Total	0	0	0	0	0	0	0	0	0	0	0
52.0801 Finance, General	5 - Bachelor's degree	1	Men	7	1	0	3	0	0	14	2	1	28	
			Women	3	1	0	2	0	0	4	0	0	10	
52.0801 Finance, General	5 - Bachelor's degree	2	Total	10	2	0	5	0	0	18	2	1	38	No
			Men	0	0	0	0	0	0	0	0	0	0	
52.1301 Management Science	5 - Bachelor's degree	1	Women	0	0	0	0	0	0	0	0	0	0	
			Total	0	0	0	0	0	0	0	0	0	0	0
52.1301 Management Science	5 - Bachelor's degree	2	Men	3	2	1	2	0	0	6	0	2	16	
			Women	2	1	0	3	0	0	17	4	0	27	
52.1401 Marketing/Marketing Management, General	5 - Bachelor's degree	1	Total	5	3	1	5	0	0	23	4	2	43	No
			Men	0	0	0	0	0	0	0	0	0	0	
52.1401 Marketing/Marketing Management, General	5 - Bachelor's degree	2	Women	0	0	0	0	0	0	0	0	0	0	
			Total	0	0	0	0	0	0	0	0	0	0	0
54.0101 History, General	5 - Bachelor's degree	1	Men	4	0	0	3	0	0	12	0	2	21	
			Women	1	2	0	0	0	0	8	4	0	15	
54.0101 History, General	5 - Bachelor's degree	2	Total	5	2	0	3	0	0	20	4	2	36	No
			Men	0	0	0	0	0	0	0	0	0	0	
54.0102		1	Women	0	0	0	0	0	0	0	0	0	0	
			Total	0	0	0	0	0	0	0	0	0	0	0
54.0102		1	Men	0	0	0	0	0	1	8	1	1	11	
			Women	0	1	0	0	0	0	0	2	0	0	3

Completions: total by first major

99.0000 Summary Grand Totals	Award Level	Nonresident alien	Hispanic Latino	American Indian or Alaska Native	Asian	Black or African American	Native Hawaiian or Other Pacific Islander	White	Two or more Races	Race/ethnicity unknown	Total	PY Total
Bachelor's degree	5											
Men		43	39	4	99	39	3	293	44	39	603	588
Women		33	81	9	92	48	13	329	73	41	719	706
Total		76	120	13	191	87	16	622	117	80	1322	1294
Master's degree	7											
Men		13	5	1	8	7	0	62	2	2	100	88
Women		22	17	1	12	7	0	87	15	3	164	199
Total		35	22	2	20	14	0	149	17	5	264	287
Doctor's degree - research / scholarship	17											
Men		0	0	0	0	0	0	0	0	0	0	0
Women		0	0	0	0	0	0	0	0	0	0	0
Total		0	0	0	0	0	0	0	0	0	0	0
Doctor's degree - Other	19											
Men		0	0	0	1	0	0	3	0	0	4	0
Women		0	1	0	1	0	0	16	3	0	21	0
Total		0	1	0	2	0	0	19	3	0	25	0

Grand Total Men		56	44	5	108	46	3	358	46	41	707	676
Grand Total Women		55	99	10	105	55	13	432	91	44	904	905
Grand Total		111	143	15	213	101	16	790	137	85	1611	1581

PY Grand Total Men		54	50	9	87	49	6	341	43	37		676
PY Grand Total Women		52	72	11	122	61	5	471	64	47		905
PY Grand Total		106	122	20	209	110	11	812	107	84		1581

Completions: total by second major

99.0000 Summary Grand Totals	Award Level	Nonresident alien	Hispanic Latino	American Indian or Alaska Native	Asian	Black or African American	Native Hawaiian or Other Pacific Islander	White	Two or more Races	Race/ethnicity unknown	Total	PY Total
Bachelor's degree	5											
Men		2	0	0	3	2	0	17	3	2	29	24
Women		1	2	0	3	3	1	12	0	3	25	15
Total		3	2	0	6	5	1	29	3	5	54	39
Master's degree	7											
Men		0	0	0	0	0	0	0	0	0	0	0
Women		0	0	0	0	0	0	0	0	0	0	0
Total		0	0	0	0	0	0	0	0	0	0	0
Doctor's degree - research / scholarship	17											
Men		0	0	0	0	0	0	0	0	0	0	0
Women		0	0	0	0	0	0	0	0	0	0	0
Total		0	0	0	0	0	0	0	0	0	0	0
Doctor's degree - Other	19											
Men		0	0	0	0	0	0	0	0	0	0	0
Women		0	0	0	0	0	0	0	0	0	0	0
Total		0	0	0	0	0	0	0	0	0	0	0

Grand Total Men		2	0	0	3	2	0	17	3	2	29	24
Grand Total Women		1	2	0	3	3	1	12	0	3	25	15
Grand Total		3	2	0	6	5	1	29	3	5	54	39

PY Grand Total Men		2	2	0	5	0	0	13	2	0		24
PY Grand Total Women		0	1	0	3	3	0	5	0	3		15
PY Grand Total		2	3	0	8	3	0	18	2	3		39

All Completers

Institutions must report the following information. (Some data will be pre-populated from the completions by CIP code data.)

All Completers

Number of students by gender and race and ethnicity earning an award between July 1, 2015 and June 30, 2016. Count each student only once, regardless of how many awards he/she earned. The intent of this screen is to collect an unduplicated count of total numbers of *completers*.

- Report Hispanic/Latino individuals of any race as Hispanic/Latino
- Report race for non-Hispanic/Latino individuals only

	Men		Women		Total Students
	Number of Students	Total Awards	Number of Students	Total Awards	
<u>Nonresident alien</u>	56	56	55	55	111
<u>Hispanic/Latino</u>	43	44	99	99	142
<u>American Indian or Alaska Native</u>	4	5	10	10	14
<u>Asian</u>	108	108	104	105	212
<u>Black or African American</u>	46	46	55	55	101
<u>Native Hawaiian or Other Pacific Islander</u>	3	3	13	13	16
<u>White</u>	356	358	431	432	787
<u>Two or more races</u>	46	46	89	91	135
<u>Race and ethnicity unknown</u>	41	41	44	44	85
TOTAL	703	707	900	904	1,603
PY TOTAL	672		904		1,576

Completers by Level

Institutions must report the following information. This screen will be shown for each of the following award categories for which completions have been reported:

- Less than 1-year certificates
- At least 1 but less than 4-year certificates
- Associate's degrees
- Bachelor's degrees
- Master's degrees
- Doctor's degrees
- Postbaccalaureate and post-master's certificates

Bachelor's degrees

Number of students by gender, by race and ethnicity, and by age earning this award between July 1, 2015 and June 30, 2016. Each student should be counted once per award level. For example, if a student earned a master's degree and a doctor's degree, he/she should be counted once in master's and once in doctor's. A student earning two master's degrees should be counted only once.


- Report Hispanic/Latino individuals of any race as Hispanic/Latino
- Report race for non-Hispanic/Latino individuals only

	Number of Students	Total Awards
By Gender		
Men	599	603
Women	715	719
TOTAL	1,314	1,322
PY TOTAL	1,289	

By Race/Ethnicity

<u>Nonresident alien</u>	76	76
<u>Hispanic/Latino</u>	119	120
<u>American Indian or Alaska Native</u>	12	13
<u>Asian</u>	190	191
<u>Black or African American</u>	87	87
<u>Native Hawaiian or Other Pacific Islander</u>	16	16

<u>White</u>	<input type="text" value="619"/>	622
Two or more races	<input type="text" value="115"/>	117
<u>Race and ethnicity unknown</u>	<input type="text" value="80"/>	80
TOTAL	1,314	1,322



By Age

Under 18	<input type="text" value="0"/>	
18-24	<input type="text" value="687"/>	
25-39	<input type="text" value="532"/>	
40 and Above	<input type="text" value="95"/>	
Age Unknown	<input type="text" value="0"/>	
TOTAL	1,314	1,322

Completers by Level

Institutions must report the following information. This screen will be shown for each of the following award categories for which completions have been reported:

- Less than 1-year certificates
- At least 1 but less than 4-year certificates
- Associate's degrees
- Bachelor's degrees
- Master's degrees
- Doctor's degrees
- Postbaccalaureate and post-master's certificates

Master's degrees

Number of students by gender, by race and ethnicity, and by age earning this award between July 1, 2015 and June 30, 2016. Each student should be counted once per award level. For example, if a student earned a master's degree and a doctor's degree, he/she should be counted once in master's and once in doctor's. A student earning two master's degrees should be counted only once.


- Report Hispanic/Latino individuals of any race as Hispanic/Latino
- Report race for non-Hispanic/Latino individuals only


	Number of Students	Total Awards
By Gender		
Men	<input type="text" value="100"/>	100
Women	<input type="text" value="164"/>	164
TOTAL	264	264
PY TOTAL	287	

By Race/Ethnicity

<u>Nonresident alien</u>	<input type="text" value="35"/>	35
<u>Hispanic/Latino</u>	<input type="text" value="22"/>	22
<u>American Indian or Alaska Native</u>	<input type="text" value="2"/>	2
<u>Asian</u>	<input type="text" value="20"/>	20
<u>Black or African American</u>	<input type="text" value="14"/>	14
<u>Native Hawaiian or Other Pacific Islander</u>	<input type="text" value="0"/>	0

<u>White</u>	<input type="text" value="149"/>	149
Two or more races	<input type="text" value="17"/>	17
<u>Race and ethnicity unknown</u>	<input type="text" value="5"/>	5
TOTAL	264	264



 **By Age**

Under 18	<input type="text" value="0"/>	
18-24	<input type="text" value="35"/>	
25-39	<input type="text" value="164"/>	
40 and Above	<input type="text" value="65"/>	
Age Unknown	<input type="text" value="0"/>	
TOTAL	264	264

Completers by Level

Institutions must report the following information. This screen will be shown for each of the following award categories for which completions have been reported:

- Less than 1-year certificates
- At least 1 but less than 4-year certificates
- Associate's degrees
- Bachelor's degrees
- Master's degrees
- Doctor's degrees
- Postbaccalaureate and post-master's certificates

Doctor's degrees

Number of students by gender, by race and ethnicity, and by age earning this award between July 1, 2015 and June 30, 2016. Each student should be counted once per award level. For example, if a student earned a master's degree and a doctor's degree, he/she should be counted once in master's and once in doctor's. A student earning two master's degrees should be counted only once.


- Report Hispanic/Latino individuals of any race as Hispanic/Latino
- Report race for non-Hispanic/Latino individuals only


	Number of Students	Total Awards
By Gender		
Men	<input type="text" value="4"/>	4
Women	<input type="text" value="21"/>	21
TOTAL	25	25
PY TOTAL		

By Race/Ethnicity

<u>Nonresident alien</u>	<input type="text" value="0"/>	0
<u>Hispanic/Latino</u>	<input type="text" value="1"/>	1
<u>American Indian or Alaska Native</u>	<input type="text" value="0"/>	0
<u>Asian</u>	<input type="text" value="2"/>	2
<u>Black or African American</u>	<input type="text" value="0"/>	0
<u>Native Hawaiian or Other Pacific Islander</u>	<input type="text" value="0"/>	0

<u>White</u>	<input type="text" value="19"/>	19
Two or more races	<input type="text" value="3"/>	3
<u>Race and ethnicity unknown</u>	<input type="text" value="0"/>	0
TOTAL	25	25



 **By Age**

Under 18	<input type="text" value="0"/>	
18-24	<input type="text" value="0"/>	
25-39	<input type="text" value="5"/>	
40 and Above	<input type="text" value="20"/>	
Age Unknown	<input type="text" value="0"/>	
TOTAL	25	25

Summary

IPEDS collects important information regarding your institution. All data reported in IPEDS survey components become available in the IPEDS Data Center and appear as aggregated data in various Department of Education reports. Additionally, some of the reported data appears specifically for your institution through the College Navigator website and is included in your institution's Data Feedback Report (DFR). The purpose of this summary is to provide you an opportunity to view some of the data that, when accepted through the IPEDS quality control process, will appear on the College Navigator website and/or your DFR. College Navigator is updated approximately three months after the data collection period closes and Data Feedback Reports will be available through the [Data Center](#) and sent to your institution's CEO in November 2016.

Please review your data for accuracy. If you have questions about the data displayed below after reviewing the data reported on the survey screens, please contact the IPEDS Help Desk at: 1-877-225-2568 or ipedshelp@rti.org.

Summary of Completions Data

Award Level	Number of Completions	
	1 st major	2 nd major
<u>Bachelors degree or equivalent</u>	1,322	54
<u>Master's degree</u>	264	0
<u>Doctor's degree - research/scholarship</u>	0	0
<u>Doctor's degree - other</u>	25	0
Total number of degrees and certificates	1,611	

Summary of Completers Data

	Number of Students		
	Men	Women	Total
All Completers	703	900	1,603

Completions

University of Washington-Tacoma Campus (377564)

Source	Description	Severity	Resolved	Options
Global Edits				
Perform Edits	Your institution did not report offering award level(s) (19) in the prior year IC Header survey, but you indicated that one or more programs are offered at this level here. Please correct your data or explain the discrepancy. (Error #10529)	Explanation	Yes	
Reason:	The Doctor of Education in Educational Leadership is a new degree program and this is the first time there are completers.			
Perform Edits	Your institution reported in the prior year Institutional Characteristics survey that it offers graduate distance education opportunities (courses and/or programs), but you did not respond "Yes" to the distance education program question for any CIP code (award levels 6 to 19). Please correct your data or explain if your institution does not offer full programs via distance education. (Error #10587)	Explanation	Yes	
Reason:	The institution offers Graduate COURSES online, but there are no graduate PROGRAMS offered on a completely online basis.			
Perform Edits	Current year completions (44) are outside the expected range when compared to completions reported in the prior year (29) for: Women, 2-digit field (11), award level (5). Please correct your data or explain. (Error #10506)	Explanation	Yes	
Reason:	There has been a steady increase in enrollments for the past six years in these majors.			