

Institution: University of Washington-Seattle Campus (236948) User ID: 88G2561

Completions Overview

Welcome to the IPEDS Completions survey component. The Completions component is one of several IPEDS components that is conducted during the Fall data collection period. It collects the number of degrees and certificates awarded by field of study, level of award, race/ethnicity, and gender. The reporting period for the Completions component is during the 12-month time period beginning July 1 of the previous calendar year and ending June 30 of the current calendar year; therefore, for this year's Completions component, the reporting period is between July 1, 2014 and June 30, 2015. The Completions component is also collecting the number of students (e.g., completers) who earned awards between July 1, 2014 and June 30, 2015.

Completions Common Errors

Some common completions component errors include the following:

- Including award levels on your current year Completions that were not reported on your previous year's (PY) Institutional Characteristics (IC). [Award levels in the PY IC component cannot be changed; therefore, contact the IPEDS Help Desk at 1-877-225-2568 if you need assistance.]
- Forgetting to select CIP codes for new programs of study that are offered by the institution, but do not have completions for the reporting period.
- Forgetting to enter in zero in at least one of the cells for CIP codes that do not have completions.

Recent Changes

- The following question on **distance education** has been added to the bottom of each individual "CIP Data" screen:
"Is this program offered as a distance education program?"
- The following two screens, which collect data specifically on students were added to this component, beginning in the 2013-14 survey year:
 - **"All Completers"** - Collects the number of students who earned an award between July 1, 2014 and June 30, 2015 by gender and race/ethnicity. (The intent of this screen is to collect an **unduplicated count** of total numbers of completers.)
 - **"Completers by Level"** - Collects the number of students who earned an award between July 1, 2014 and June 30, 2015 by award level and 1) by gender; 2) by race/ethnicity; and 3) by age.
- The definition for Post-baccalaureate Certificate has changed slightly for the 2015-16 collection. The new definition is as follows: **An award that requires completion of an organized program of study beyond the bachelor's. It is designed for persons who have completed a baccalaureate degree, but does not meet the requirements of a master's degree.**

NOTE: Even though Teacher Preparation certificate programs may require a bachelor's degree for admission, they are considered sub-baccalaureate undergraduate programs, and students in these programs are undergraduate students.

General Information

CIP Codes:

The [CIP 2010 Website](#) includes a list of new CIP codes, a list of deleted CIP codes, a list of moved CIP Codes, and an online crosswalk of the 2000 CIP and 2010 CIP.

The Resources Page of the CIP 2010 website contains many valuable resources including:

- CIP 2010 Manual and copies of previous editions of the CIP Manual
- Crosswalk between the 2000 CIP codes and the 2010 CIP codes in Excel format

Keep in mind that some information provided by institutions on the Completions component appear in the [College Navigator](#), which is a major tool used by consumers searching for information about postsecondary education. It is therefore vitally important that you include accurate information about your institution.

Survey materials can be downloaded using the following link: [Survey Materials](#).

The prior year revision system can be accessed using the following link: [Prior Year Revision System](#)

Completions CIP Data

CIPCODE	Award Level	Major	Gender	Non Resident Alien	Hispanic / Latino	American Indian or Alaska Native	Asian	Black or African American	Native Hawaiian or Other Pacific Islander	White	Two or more Races	Race/ ethnicity unknown	Total	distance education program
01.1001 Food Science	5 - Bachelor's degree	1	Men	0	0	0	0	0	0	0	0	0	0	
			Women	0	0	0	0	0	0	0	0	0	0	
			Total	0	0	0	0	0	0	0	0	0	0	No
01.1001 Food Science	5 - Bachelor's degree	2	Men	0	0	0	0	0	0	0	0	0	0	
			Women	0	0	0	0	0	0	0	0	0	0	
			Total	0	0	0	0	0	0	0	0	0	0	No
01.1101 Plant Sciences, General	7 - Master's degree	1	Men	0	0	0	0	1	0	5	1	0	7	
			Women	1	0	0	1	0	0	4	0	0	6	
			Total	1	0	0	1	1	0	9	1	0	13	No
01.1101 Plant Sciences, General	7 - Master's degree	2	Men	0	0	0	0	0	0	0	0	0	0	
			Women	0	0	0	0	0	0	0	0	0	0	
			Total	0	0	0	0	0	0	0	0	0	0	No
01.1299 Soil Sciences, Other	7 - Master's degree	1	Men	0	0	0	0	0	0	0	0	0	0	
			Women	0	0	0	0	0	0	0	0	0	0	
			Total	0	0	0	0	0	0	0	0	0	0	No
01.1299 Soil Sciences, Other	17 - Doctor's degree - research / scholarship	1	Men	0	0	0	0	0	0	0	0	0	0	
			Women	0	0	0	0	0	0	0	0	0	0	
			Total	0	0	0	0	0	0	0	0	0	0	No
01.1299 Soil Sciences, Other	7 - Master's degree	2	Men	0	0	0	0	0	0	0	0	0	0	
			Women	0	0	0	0	0	0	0	0	0	0	
			Total	0	0	0	0	0	0	0	0	0	0	No
01.1299 Soil Sciences, Other	17 - Doctor's degree - research / scholarship	2	Men	0	0	0	0	0	0	0	0	0	0	
			Women	0	0	0	0	0	0	0	0	0	0	
			Total	0	0	0	0	0	0	0	0	0	0	No
03.0103 Environmental Studies	5 - Bachelor's degree	1	Men	1	0	0	5	0	0	12	0	1	19	
			Women	0	2	1	7	0	0	18	2	1	31	
			Total	1	2	1	12	0	0	30	2	2	50	No
03.0103 Environmental Studies	5 - Bachelor's degree	2	Men	0	0	0	0	0	0	0	0	0	0	
			Women	0	0	0	0	0	0	0	0	0	0	
			Total	0	0	0	0	0	0	0	0	0	0	No
03.0104 Environmental Science	5 - Bachelor's degree	1	Men	3	3	1	8	0	0	31	1	2	49	
			Women	4	4	3	15	0	2	28	4	1	61	
			Total	7	7	4	23	0	2	59	5	3	110	No
03.0104 Environmental Science	7 - Master's degree	1	Men	0	0	0	0	0	0	4	0	0	4	
			Women	0	0	0	0	0	0	6	0	0	6	
			Total	0	0	0	0	0	0	10	0	0	10	No
03.0104 Environmental Science	17 - Doctor's degree - research / scholarship	1	Men	1	0	0	0	0	0	3	0	0	4	
			Women	0	0	0	1	0	0	7	0	0	8	
			Total	1	0	0	1	0	0	10	0	0	12	No
03.0104 Environmental Science	5 - Bachelor's degree	2	Men	0	0	0	0	0	0	0	0	0	0	
			Women	0	0	0	1	0	0	0	0	0	1	
			Total	0	0	0	1	0	0	0	0	0	1	No

CIPCODE	Award Level	Major	Gender	Non Resident Alien	Hispanic / Latino	American Indian or Alaska Native	Asian	Black or African American	Native Hawaiian or Other Pacific Islander	White	Two or more Races	Race/ ethnicity unknown	Total	distance education program
03.0104 Environmental Science	7 - Master's degree	2	Men	0	0	0	0	0	0	0	0	0	0	
			Women	0	0	0	0	0	0	0	0	0	0	
			Total	0	0	0	0	0	0	0	0	0	0	No
03.0104 Environmental Science	17 - Doctor's degree - research / scholarship	2	Men	0	0	0	0	0	0	0	0	0	0	
			Women	0	0	0	0	0	0	0	0	0	0	
			Total	0	0	0	0	0	0	0	0	0	0	No
03.0199 Natural Resources Conservation and Research, Other	7 - Master's degree	1	Men	0	0	0	0	0	0	2	1	0	3	
			Women	0	0	0	0	0	0	1	0	0	1	
			Total	0	0	0	0	0	0	3	1	0	4	No
03.0199 Natural Resources Conservation and Research, Other	7 - Master's degree	2	Men	0	0	0	0	0	0	0	0	0	0	
			Women	0	0	0	0	0	0	0	0	0	0	
			Total	0	0	0	0	0	0	0	0	0	0	No
03.0201 Natural Resources Management and Policy	7 - Master's degree	1	Men	0	0	0	0	0	0	0	0	0	0	
			Women	0	0	0	0	0	0	0	0	0	0	
			Total	0	0	0	0	0	0	0	0	0	0	No
03.0201 Natural Resources Management and Policy	7 - Master's degree	2	Men	0	0	0	0	0	0	0	0	0	0	
			Women	0	0	0	0	0	0	0	0	0	0	
			Total	0	0	0	0	0	0	0	0	0	0	No
03.0301 Fishing and Fisheries Sciences and Management	5 - Bachelor's degree	1	Men	0	0	0	0	0	0	0	0	0	0	
			Women	0	0	0	0	0	0	0	0	0	0	
			Total	0	0	0	0	0	0	0	0	0	0	No
03.0301 Fishing and Fisheries Sciences and Management	7 - Master's degree	1	Men	0	0	0	0	0	0	0	0	0	0	
			Women	0	0	0	0	0	0	0	0	0	0	
			Total	0	0	0	0	0	0	0	0	0	0	No
03.0301 Fishing and Fisheries Sciences and Management	17 - Doctor's degree - research / scholarship	1	Men	0	0	0	0	0	0	0	0	0	0	
			Women	0	0	0	0	0	0	0	0	0	0	
			Total	0	0	0	0	0	0	0	0	0	0	No
03.0301 Fishing and Fisheries Sciences and Management	5 - Bachelor's degree	2	Men	0	0	0	0	0	0	0	0	0	0	
			Women	0	0	0	0	0	0	0	0	0	0	
			Total	0	0	0	0	0	0	0	0	0	0	No
03.0301 Fishing and Fisheries Sciences and Management	7 - Master's degree	2	Men	0	0	0	0	0	0	0	0	0	0	
			Women	0	0	0	0	0	0	0	0	0	0	
			Total	0	0	0	0	0	0	0	0	0	0	No
03.0301 Fishing and Fisheries Sciences and Management	17 - Doctor's degree - research / scholarship	2	Men	0	0	0	0	0	0	0	0	0	0	
			Women	0	0	0	0	0	0	0	0	0	0	
			Total	0	0	0	0	0	0	0	0	0	0	No
03.0502 Forest Sciences and Biology	5 - Bachelor's degree	1	Men	0	0	0	0	0	0	0	0	0	0	
			Women	0	0	0	0	0	0	0	0	0	0	
			Total	0	0	0	0	0	0	0	0	0	0	No
03.0502 Forest Sciences and Biology	7 - Master's degree	1	Men	0	0	0	0	0	0	7	1	0	8	
			Women	3	0	0	0	0	0	8	1	2	14	
			Total	3	0	0	0	0	0	15	2	2	22	No
03.0502 Forest Sciences and Biology		1	Men	1	0	0	0	0	0	2	0	1	4	
			Women	0	1	0	0	0	0	1	3	0	5	

CIPCODE	Award Level	Major	Gender	Non Resident Alien	Hispanic / Latino	American Indian or Alaska Native	Asian	Black or African American	Native Hawaiian or Other Pacific Islander	White	Two or more Races	Race/ ethnicity unknown	Total	distance education program	
03.0599 Forestry, Other	7 - Master's degree	2	Total	0	0	0	0	0	0	0	0	0	0	No	
			Men	0	0	0	0	0	0	0	0	0	0		
			Women	0	0	0	0	0	0	0	0	0	0	0	
03.0599 Forestry, Other	17 - Doctor's degree - research / scholarship	2	Total	0	0	0	0	0	0	0	0	0	0	No	
			Men	0	0	0	0	0	0	0	0	0	0		
			Women	0	0	0	0	0	0	0	0	0	0	0	
03.0601 Wildlife, Fish and Wildlands Science and Management	5 - Bachelor's degree	1	Total	0	0	0	0	0	0	0	0	0	0	No	
			Men	0	0	0	0	0	0	0	0	0	0		
			Women	0	0	0	0	0	0	0	0	0	0	0	
03.0601 Wildlife, Fish and Wildlands Science and Management	7 - Master's degree	1	Total	0	0	0	0	0	0	0	0	0	0	No	
			Men	0	0	0	0	0	0	0	0	0	0		
			Women	0	0	0	0	0	0	0	0	0	0	0	
03.0601 Wildlife, Fish and Wildlands Science and Management	17 - Doctor's degree - research / scholarship	1	Total	0	0	0	0	0	0	0	0	0	0	No	
			Men	0	0	0	0	0	0	0	0	0	0		
			Women	0	0	0	0	0	0	0	0	0	0	0	
03.0601 Wildlife, Fish and Wildlands Science and Management	5 - Bachelor's degree	2	Total	0	0	0	0	0	0	0	0	0	0	No	
			Men	0	0	0	0	0	0	0	0	0	0	0	
			Women	0	0	0	0	0	0	0	0	0	0	0	
03.0601 Wildlife, Fish and Wildlands Science and Management	7 - Master's degree	2	Total	0	0	0	0	0	0	0	0	0	0	No	
			Men	0	0	0	0	0	0	0	0	0	0	0	
			Women	0	0	0	0	0	0	0	0	0	0	0	
03.0601 Wildlife, Fish and Wildlands Science and Management	17 - Doctor's degree - research / scholarship	2	Total	0	0	0	0	0	0	0	0	0	0	No	
			Men	0	0	0	0	0	0	0	0	0	0	0	
			Women	0	0	0	0	0	0	0	0	0	0	0	
03.9999 Natural Resources and Conservation, Other	5 - Bachelor's degree	1	Total	0	0	0	0	0	0	0	0	0	0	No	
			Men	0	0	0	0	0	0	0	0	0	0	0	
			Women	0	0	0	0	0	0	0	0	0	0	0	
03.9999 Natural Resources and Conservation, Other	5 - Bachelor's degree	2	Total	0	0	0	0	0	0	0	0	0	0	No	
			Men	0	0	0	0	0	0	0	0	0	0	0	
			Women	0	0	0	0	0	0	0	0	0	0	0	
04.0201 Architecture	5 - Bachelor's degree	1	Total	13	2	0	13	0	0	16	5	3	52	No	
			Men	3	1	0	8	0	0	9	3	1	25		
			Women	10	1	0	5	0	0	7	2	2	27		
04.0201 Architecture	7 - Master's degree	1	Total	3	2	0	6	0	1	28	1	1	42	No	
			Men	0	2	0	4	0	0	12	1	0	19		
			Women	3	0	0	2	0	1	16	0	1	23		
04.0201 Architecture	5 - Bachelor's degree	2	Total	0	0	0	0	0	0	0	0	0	0	No	
			Men	0	0	0	0	0	0	0	0	0	0	0	
			Women	0	0	0	0	0	0	0	0	0	0	0	
04.0201 Architecture	7 - Master's degree	2	Total	0	0	0	0	0	0	0	0	0	0	No	
			Men	0	0	0	0	0	0	0	0	0	0	0	
			Women	0	0	0	0	0	0	0	0	0	0	0	
04.0301		1	Men	1	0	0	0	0	2	0	8	0	11		

CIPCODE	Award Level	Major	Gender	Non Resident Alien	Hispanic / Latino	American Indian or Alaska Native	Asian	Black or African American	Native Hawaiian or Other Pacific Islander	White	Two or more Races	Race/ ethnicity unknown	Total	distance education program	
05.0108 Near and Middle Eastern Studies	17 - Doctor's degree - research / scholarship	2	Total	0	0	0	0	0	0	0	0	0	0	No	
			Men	0	0	0	0	0	0	0	0	0	0		
			Women	0	0	0	0	0	0	0	0	0	0	0	
			Total	0	0	0	0	0	0	0	0	0	0	0	No
05.0110 Russian Studies	5 - Bachelor's degree	1	Men	0	0	0	0	0	0	0	0	0	0		
			Women	0	0	0	0	0	0	0	0	0	0	0	
			Total	0	0	0	0	0	0	0	0	0	0	0	No
05.0110 Russian Studies	7 - Master's degree	1	Men	0	0	0	0	0	0	0	0	1	1		
			Women	0	1	0	0	0	0	3	0	0	4		
			Total	0	1	0	0	0	3	0	1	5		No	
05.0110 Russian Studies	5 - Bachelor's degree	2	Men	0	0	0	0	0	0	0	0	0	0		
			Women	0	0	0	0	0	0	0	0	0	0	0	
			Total	0	0	0	0	0	0	0	0	0	0	0	No
05.0110 Russian Studies	7 - Master's degree	2	Men	0	0	0	0	0	0	0	0	0	0		
			Women	0	0	0	0	0	0	0	0	0	0	0	
			Total	0	0	0	0	0	0	0	0	0	0	0	No
05.0111 Scandinavian Studies	5 - Bachelor's degree	1	Men	0	0	0	0	0	0	2	0	0	2		
			Women	0	0	0	1	0	1	0	0	2			
			Total	0	0	0	1	0	3	0	0	4		No	
05.0111 Scandinavian Studies	7 - Master's degree	1	Men	0	0	0	0	0	0	0	0	0	0		
			Women	0	0	0	0	0	0	0	0	0	0	0	
			Total	0	0	0	0	0	0	0	0	0	0	0	No
05.0111 Scandinavian Studies	5 - Bachelor's degree	2	Men	0	0	0	0	0	0	0	0	0	0		
			Women	0	0	0	0	0	2	0	0	2			
			Total	0	0	0	0	0	2	0	0	2		No	
05.0111 Scandinavian Studies	7 - Master's degree	2	Men	0	0	0	0	0	0	0	0	0	0		
			Women	0	0	0	0	0	0	0	0	0	0	0	
			Total	0	0	0	0	0	0	0	0	0	0	0	No
05.0112 South Asian Studies	5 - Bachelor's degree	1	Men	0	0	0	0	0	0	0	0	0	0		
			Women	0	0	0	0	0	0	0	0	0	0	0	
			Total	0	0	0	0	0	0	0	0	0	0	0	No
05.0112 South Asian Studies	7 - Master's degree	1	Men	0	1	0	0	0	0	2	0	0	3		
			Women	1	0	0	1	0	3	0	0	5			
			Total	1	1	0	1	0	5	0	0	8		No	
05.0112 South Asian Studies	5 - Bachelor's degree	2	Men	0	0	0	0	0	0	0	0	0	0		
			Women	0	0	0	0	0	0	0	0	0	0	0	
			Total	0	0	0	0	0	0	0	0	0	0	0	No
05.0112 South Asian Studies	7 - Master's degree	2	Men	0	0	0	0	0	0	0	0	0	0		
			Women	0	0	0	0	0	0	0	0	0	0	0	
			Total	0	0	0	0	0	0	0	0	0	0	0	No
05.0113 Southeast Asian Studies	5 - Bachelor's degree	1	Men	0	0	0	0	0	0	0	0	0	0		
			Women	0	0	0	0	0	0	0	0	0	0	0	
			Total	0	0	0	0	0	0	0	0	0	0	0	No
05.0113 Southeast Asian Studies	7 - Master's degree	1	Men	0	0	0	0	0	0	0	0	1	1		
			Women	1	0	0	0	0	0	0	1	0	2		

CIPCODE	Award Level	Major	Gender	Non Resident Alien	Hispanic / Latino	American Indian or Alaska Native	Asian	Black or African American	Native Hawaiian or Other Pacific Islander	White	Two or more Races	Race/ ethnicity unknown	Total	distance education program
05.0130 Spanish and Iberian Studies	17 - Doctor's degree - research / scholarship	2	Men	0	0	0	0	0	0	0	0	0	0	
			Women	0	0	0	0	0	0	0	0	0	0	
			Total	0	0	0	0	0	0	0	0	0	0	No
05.0199 Area Studies, Other	5 - Bachelor's degree	1	Men	3	2	1	5	0	0	22	0	0	33	
			Women	5	5	1	12	4	0	33	3	0	63	
			Total	8	7	2	17	4	0	55	3	0	96	No
05.0199 Area Studies, Other	7 - Master's degree	1	Men	0	0	0	0	2	0	3	0	0	5	
			Women	1	0	0	0	0	0	4	0	0	5	
			Total	1	0	0	0	2	0	7	0	0	10	No
05.0199 Area Studies, Other	17 - Doctor's degree - research / scholarship	1	Men	0	0	0	0	0	0	0	0	0	0	
			Women	0	0	0	0	0	0	0	0	0	0	
			Total	0	0	0	0	0	0	0	0	0	0	No
05.0199 Area Studies, Other	5 - Bachelor's degree	2	Men	0	0	0	0	0	0	0	0	0	0	
			Women	1	0	0	0	0	0	5	0	0	6	
			Total	1	0	0	0	0	0	5	0	0	6	No
05.0199 Area Studies, Other	7 - Master's degree	2	Men	0	0	0	0	0	0	0	0	0	0	
			Women	0	0	0	0	0	0	0	0	0	0	
			Total	0	0	0	0	0	0	0	0	0	0	No
05.0199 Area Studies, Other	17 - Doctor's degree - research / scholarship	2	Men	0	0	0	0	0	0	0	0	0	0	
			Women	0	0	0	0	0	0	0	0	0	0	
			Total	0	0	0	0	0	0	0	0	0	0	No
05.0201 African-American/Black Studies	5 - Bachelor's degree	1	Men	0	0	0	0	0	0	0	0	0	0	
			Women	0	0	0	0	0	0	0	0	0	0	
			Total	0	0	0	0	0	0	0	0	0	0	No
05.0201 African-American/Black Studies	5 - Bachelor's degree	2	Men	0	0	0	0	0	0	0	0	0	0	
			Women	0	0	0	0	0	0	0	0	0	0	
			Total	0	0	0	0	0	0	0	0	0	0	No
05.0202 American Indian/Native American Studies	5 - Bachelor's degree	1	Men	0	0	0	0	0	0	1	0	0	1	
			Women	0	0	7	0	0	0	1	2	0	10	
			Total	0	0	7	0	0	0	2	2	0	11	No
05.0202 American Indian/Native American Studies	5 - Bachelor's degree	2	Men	0	0	1	0	0	0	0	0	0	1	
			Women	0	0	1	0	0	0	0	0	0	1	
			Total	0	0	2	0	0	0	0	0	0	2	No
05.0207 Women's Studies	5 - Bachelor's degree	1	Men	0	0	0	0	0	0	2	0	0	2	
			Women	1	2	0	1	1	1	11	0	0	17	
			Total	1	2	0	1	1	1	13	0	0	19	No
05.0207 Women's Studies	7 - Master's degree	1	Men	0	0	0	0	0	0	0	0	0	0	
			Women	1	1	0	0	0	0	1	0	0	3	
			Total	1	1	0	0	0	0	1	0	0	3	No
05.0207 Women's Studies	17 - Doctor's degree - research / scholarship	1	Men	0	0	0	0	0	0	0	0	0	0	
			Women	0	0	0	0	0	0	0	0	0	0	
			Total	0	0	0	0	0	0	0	0	0	0	No
05.0207		2	Men	0	0	0	0	0	0	1	0	0	1	

CIPCODE	Award Level	Major	Gender	Non Resident Alien	Hispanic / Latino	American Indian or Alaska Native	Asian	Black or African American	Native Hawaiian or Other Pacific Islander	White	Two or more Races	Race/ ethnicity unknown	Total	distance education program	
11.0103 Information Technology	17 - Doctor's degree - research / scholarship	2	Total	0	0	0	0	0	0	0	0	0	0	No	
			Men	0	0	0	0	0	0	0	0	0	0		
			Women	0	0	0	0	0	0	0	0	0	0	0	
			Total	0	0	0	0	0	0	0	0	0	0	0	No
11.0104 Informatics	5 - Bachelor's degree	1	Men	8	6	1	30	1	0	33	3	3	85		
			Women	4	0	0	17	0	0	14	2	0	37		
			Total	12	6	1	47	1	0	47	5	3	122	No	
11.0104 Informatics	5 - Bachelor's degree	2	Men	0	0	0	0	0	0	1	0	0	1		
			Women	0	0	0	1	0	0	1	0	0	2		
			Total	0	0	0	1	0	0	2	0	0	3	No	
11.0401 Information Science/Studies	7 - Master's degree	1	Men	33	1	1	3	1	0	10	1	0	50		
			Women	38	0	1	6	0	0	6	1	0	52		
			Total	71	1	2	9	1	0	16	2	0	102	No	
11.0401 Information Science/Studies	17 - Doctor's degree - research / scholarship	1	Men	0	0	0	1	0	0	3	0	0	4		
			Women	2	0	0	0	0	0	2	0	0	4		
			Total	2	0	0	1	0	0	5	0	0	8	No	
11.0401 Information Science/Studies	7 - Master's degree	2	Men	0	0	0	0	0	0	0	0	0	0		
			Women	0	0	0	0	0	0	0	0	0	0	0	
			Total	0	0	0	0	0	0	0	0	0	0	0	No
11.0401 Information Science/Studies	17 - Doctor's degree - research / scholarship	2	Men	0	0	0	0	0	0	0	0	0	0		
			Women	0	0	0	0	0	0	0	0	0	0	0	
			Total	0	0	0	0	0	0	0	0	0	0	0	No
11.0701 Computer Science	5 - Bachelor's degree	1	Men	22	4	0	25	0	0	56	1	2	110		
			Women	15	0	0	18	1	0	12	1	2	49		
			Total	37	4	0	43	1	0	68	2	4	159	No	
11.0701 Computer Science	7 - Master's degree	1	Men	0	0	0	0	0	0	0	0	0	0		
			Women	0	0	0	0	0	0	0	0	0	0	0	
			Total	0	0	0	0	0	0	0	0	0	0	0	No
11.0701 Computer Science	17 - Doctor's degree - research / scholarship	1	Men	0	0	0	0	0	0	0	0	0	0		
			Women	0	0	0	0	0	0	0	0	0	0	0	
			Total	0	0	0	0	0	0	0	0	0	0	0	No
11.0701 Computer Science	5 - Bachelor's degree	2	Men	0	0	0	1	0	0	4	0	1	6		
			Women	2	0	0	2	0	0	1	0	0	5		
			Total	2	0	0	3	0	0	5	0	1	11	No	
11.0701 Computer Science	7 - Master's degree	2	Men	0	0	0	0	0	0	0	0	0	0		
			Women	0	0	0	0	0	0	0	0	0	0	0	
			Total	0	0	0	0	0	0	0	0	0	0	0	No
11.0701 Computer Science	17 - Doctor's degree - research / scholarship	2	Men	0	0	0	0	0	0	0	0	0	0		
			Women	0	0	0	0	0	0	0	0	0	0	0	
			Total	0	0	0	0	0	0	0	0	0	0	0	No
11.1099	7 - Master's degree	1	Men	10	1	0	4	0	0	6	0	0	21		
			Women	9	0	0	4	0	0	0	1	0	14		
			Total	19	1	0	8	0	0	6	1	0	35	No	

CIPCODE	Award Level	Major	Gender	Non Resident Alien	Hispanic / Latino	American Indian or Alaska Native	Asian	Black or African American	Native Hawaiian or Other Pacific Islander	White	Two or more Races	Race/ ethnicity unknown	Total	distance education program	
Bioengineering and Biomedical Engineering			Total	0	0	0	0	0	0	0	0	0	0	No	
14.0501	17 - Doctor's degree - research / scholarship	2	Men	0	0	0	0	0	0	0	0	0	0		
Bioengineering and Biomedical Engineering			Women	0	0	0	0	0	0	0	0	0	0	0	
			Total	0	0	0	0	0	0	0	0	0	0	0	No
14.0601	5 - Bachelor's degree	1	Men	0	0	0	0	0	0	0	0	0	0		
Ceramic Sciences and Engineering			Women	0	0	0	0	0	0	0	0	0	0	0	
			Total	0	0	0	0	0	0	0	0	0	0	0	No
14.0601	7 - Master's degree	1	Men	0	0	0	0	0	0	0	0	0	0		
Ceramic Sciences and Engineering			Women	0	0	0	0	0	0	0	0	0	0	0	
			Total	0	0	0	0	0	0	0	0	0	0	0	No
14.0601	17 - Doctor's degree - research / scholarship	1	Men	0	0	0	0	0	0	0	0	0	0		
Ceramic Sciences and Engineering			Women	0	0	0	0	0	0	0	0	0	0	0	
			Total	0	0	0	0	0	0	0	0	0	0	0	No
14.0601	5 - Bachelor's degree	2	Men	0	0	0	0	0	0	0	0	0	0		
Ceramic Sciences and Engineering			Women	0	0	0	0	0	0	0	0	0	0	0	
			Total	0	0	0	0	0	0	0	0	0	0	0	No
14.0601	7 - Master's degree	2	Men	0	0	0	0	0	0	0	0	0	0		
Ceramic Sciences and Engineering			Women	0	0	0	0	0	0	0	0	0	0	0	
			Total	0	0	0	0	0	0	0	0	0	0	0	No
14.0601	17 - Doctor's degree - research / scholarship	2	Men	0	0	0	0	0	0	0	0	0	0		
Ceramic Sciences and Engineering			Women	0	0	0	0	0	0	0	0	0	0	0	
			Total	0	0	0	0	0	0	0	0	0	0	0	No
14.0701	5 - Bachelor's degree	1	Men	5	2	0	9	0	0	22	3	2	43		
Chemical Engineering			Women	7	1	0	3	0	0	9	1	0	21		
			Total	12	3	0	12	0	0	31	4	2	64	No	
14.0701	7 - Master's degree	1	Men	3	1	0	2	0	0	11	0	0	17		
Chemical Engineering			Women	0	0	0	1	0	0	1	0	1	3		
			Total	3	1	0	3	0	0	12	0	1	20	No	
14.0701	17 - Doctor's degree - research / scholarship	1	Men	1	1	0	0	0	0	5	0	1	8		
Chemical Engineering			Women	2	0	0	1	0	0	2	0	0	5		
			Total	3	1	0	1	0	0	7	0	1	13	No	
14.0701	5 - Bachelor's degree	2	Men	0	0	0	0	0	0	0	0	0	0		
Chemical Engineering			Women	0	0	0	0	0	0	0	0	0	0	0	
			Total	0	0	0	0	0	0	0	0	0	0	0	No
14.0701	7 - Master's degree	2	Men	0	0	0	0	0	0	0	0	0	0		
Chemical Engineering			Women	0	0	0	0	0	0	0	0	0	0	0	
			Total	0	0	0	0	0	0	0	0	0	0	0	No
14.0701	17 - Doctor's degree - research / scholarship	2	Men	0	0	0	0	0	0	0	0	0	0		
Chemical Engineering			Women	0	0	0	0	0	0	0	0	0	0	0	
			Total	0	0	0	0	0	0	0	0	0	0	0	No
14.0702	5 - Bachelor's degree	1	Men	0	0	0	0	1	0	8	0	0	9		
			Women	1	0	0	3	0	0	3	0	0	7		

CIPCODE	Award Level	Major	Gender	Non Resident Alien	Hispanic / Latino	American Indian or Alaska Native	Asian	Black or African American	Native Hawaiian or Other Pacific Islander	White	Two or more Races	Race/ ethnicity unknown	Total	distance education program
Chemical and Biomolecular Engineering			Total	1	0	0	3	1	0	11	0	0	16	No
14.0702 Chemical and Biomolecular Engineering	5 - Bachelor's degree	2	Men	0	0	0	0	0	0	0	0	0	0	
			Women	0	0	0	0	0	0	0	0	0	0	
			Total	0	0	0	0	0	0	0	0	0	0	No
14.0801 Civil Engineering, General	5 - Bachelor's degree	1	Men	6	6	0	14	1	1	51	2	1	82	
			Women	2	1	0	5	1	0	16	1	1	27	
			Total	8	7	0	19	2	1	67	3	2	109	No
14.0801 Civil Engineering, General	7 - Master's degree	1	Men	15	2	0	4	1	0	54	3	1	80	
			Women	13	0	0	4	0	0	16	0	1	34	
			Total	28	2	0	8	1	0	70	3	2	114	Yes
14.0801 Civil Engineering, General	17 - Doctor's degree - research / scholarship	1	Men	2	0	0	0	0	0	0	0	0	2	
			Women	3	0	0	0	0	0	0	0	2	5	
			Total	5	0	0	0	0	0	0	0	2	7	No
14.0801 Civil Engineering, General	5 - Bachelor's degree	2	Men	0	0	0	0	0	0	0	0	0	0	
			Women	0	0	0	0	0	0	0	0	0	0	
			Total	0	0	0	0	0	0	0	0	0	0	No
14.0801 Civil Engineering, General	7 - Master's degree	2	Men	0	0	0	0	0	0	0	0	0	0	
			Women	0	0	0	0	0	0	0	0	0	0	
			Total	0	0	0	0	0	0	0	0	0	0	Yes
14.0801 Civil Engineering, General	17 - Doctor's degree - research / scholarship	2	Men	0	0	0	0	0	0	0	0	0	0	
			Women	0	0	0	0	0	0	0	0	0	0	
			Total	0	0	0	0	0	0	0	0	0	0	No
14.0804 Transportation and Highway Engineering	7 - Master's degree	1	Men	0	1	0	1	0	0	1	0	0	3	
			Women	0	1	0	0	0	0	4	1	0	6	
			Total	0	2	0	1	0	0	5	1	0	9	Yes
14.0804 Transportation and Highway Engineering	7 - Master's degree	2	Men	0	0	0	0	0	0	0	0	0	0	
			Women	0	0	0	0	0	0	0	0	0	0	
			Total	0	0	0	0	0	0	0	0	0	0	Yes
14.0901 Computer Engineering, General	5 - Bachelor's degree	1	Men	4	2	0	15	1	0	27	0	3	52	
			Women	1	0	0	4	0	0	2	1	1	9	
			Total	5	2	0	19	1	0	29	1	4	61	No
14.0901 Computer Engineering, General	5 - Bachelor's degree	2	Men	0	0	0	0	0	0	0	0	0	0	
			Women	0	0	0	0	0	0	0	0	0	0	
			Total	0	0	0	0	0	0	0	0	0	0	No
14.1001 Electrical and Electronics Engineerin	5 - Bachelor's degree	1	Men	33	5	1	34	4	0	61	3	5	146	
			Women	21	0	0	11	1	0	10	0	1	44	
			Total	54	5	1	45	5	0	71	3	6	190	No
14.1001 Electrical and Electronics Engineerin	7 - Master's degree	1	Men	13	4	0	6	4	0	27	2	4	60	
			Women	7	1	0	1	0	0	5	0	0	14	
			Total	20	5	0	7	4	0	32	2	4	74	No
14.1001 Electrical and Electronics Engineerin	17 - Doctor's degree - research / scholarship	1	Men	12	1	0	0	0	0	3	1	1	18	
			Women	2	0	0	0	0	0	1	0	0	3	
			Total	14	1	0	0	0	0	4	1	1	21	No

CIPCODE	Award Level	Major	Gender	Non Resident Alien	Hispanic / Latino	American Indian or Alaska Native	Asian	Black or African American	Native Hawaiian or Other Pacific Islander	White	Two or more Races	Race/ ethnicity unknown	Total	distance education program
Operations Research	5 - Bachelor's degree		Women	0	0	0	0	0	0	0	0	0	0	
			Total	0	0	0	0	0	0	0	0	0	0	No
14.4201 Mechatronics, Robotics, and Automation Engineering	5 - Bachelor's degree	1	Men	3	1	1	2	0	0	12	2	0	21	
			Women	0	0	0	2	0	0	0	0	0	2	
			Total	3	1	1	4	0	0	12	2	0	23	No
14.4201 Mechatronics, Robotics, and Automation Engineering	5 - Bachelor's degree	2	Men	0	0	0	0	0	0	0	0	0	0	
			Women	0	0	0	0	0	0	0	0	0	0	
			Total	0	0	0	0	0	0	0	0	0	0	No
14.9999 Engineering, Other	5 - Bachelor's degree	1	Men	0	0	0	1	0	0	1	0	0	2	
			Women	0	0	0	1	0	0	1	0	0	2	
			Total	0	0	0	2	0	0	2	0	0	4	No
14.9999 Engineering, Other	7 - Master's degree	1	Men	0	0	0	0	0	0	0	0	1	1	
			Women	0	0	0	0	0	0	0	0	0	0	
			Total	0	0	0	0	0	0	0	0	1	1	No
14.9999 Engineering, Other	5 - Bachelor's degree	2	Men	0	0	0	0	0	0	0	0	0	0	
			Women	0	0	0	1	0	0	0	0	0	1	
			Total	0	0	0	1	0	0	0	0	0	1	No
14.9999 Engineering, Other	7 - Master's degree	2	Men	0	0	0	0	0	0	0	0	0	0	
			Women	0	0	0	0	0	0	0	0	0	0	
			Total	0	0	0	0	0	0	0	0	0	0	No
15.1601 Nanotechnology	7 - Master's degree	1	Men	0	0	0	0	0	0	0	0	0	0	
			Women	0	0	0	0	0	0	0	0	0	0	
			Total	0	0	0	0	0	0	0	0	0	0	No
15.1601 Nanotechnology	17 - Doctor's degree - research / scholarship	1	Men	0	0	0	0	0	0	0	0	0	0	
			Women	0	0	0	0	0	0	0	0	0	0	
			Total	0	0	0	0	0	0	0	0	0	0	No
15.1601 Nanotechnology	7 - Master's degree	2	Men	0	0	0	0	0	0	0	0	0	0	
			Women	0	0	0	0	0	0	0	0	0	0	
			Total	0	0	0	0	0	0	0	0	0	0	No
15.1601 Nanotechnology	17 - Doctor's degree - research / scholarship	2	Men	0	0	0	0	0	0	0	0	0	0	
			Women	0	0	0	0	0	0	0	0	0	0	
			Total	0	0	0	0	0	0	0	0	0	0	No
16.0102 Linguistics	5 - Bachelor's degree	1	Men	2	1	0	5	0	0	11	0	4	23	
			Women	7	0	1	6	1	0	22	1	0	38	
			Total	9	1	1	11	1	0	33	1	4	61	No
16.0102 Linguistics	7 - Master's degree	1	Men	0	0	0	0	0	0	0	0	0	0	
			Women	1	0	0	0	0	0	2	0	1	4	
			Total	1	0	0	0	0	0	2	0	1	4	No
16.0102 Linguistics	17 - Doctor's degree - research / scholarship	1	Men	0	0	0	0	0	0	0	0	0	0	
			Women	0	0	0	0	0	0	2	0	2	4	
			Total	0	0	0	0	0	0	2	0	2	4	No
16.0102 Linguistics	5 - Bachelor's degree	2	Men	0	0	0	0	0	0	0	0	0	0	
			Women	0	0	0	1	0	0	0	0	0	1	
			Total	0	0	0	1	0	0	0	0	0	1	No

CIPCODE	Award Level	Major	Gender	Non Resident Alien	Hispanic / Latino	American Indian or Alaska Native	Asian	Black or African American	Native Hawaiian or Other Pacific Islander	White	Two or more Races	Race/ ethnicity unknown	Total	distance education program
East Asian Languages, Literatures, and Linguistics, General	17 - Doctor's degree - research / scholarship		Total	0	0	0	0	0	0	0	0	0	0	No
16.0301 Chinese Language and Literature	5 - Bachelor's degree	1	Men	0	0	0	0	0	0	1	0	0	1	
			Women	0	0	0	1	0	0	0	0	0	1	
			Total	0	0	0	1	0	0	1	0	0	2	No
16.0301 Chinese Language and Literature	5 - Bachelor's degree	2	Men	0	0	0	1	0	0	0	0	0	1	
			Women	0	0	0	4	0	0	0	0	0	4	
			Total	0	0	0	5	0	0	0	0	0	5	No
16.0302 Japanese Language and Literature	5 - Bachelor's degree	1	Men	0	0	0	1	0	0	4	1	1	7	
			Women	2	1	0	5	0	0	3	1	0	12	
			Total	2	1	0	6	0	0	7	2	1	19	No
16.0302 Japanese Language and Literature	5 - Bachelor's degree	2	Men	0	0	0	2	0	0	0	0	0	2	
			Women	1	0	0	1	0	0	0	0	0	2	
			Total	1	0	0	3	0	0	0	0	0	4	No
16.0303 Korean Language and Literature	5 - Bachelor's degree	1	Men	1	0	0	0	0	0	0	0	0	1	
			Women	0	0	0	1	0	0	1	0	0	2	
			Total	1	0	0	1	0	0	1	0	0	3	No
16.0303 Korean Language and Literature	5 - Bachelor's degree	2	Men	0	0	0	0	0	0	0	0	0	0	
			Women	1	0	0	1	0	0	0	0	0	2	
			Total	1	0	0	1	0	0	0	0	0	2	No
16.0400 Slavic Languages, Literatures, and Linguistics, General	5 - Bachelor's degree	1	Men	0	0	0	0	0	0	0	0	0	0	
			Women	0	0	0	0	1	0	0	0	0	1	
			Total	0	0	0	0	1	0	0	0	0	1	No
16.0400 Slavic Languages, Literatures, and Linguistics, General	7 - Master's degree	1	Men	0	0	0	0	0	0	0	0	0	0	
			Women	0	0	0	0	0	0	0	0	0	0	
			Total	0	0	0	0	0	0	0	0	0	0	No
16.0400 Slavic Languages, Literatures, and Linguistics, General	17 - Doctor's degree - research / scholarship	1	Men	0	0	0	0	0	0	0	0	0	0	
			Women	0	0	0	0	0	0	0	0	0	0	
			Total	0	0	0	0	0	0	0	0	0	0	No
16.0400 Slavic Languages, Literatures, and Linguistics, General	5 - Bachelor's degree	2	Men	0	0	0	0	0	0	0	0	0	0	
			Women	0	0	0	0	0	0	0	0	0	0	
			Total	0	0	0	0	0	0	0	0	0	0	No
16.0400 Slavic Languages, Literatures, and Linguistics, General	7 - Master's degree	2	Men	0	0	0	0	0	0	0	0	0	0	
			Women	0	0	0	0	0	0	0	0	0	0	
			Total	0	0	0	0	0	0	0	0	0	0	No
16.0400 Slavic Languages, Literatures, and Linguistics, General	17 - Doctor's degree - research / scholarship	2	Men	0	0	0	0	0	0	0	0	0	0	
			Women	0	0	0	0	0	0	0	0	0	0	
			Total	0	0	0	0	0	0	0	0	0	0	No
16.0402 Russian Language and Literature	5 - Bachelor's degree	1	Men	1	0	1	1	0	0	1	0	0	4	
			Women	0	0	0	1	0	0	2	0	0	3	
			Total	1	0	1	2	0	0	3	0	0	7	No
16.0402 Russian Language and Literature	5 - Bachelor's degree	2	Men	0	0	0	0	0	0	1	0	0	1	
			Women	0	0	0	0	1	0	0	0	0	1	

CIPCODE	Award Level	Major	Gender	Non Resident Alien	Hispanic / Latino	American Indian or Alaska Native	Asian	Black or African American	Native Hawaiian or Other Pacific Islander	White	Two or more Races	Race/ ethnicity unknown	Total	distance education program
Romance Languages, Literatures, and Linguistics, General			Total	0	0	0	0	0	0	0	0	0	0	No
16.0900 Romance Languages, Literatures, and Linguistics, General	17 - Doctor's degree - research / scholarship	2	Men	0	0	0	0	0	0	0	0	0	0	
			Women	0	0	0	0	0	0	0	0	0	0	
			Total	0	0	0	0	0	0	0	0	0	0	No
16.0901 French Language and Literature	5 - Bachelor's degree	1	Men	0	2	0	0	0	0	1	0	0	3	
			Women	2	0	1	0	0	0	10	1	0	14	
			Total	2	2	1	0	0	0	11	1	0	17	No
16.0901 French Language and Literature	5 - Bachelor's degree	2	Men	0	0	0	0	0	0	2	0	0	2	
			Women	0	0	0	1	0	0	3	0	0	4	
			Total	0	0	0	1	0	0	5	0	0	6	No
16.0902 Italian Language and Literature	5 - Bachelor's degree	1	Men	0	1	0	0	0	0	0	0	0	1	
			Women	0	2	0	0	0	0	1	0	0	3	
			Total	0	3	0	0	0	0	1	0	0	4	No
16.0902 Italian Language and Literature	5 - Bachelor's degree	2	Men	0	0	0	0	0	0	0	0	0	0	
			Women	0	1	0	0	0	0	0	0	0	1	
			Total	0	1	0	0	0	0	0	0	0	1	No
16.0905 Spanish Language and Literature	5 - Bachelor's degree	1	Men	0	2	0	0	0	0	3	0	1	6	
			Women	1	7	0	0	0	0	20	2	1	31	
			Total	1	9	0	0	0	0	23	2	2	37	No
16.0905 Spanish Language and Literature	7 - Master's degree	1	Men	0	1	0	0	0	0	1	0	0	2	
			Women	1	0	0	0	0	0	0	0	1	2	
			Total	1	1	0	0	0	0	1	0	1	4	No
16.0905 Spanish Language and Literature	5 - Bachelor's degree	2	Men	0	1	0	0	0	0	1	1	0	3	
			Women	0	2	1	0	0	0	6	0	1	10	
			Total	0	3	1	0	0	0	7	1	1	13	No
16.0905 Spanish Language and Literature	7 - Master's degree	2	Men	0	0	0	0	0	0	0	0	0	0	
			Women	0	0	0	0	0	0	0	0	0	0	
			Total	0	0	0	0	0	0	0	0	0	0	No
16.0908 Hispanic and Latin American Languages, Literatures, and Linguistics, General	17 - Doctor's degree - research / scholarship	1	Men	0	0	0	0	0	0	0	0	0	0	
			Women	0	0	0	0	0	0	0	0	0	0	
			Total	0	0	0	0	0	0	0	0	0	0	No
16.0908 Hispanic and Latin American Languages, Literatures, and Linguistics, General	17 - Doctor's degree - research / scholarship	2	Men	0	0	0	0	0	0	0	0	0	0	
			Women	0	0	0	0	0	0	0	0	0	0	
			Total	0	0	0	0	0	0	0	0	0	0	No
16.1103 Ancient Near Eastern and Biblical Languages, Literatures, and Linguistics	5 - Bachelor's degree	1	Men	0	0	0	0	0	0	2	0	0	2	
			Women	0	0	0	0	0	0	0	0	0	0	
			Total	0	0	0	0	0	0	2	0	0	2	No
16.1103 Ancient Near Eastern and Biblical Languages, Literatures, and Linguistics	5 - Bachelor's degree	2	Men	0	0	0	0	0	0	0	0	0	0	
			Women	0	0	0	0	0	0	0	0	0	0	
			Total	0	0	0	0	0	0	0	0	0	0	No
16.1199		1	Men	0	0	0	0	0	0	4	1	0	5	

CIPCODE	Award Level	Major	Gender	Non Resident Alien	Hispanic / Latino	American Indian or Alaska Native	Asian	Black or African American	Native Hawaiian or Other Pacific Islander	White	Two or more Races	Race/ ethnicity unknown	Total	distance education program
International Law and Legal Studies			Total	0	0	0	0	0	0	0	0	0	0	No
22.0210 International Business, Trade, and Tax Law	7 - Master's degree	1	Men	6	0	0	0	0	0	0	0	0	6	
			Women	4	0	0	1	0	0	1	0	1	7	
			Total	10	0	0	1	0	0	1	0	1	13	No
22.0210 International Business, Trade, and Tax Law	7 - Master's degree	2	Men	0	0	0	0	0	0	0	0	0	0	
			Women	0	0	0	0	0	0	0	0	0	0	
			Total	0	0	0	0	0	0	0	0	0	0	No
22.0211 Tax Law/Taxation	7 - Master's degree	1	Men	1	3	0	4	0	0	16	0	1	25	
			Women	6	0	0	1	0	0	6	0	0	13	
			Total	7	3	0	5	0	0	22	0	1	38	No
22.0211 Tax Law/Taxation	7 - Master's degree	2	Men	0	0	0	0	0	0	0	0	0	0	
			Women	0	0	0	0	0	0	0	0	0	0	
			Total	0	0	0	0	0	0	0	0	0	0	No
22.0299 Legal Research and Advanced Professional Studies, Other	7 - Master's degree	1	Men	23	1	0	0	0	0	0	1	0	25	
			Women	18	0	0	2	1	0	6	0	2	29	
			Total	41	1	0	2	1	0	6	1	2	54	No
22.0299 Legal Research and Advanced Professional Studies, Other	7 - Master's degree	2	Men	0	0	0	0	0	0	0	0	0	0	
			Women	0	0	0	0	0	0	0	0	0	0	
			Total	0	0	0	0	0	0	0	0	0	0	No
22.9999 Legal Professions and Studies, Other	7 - Master's degree	1	Men	0	0	0	0	0	0	0	0	0	0	
			Women	0	0	0	0	0	0	0	0	0	0	
			Total	0	0	0	0	0	0	0	0	0	0	No
22.9999 Legal Professions and Studies, Other	17 - Doctor's degree - research / scholarship	1	Men	0	0	0	0	0	0	0	0	0	0	
			Women	0	0	0	0	0	0	0	0	0	0	
			Total	0	0	0	0	0	0	0	0	0	0	No
22.9999 Legal Professions and Studies, Other	7 - Master's degree	2	Men	0	0	0	0	0	0	0	0	0	0	
			Women	0	0	0	0	0	0	0	0	0	0	
			Total	0	0	0	0	0	0	0	0	0	0	No
22.9999 Legal Professions and Studies, Other	17 - Doctor's degree - research / scholarship	2	Men	0	0	0	0	0	0	0	0	0	0	
			Women	0	0	0	0	0	0	0	0	0	0	
			Total	0	0	0	0	0	0	0	0	0	0	No
23.0101 English Language and Literature, General	5 - Bachelor's degree	1	Men	2	1	0	13	4	1	29	2	1	53	
			Women	6	4	0	13	4	0	49	3	3	82	
			Total	8	5	0	26	8	1	78	5	4	135	No
23.0101 English Language and Literature, General	7 - Master's degree	1	Men	0	0	0	1	1	0	5	0	0	7	
			Women	1	1	0	0	0	0	3	1	0	6	
			Total	1	1	0	1	1	0	8	1	0	13	No
23.0101 English Language and Literature, General	17 - Doctor's degree - research / scholarship	1	Men	0	1	0	0	0	0	0	0	1	2	
			Women	1	1	1	1	0	0	6	0	2	12	
			Total	1	2	1	1	0	0	6	0	3	14	No
23.0101 English Language and Literature, General	5 - Bachelor's degree	2	Men	0	2	0	0	0	0	3	0	0	5	
			Women	0	0	0	2	0	0	5	1	0	8	
			Total	0	2	0	2	0	0	8	1	0	13	No

CIPCODE	Award Level	Major	Gender	Non Resident Alien	Hispanic / Latino	American Indian or Alaska Native	Asian	Black or African American	Native Hawaiian or Other Pacific Islander	White	Two or more Races	Race/ ethnicity unknown	Total	distance education program
23.0101 English Language and Literature, General	7 - Master's degree	2	Men	0	0	0	0	0	0	0	0	0	0	
			Women	0	0	0	0	0	0	0	0	0	0	
			Total	0	0	0	0	0	0	0	0	0	0	No
23.0101 English Language and Literature, General	17 - Doctor's degree - research / scholarship	2	Men	0	0	0	0	0	0	0	0	0	0	
			Women	0	0	0	0	0	0	0	0	0	0	
			Total	0	0	0	0	0	0	0	0	0	0	No
23.1302 Creative Writing	5 - Bachelor's degree	1	Men	0	0	0	3	1	0	16	0	3	23	
			Women	2	0	0	3	1	0	30	3	1	40	
			Total	2	0	0	6	2	0	46	3	4	63	No
23.1302 Creative Writing	7 - Master's degree	1	Men	0	0	0	0	0	0	2	0	0	2	
			Women	0	1	0	1	0	0	6	0	1	9	
			Total	0	1	0	1	0	0	8	0	1	11	No
23.1302 Creative Writing	5 - Bachelor's degree	2	Men	0	0	0	0	0	0	1	0	0	1	
			Women	0	0	0	1	0	0	1	0	0	2	
			Total	0	0	0	1	0	0	2	0	0	3	No
23.1302 Creative Writing	7 - Master's degree	2	Men	0	0	0	0	0	0	0	0	0	0	
			Women	0	0	0	0	0	0	0	0	0	0	
			Total	0	0	0	0	0	0	0	0	0	0	No
23.1303 Professional, Technical, Business, and Scientific Writing	5 - Bachelor's degree	1	Men	0	0	0	0	0	0	0	0	0	0	
			Women	0	0	0	0	0	0	0	0	0	0	
			Total	0	0	0	0	0	0	0	0	0	0	No
23.1303 Professional, Technical, Business, and Scientific Writing	7 - Master's degree	1	Men	4	0	0	1	1	0	11	0	1	18	
			Women	9	0	0	7	1	0	13	1	0	31	
			Total	13	0	0	8	2	0	24	1	1	49	No
23.1303 Professional, Technical, Business, and Scientific Writing	17 - Doctor's degree - research / scholarship	1	Men	0	0	0	0	0	0	0	0	0	0	
			Women	0	0	0	0	0	0	0	0	0	0	
			Total	0	0	0	0	0	0	0	0	0	0	No
23.1303 Professional, Technical, Business, and Scientific Writing	5 - Bachelor's degree	2	Men	0	0	0	0	0	0	0	0	0	0	
			Women	0	0	0	0	0	0	0	0	0	0	
			Total	0	0	0	0	0	0	0	0	0	0	No
23.1303 Professional, Technical, Business, and Scientific Writing	7 - Master's degree	2	Men	0	0	0	0	0	0	0	0	0	0	
			Women	0	0	0	0	0	0	0	0	0	0	
			Total	0	0	0	0	0	0	0	0	0	0	No
23.1303 Professional, Technical, Business, and Scientific Writing	17 - Doctor's degree - research / scholarship	2	Men	0	0	0	0	0	0	0	0	0	0	
			Women	0	0	0	0	0	0	0	0	0	0	
			Total	0	0	0	0	0	0	0	0	0	0	No
24.0101 Liberal Arts and Sciences/Liberal Studies	5 - Bachelor's degree	1	Men	0	0	0	0	0	0	0	0	0	0	
			Women	0	0	0	0	0	0	0	0	0	0	
			Total	0	0	0	0	0	0	0	0	0	0	No
24.0101 Liberal Arts and Sciences/Liberal Studies	5 - Bachelor's degree	2	Men	0	0	0	0	0	0	0	0	0	0	
			Women	0	0	0	0	0	0	0	0	0	0	
			Total	0	0	0	0	0	0	0	0	0	0	No
24.0102 General Studies	5 - Bachelor's degree	1	Men	0	0	0	2	0	0	3	0	1	6	
			Women	0	0	0	0	0	0	3	0	0	3	

CIPCODE	Award Level	Major	Gender	Non Resident Alien	Hispanic / Latino	American Indian or Alaska Native	Asian	Black or African American	Native Hawaiian or Other Pacific Islander	White	Two or more Races	Race/ ethnicity unknown	Total	distance education program
Botany/Plant Biology	7 - Master's degree		Women	0	0	0	0	0	0	0	0	0	0	
			Total	0	0	0	0	0	0	0	0	0	0	No
26.0301 Botany/Plant Biology	17 - Doctor's degree - research / scholarship	1	Men	0	0	0	0	0	0	0	0	0	0	
			Women	0	0	0	0	0	0	0	0	0	0	
			Total	0	0	0	0	0	0	0	0	0	0	No
26.0301 Botany/Plant Biology	5 - Bachelor's degree	2	Men	0	0	0	0	0	0	0	0	0	0	
			Women	0	0	0	0	0	0	0	0	0	0	
			Total	0	0	0	0	0	0	0	0	0	0	No
26.0301 Botany/Plant Biology	7 - Master's degree	2	Men	0	0	0	0	0	0	0	0	0	0	
			Women	0	0	0	0	0	0	0	0	0	0	
			Total	0	0	0	0	0	0	0	0	0	0	No
26.0301 Botany/Plant Biology	17 - Doctor's degree - research / scholarship	2	Men	0	0	0	0	0	0	0	0	0	0	
			Women	0	0	0	0	0	0	0	0	0	0	
			Total	0	0	0	0	0	0	0	0	0	0	No
26.0406 Cell/Cellular and Molecular Biology	5 - Bachelor's degree	1	Men	2	7	1	24	2	0	40	3	2	81	
			Women	7	1	0	45	2	1	35	6	2	99	
			Total	9	8	1	69	4	1	75	9	4	180	No
26.0406 Cell/Cellular and Molecular Biology	7 - Master's degree	1	Men	0	0	0	0	0	0	0	0	0	0	
			Women	0	0	0	0	0	0	0	0	0	0	
			Total	0	0	0	0	0	0	0	0	0	0	No
26.0406 Cell/Cellular and Molecular Biology	17 - Doctor's degree - research / scholarship	1	Men	1	2	0	2	2	0	9	0	1	17	
			Women	0	0	0	2	0	0	5	0	0	7	
			Total	1	2	0	4	2	0	14	0	1	24	No
26.0406 Cell/Cellular and Molecular Biology	5 - Bachelor's degree	2	Men	0	0	0	0	0	0	0	0	0	0	
			Women	0	0	0	0	0	0	0	0	0	0	
			Total	0	0	0	0	0	0	0	0	0	0	No
26.0406 Cell/Cellular and Molecular Biology	7 - Master's degree	2	Men	0	0	0	0	0	0	0	0	0	0	
			Women	0	0	0	0	0	0	0	0	0	0	
			Total	0	0	0	0	0	0	0	0	0	0	No
26.0406 Cell/Cellular and Molecular Biology	17 - Doctor's degree - research / scholarship	2	Men	0	0	0	0	0	0	0	0	0	0	
			Women	0	0	0	0	0	0	0	0	0	0	
			Total	0	0	0	0	0	0	0	0	0	0	No
26.0502 Microbiology, General	5 - Bachelor's degree	1	Men	0	1	0	17	0	0	12	3	0	33	
			Women	3	2	0	13	1	1	9	3	1	33	
			Total	3	3	0	30	1	1	21	6	1	66	No
26.0502 Microbiology, General	7 - Master's degree	1	Men	0	0	0	0	0	0	1	0	0	1	
			Women	0	0	0	0	0	0	1	0	0	1	
			Total	0	0	0	0	0	0	2	0	0	2	No
26.0502 Microbiology, General	17 - Doctor's degree - research / scholarship	1	Men	0	0	0	0	0	0	3	0	0	3	
			Women	2	0	0	0	0	0	3	0	0	5	
			Total	2	0	0	0	0	0	6	0	0	8	No
26.0502 Microbiology, General	5 - Bachelor's degree	2	Men	0	0	0	2	0	0	1	0	0	3	

CIPCODE	Award Level	Major	Gender	Non Resident Alien	Hispanic / Latino	American Indian or Alaska Native	Asian	Black or African American	Native Hawaiian or Other Pacific Islander	White	Two or more Races	Race/ ethnicity unknown	Total	distance education program	
26.1309 Epidemiology	17 - Doctor's degree - research / scholarship	2	Total	0	0	0	0	0	0	0	0	0	0	No	
			Men	0	0	0	0	0	0	0	0	0	0		
			Women	0	0	0	0	0	0	0	0	0	0	0	
			Total	0	0	0	0	0	0	0	0	0	0	0	No
26.1399 Ecology, Evolution, Systematics and Population Biology, Other	5 - Bachelor's degree	1	Men	0	1	0	1	0	0	11	1	0	14		
			Women	0	0	0	1	0	1	19	2	1	24		
			Total	0	1	0	2	0	1	30	3	1	38	No	
26.1399 Ecology, Evolution, Systematics and Population Biology, Other	7 - Master's degree	1	Men	0	0	0	0	0	0	1	0	0	1		
			Women	1	0	0	0	0	0	2	0	0	3		
			Total	1	0	0	0	0	0	3	0	0	4	No	
26.1399 Ecology, Evolution, Systematics and Population Biology, Other	17 - Doctor's degree - research / scholarship	1	Men	0	0	0	0	0	0	0	0	0	0		
			Women	0	0	0	0	0	0	1	0	0	1		
			Total	0	0	0	0	0	0	1	0	0	1	No	
26.1399 Ecology, Evolution, Systematics and Population Biology, Other	5 - Bachelor's degree	2	Men	0	0	0	0	0	0	1	0	0	1		
			Women	0	0	0	0	0	0	0	0	0	0		
			Total	0	0	0	0	0	0	1	0	0	1	No	
26.1399 Ecology, Evolution, Systematics and Population Biology, Other	7 - Master's degree	2	Men	0	0	0	0	0	0	0	0	0	0		
			Women	0	0	0	0	0	0	0	0	0	0		
			Total	0	0	0	0	0	0	0	0	0	0	No	
26.1399 Ecology, Evolution, Systematics and Population Biology, Other	17 - Doctor's degree - research / scholarship	2	Men	0	0	0	0	0	0	0	0	0	0		
			Women	0	0	0	0	0	0	0	0	0	0		
			Total	0	0	0	0	0	0	0	0	0	0	No	
26.1501 Neuroscience	7 - Master's degree	1	Men	0	0	0	0	0	0	0	0	0	0		
			Women	0	0	0	0	0	0	0	0	0	0		
			Total	0	0	0	0	0	0	0	0	0	0	No	
26.1501 Neuroscience	17 - Doctor's degree - research / scholarship	1	Men	0	0	0	0	0	0	1	0	0	1		
			Women	0	0	0	1	0	0	0	0	0	1		
			Total	0	0	0	1	0	0	1	0	0	2	No	
26.1501 Neuroscience	7 - Master's degree	2	Men	0	0	0	0	0	0	0	0	0	0		
			Women	0	0	0	0	0	0	0	0	0	0		
			Total	0	0	0	0	0	0	0	0	0	0	No	
26.1501 Neuroscience	17 - Doctor's degree - research / scholarship	2	Men	0	0	0	0	0	0	0	0	0	0		
			Women	0	0	0	0	0	0	0	0	0	0		
			Total	0	0	0	0	0	0	0	0	0	0	No	
26.1503 Neurobiology and Anatomy	5 - Bachelor's degree	1	Men	0	2	0	8	1	0	18	1	2	32		
			Women	0	4	0	4	2	0	13	5	1	29		
			Total	0	6	0	12	3	0	31	6	3	61	No	
26.1503 Neurobiology and Anatomy	7 - Master's degree	1	Men	0	0	0	0	0	0	0	0	0	0		
			Women	0	0	0	0	0	0	0	0	0	0		
			Total	0	0	0	0	0	0	0	0	0	0	No	
26.1503 Neurobiology and Anatomy		1	Men	1	1	0	0	0	0	2	0	0	4		
			Women	0	0	0	1	0	0	2	0	0	3		
			Total	1	1	0	1	0	0	4	0	0	7	No	

CIPCODE	Award Level	Major	Gender	Non Resident Alien	Hispanic / Latino	American Indian or Alaska Native	Asian	Black or African American	Native Hawaiian or Other Pacific Islander	White	Two or more Races	Race/ ethnicity unknown	Total	distance education program	
Mathematical Statistics and Probability			Total	0	0	0	0	0	0	0	0	0	0	No	
27.0502	17 - Doctor's degree - research / scholarship	2	Men	0	0	0	0	0	0	0	0	0	0		
Mathematical Statistics and Probability			Women	0	0	0	0	0	0	0	0	0	0	0	
			Total	0	0	0	0	0	0	0	0	0	0	0	No
30.0000	7 - Master's degree	1	Men	0	0	0	0	0	0	0	0	0	0		
Multi-/Interdisciplinary Studies, General			Women	0	0	0	0	0	0	0	0	0	0	0	
			Total	0	0	0	0	0	0	0	0	0	0	0	No
30.0000	7 - Master's degree	2	Men	0	0	0	0	0	0	0	0	0	0		
Multi-/Interdisciplinary Studies, General			Women	0	0	0	0	0	0	0	0	0	0	0	
			Total	0	0	0	0	0	0	0	0	0	0	0	No
30.1401	7 - Master's degree	1	Men	0	0	0	0	0	0	5	1	0	6		
Museology/Museum Studies			Women	1	2	0	0	0	0	19	1	1	24		
			Total	1	2	0	0	0	0	24	2	1	30	No	
30.1401	7 - Master's degree	2	Men	0	0	0	0	0	0	0	0	0	0		
Museology/Museum Studies			Women	0	0	0	0	0	0	0	0	0	0	0	
			Total	0	0	0	0	0	0	0	0	0	0	0	No
30.1801	5 - Bachelor's degree	1	Men	0	0	0	0	0	0	0	0	0	0		
Natural Sciences			Women	0	0	0	0	0	0	0	0	0	0	0	
			Total	0	0	0	0	0	0	0	0	0	0	0	No
30.1801	5 - Bachelor's degree	2	Men	0	0	0	0	0	0	0	0	0	0		
Natural Sciences			Women	0	0	0	0	0	0	0	0	0	0	0	
			Total	0	0	0	0	0	0	0	0	0	0	0	No
30.1901	5 - Bachelor's degree	1	Men	0	0	0	0	0	0	0	0	0	0		
Nutrition Sciences			Women	0	0	0	0	0	0	0	0	0	0	0	
			Total	0	0	0	0	0	0	0	0	0	0	0	No
30.1901	7 - Master's degree	1	Men	0	0	0	0	0	0	0	0	0	0		
Nutrition Sciences			Women	1	1	0	3	0	0	7	0	1	13		
			Total	1	1	0	3	0	0	7	0	1	13	No	
30.1901	17 - Doctor's degree - research / scholarship	1	Men	0	0	0	0	0	0	0	0	0	0		
Nutrition Sciences			Women	0	0	0	0	0	0	0	0	0	0	0	
			Total	0	0	0	0	0	0	0	0	0	0	0	No
30.1901	5 - Bachelor's degree	2	Men	0	0	0	0	0	0	0	0	0	0		
Nutrition Sciences			Women	0	0	0	0	0	0	0	0	0	0	0	
			Total	0	0	0	0	0	0	0	0	0	0	0	No
30.1901	7 - Master's degree	2	Men	0	0	0	0	0	0	0	0	0	0		
Nutrition Sciences			Women	0	0	0	0	0	0	0	0	0	0	0	
			Total	0	0	0	0	0	0	0	0	0	0	0	No
30.1901	17 - Doctor's degree - research / scholarship	2	Men	0	0	0	0	0	0	0	0	0	0		
Nutrition Sciences			Women	0	0	0	0	0	0	0	0	0	0	0	
			Total	0	0	0	0	0	0	0	0	0	0	0	No
30.3101	5 - Bachelor's degree	1	Men	1	2	0	2	0	0	6	0	0	11		
Human Computer Interaction			Women	0	0	0	2	0	0	5	0	1	8		
			Total	1	2	0	4	0	0	11	0	1	19	No	

CIPCODE	Award Level	Major	Gender	Non Resident Alien	Hispanic / Latino	American Indian or Alaska Native	Asian	Black or African American	Native Hawaiian or Other Pacific Islander	White	Two or more Races	Race/ ethnicity unknown	Total	distance education program
38.0101 Philosophy	5 - Bachelor's degree	1	Total	0	0	0	0	0	0	0	0	0	0	No
			Men	3	2	0	9	1	1	14	2	0	32	
			Women	0	0	0	4	0	0	5	0	2	11	
38.0101 Philosophy	7 - Master's degree	1	Total	3	2	0	13	1	1	19	2	2	43	No
			Men	0	1	0	0	0	0	0	0	0	1	
			Women	1	0	0	1	0	0	1	0	0	3	
38.0101 Philosophy	17 - Doctor's degree - research / scholarship	1	Total	1	1	0	1	0	0	1	0	0	4	No
			Men	0	0	0	0	0	0	3	0	0	3	
			Women	0	0	1	0	0	0	0	0	0	1	
38.0101 Philosophy	5 - Bachelor's degree	2	Total	0	0	1	0	0	0	3	0	0	4	No
			Men	0	0	0	0	0	0	5	0	1	6	
			Women	1	0	0	0	0	0	1	1	0	3	
38.0101 Philosophy	7 - Master's degree	2	Total	1	0	0	0	0	0	6	1	1	9	No
			Men	0	0	0	0	0	0	0	0	0	0	
			Women	0	0	0	0	0	0	0	0	0	0	
38.0101 Philosophy	17 - Doctor's degree - research / scholarship	2	Total	0	0	0	0	0	0	0	0	0	0	No
			Men	0	0	0	0	0	0	0	0	0	0	
			Women	0	0	0	0	0	0	0	0	0	0	
38.0199 Philosophy, Other	17 - Doctor's degree - research / scholarship	1	Total	0	0	0	0	0	0	0	0	0	0	No
			Men	0	0	0	0	0	0	0	0	0	0	
			Women	0	0	0	0	0	0	0	0	0	0	
38.0199 Philosophy, Other	17 - Doctor's degree - research / scholarship	2	Total	0	0	0	0	0	0	0	0	0	0	No
			Men	0	0	0	0	0	0	0	0	0	0	
			Women	0	0	0	0	0	0	0	0	0	0	
38.0201 Religion/Religious Studies	5 - Bachelor's degree	1	Total	0	0	0	0	0	0	0	0	0	0	
			Men	1	0	0	2	1	0	1	0	0	5	
			Women	0	1	0	2	0	0	3	0	0	6	
38.0201 Religion/Religious Studies	7 - Master's degree	1	Total	1	1	0	4	1	0	4	0	0	11	No
			Men	0	0	0	0	0	0	0	0	0	0	
			Women	0	0	0	0	0	0	5	0	1	6	
38.0201 Religion/Religious Studies	5 - Bachelor's degree	2	Total	0	0	0	0	0	0	5	0	1	6	No
			Men	0	0	0	0	0	0	0	0	0	0	
			Women	1	1	0	0	0	0	2	0	0	4	
38.0201 Religion/Religious Studies	7 - Master's degree	2	Total	1	1	0	0	0	0	2	0	0	4	No
			Men	0	0	0	0	0	0	0	0	0	0	
			Women	0	0	0	0	0	0	0	0	0	0	
38.0205 Islamic Studies	5 - Bachelor's degree	1	Total	0	0	0	0	0	0	0	0	0	0	
			Men	0	0	0	0	0	0	0	0	0	0	
			Women	0	0	0	0	0	0	0	0	0	0	
38.0205 Islamic Studies	5 - Bachelor's degree	2	Total	0	0	0	0	0	0	0	0	0	0	No
			Men	0	0	0	0	0	0	0	0	0	0	
			Women	0	0	0	1	0	0	0	0	0	1	
38.0205 Islamic Studies	5 - Bachelor's degree	2	Total	0	0	0	1	0	0	0	0	0	1	No
			Men	0	0	0	0	0	0	0	0	0	0	
			Women	0	0	0	1	0	0	0	0	0	1	

CIPCODE	Award Level	Major	Gender	Non Resident Alien	Hispanic / Latino	American Indian or Alaska Native	Asian	Black or African American	Native Hawaiian or Other Pacific Islander	White	Two or more Races	Race/ ethnicity unknown	Total	distance education program	
40.0603 Geophysics and Seismology	7 - Master's degree	1	Total	1	0	0	1	0	0	5	0	0	7	No	
			Men	0	0	0	0	0	0	0	0	0	0		
			Women	0	0	0	0	0	0	0	0	0	0	0	
40.0603 Geophysics and Seismology	17 - Doctor's degree - research / scholarship	1	Total	0	0	0	0	0	0	0	0	0	0	No	
			Men	0	0	0	0	0	0	1	0	0	1		
			Women	0	0	0	0	0	0	0	0	0	0	0	
40.0603 Geophysics and Seismology	5 - Bachelor's degree	2	Total	0	0	0	0	0	0	0	0	0	0	No	
			Men	0	0	0	0	0	0	0	0	0	0		
			Women	0	0	0	0	0	0	0	0	0	0	0	
40.0603 Geophysics and Seismology	7 - Master's degree	2	Total	0	0	0	0	0	0	0	0	0	0	No	
			Men	0	0	0	0	0	0	0	0	0	0	0	
			Women	0	0	0	0	0	0	0	0	0	0	0	
40.0603 Geophysics and Seismology	17 - Doctor's degree - research / scholarship	2	Total	0	0	0	0	0	0	0	0	0	0	No	
			Men	0	0	0	0	0	0	0	0	0	0	0	
			Women	0	0	0	0	0	0	0	0	0	0	0	
40.0607 Oceanography, Chemical and Physical	5 - Bachelor's degree	1	Total	0	4	1	3	0	0	16	0	0	24	No	
			Men	0	1	1	1	0	0	10	0	0	13		
			Women	0	3	0	2	0	0	6	0	0	11		
40.0607 Oceanography, Chemical and Physical	7 - Master's degree	1	Total	0	1	0	1	0	0	2	0	0	4	No	
			Men	0	0	0	0	0	0	0	0	0	0	0	
			Women	0	1	0	1	0	0	2	0	0	4		
40.0607 Oceanography, Chemical and Physical	17 - Doctor's degree - research / scholarship	1	Total	2	0	0	0	0	0	11	0	0	13	No	
			Men	0	0	0	0	0	0	4	0	0	4		
			Women	2	0	0	0	0	0	7	0	0	9		
40.0607 Oceanography, Chemical and Physical	5 - Bachelor's degree	2	Total	0	0	0	0	0	0	0	0	0	0	No	
			Men	0	0	0	0	0	0	0	0	0	0	0	
			Women	0	0	0	0	0	0	0	0	0	0	0	
40.0607 Oceanography, Chemical and Physical	7 - Master's degree	2	Total	0	0	0	0	0	0	0	0	0	0	No	
			Men	0	0	0	0	0	0	0	0	0	0	0	
			Women	0	0	0	0	0	0	0	0	0	0	0	
40.0607 Oceanography, Chemical and Physical	17 - Doctor's degree - research / scholarship	2	Total	0	0	0	0	0	0	0	0	0	0	No	
			Men	0	0	0	0	0	0	0	0	0	0	0	
			Women	0	0	0	0	0	0	0	0	0	0	0	
40.0699 Geological and Earth Sciences/Geosciences, Other	5 - Bachelor's degree	1	Total	1	0	0	4	0	0	11	0	0	16	No	
			Men	1	0	0	4	0	0	5	0	0	10		
			Women	0	0	0	0	0	0	6	0	0	6		
40.0699 Geological and Earth Sciences/Geosciences, Other	5 - Bachelor's degree	2	Total	0	0	0	0	0	0	1	0	0	1	No	
			Men	0	0	0	0	0	0	1	0	0	1		
			Women	0	0	0	0	0	0	0	0	0	0	0	
40.0801 Physics, General	5 - Bachelor's degree	1	Total	11	9	1	10	2	0	49	2	5	89	No	
			Men	11	6	1	9	2	0	43	1	4	77		
			Women	0	3	0	1	0	0	6	1	1	12		

CIPCODE	Award Level	Major	Gender	Non Resident Alien	Hispanic / Latino	American Indian or Alaska Native	Asian	Black or African American	Native Hawaiian or Other Pacific Islander	White	Two or more Races	Race/ ethnicity unknown	Total	distance education program
Anthropology	17 - Doctor's degree - research / scholarship	1	Women	0	1	1	0	0	0	1	0	2	5	
			Total	0	1	1	0	0	0	1	0	2	5	No
45.0201 Anthropology	5 - Bachelor's degree	2	Men	0	1	0	2	0	0	2	0	0	5	
			Women	2	1	1	5	0	1	15	1	0	26	
			Total	2	2	1	7	0	1	17	1	0	31	No
45.0201 Anthropology	7 - Master's degree	2	Men	0	0	0	0	0	0	0	0	0	0	
			Women	0	0	0	0	0	0	0	0	0	0	
			Total	0	0	0	0	0	0	0	0	0	0	No
45.0201 Anthropology	17 - Doctor's degree - research / scholarship	2	Men	0	0	0	0	0	0	0	0	0	0	
			Women	0	0	0	0	0	0	0	0	0	0	
			Total	0	0	0	0	0	0	0	0	0	0	No
45.0202 Physical and Biological Anthropology	5 - Bachelor's degree	1	Men	0	0	0	0	0	0	0	0	0	0	
			Women	0	0	0	0	0	0	1	0	0	1	
			Total	0	0	0	0	0	0	1	0	0	1	No
45.0202 Physical and Biological Anthropology	5 - Bachelor's degree	2	Men	0	0	0	1	0	0	0	0	0	1	
			Women	0	0	0	0	0	0	0	0	1	1	
			Total	0	0	0	1	0	0	0	0	1	2	No
45.0601 Economics, General	5 - Bachelor's degree	1	Men	44	4	0	22	0	0	48	3	2	123	
			Women	120	1	0	16	0	0	19	3	1	160	
			Total	164	5	0	38	0	0	67	6	3	283	No
45.0601 Economics, General	7 - Master's degree	1	Men	6	1	0	1	0	0	1	2	0	11	
			Women	5	0	0	1	0	0	1	0	0	7	
			Total	11	1	0	2	0	0	2	2	0	18	No
45.0601 Economics, General	17 - Doctor's degree - research / scholarship	1	Men	8	1	0	0	0	0	3	0	0	12	
			Women	5	0	0	0	1	0	0	0	1	7	
			Total	13	1	0	0	1	0	3	0	1	19	No
45.0601 Economics, General	5 - Bachelor's degree	2	Men	12	0	0	3	0	0	5	0	0	20	
			Women	22	1	0	2	0	0	5	0	2	32	
			Total	34	1	0	5	0	0	10	0	2	52	No
45.0601 Economics, General	7 - Master's degree	2	Men	0	0	0	0	0	0	0	0	0	0	
			Women	0	0	0	0	0	0	0	0	0	0	
			Total	0	0	0	0	0	0	0	0	0	0	No
45.0601 Economics, General	17 - Doctor's degree - research / scholarship	2	Men	0	0	0	0	0	0	0	0	0	0	
			Women	0	0	0	0	0	0	0	0	0	0	
			Total	0	0	0	0	0	0	0	0	0	0	No
45.0605 International Economics	7 - Master's degree	1	Men	0	0	0	0	0	0	0	0	0	0	
			Women	0	0	0	0	0	0	0	0	0	0	
			Total	0	0	0	0	0	0	0	0	0	0	No
45.0605 International Economics	7 - Master's degree	2	Men	0	0	0	0	0	0	0	0	0	0	
			Women	0	0	0	0	0	0	0	0	0	0	
			Total	0	0	0	0	0	0	0	0	0	0	No
45.0701		1	Men	12	5	1	7	2	0	14	4	2	47	

CIPCODE	Award Level	Major	Gender	Non Resident Alien	Hispanic / Latino	American Indian or Alaska Native	Asian	Black or African American	Native Hawaiian or Other Pacific Islander	White	Two or more Races	Race/ ethnicity unknown	Total	distance education program
Geography	5 - Bachelor's degree		Women	5	4	0	11	0	0	14	3	0	37	
			Total	17	9	1	18	2	0	28	7	2	84	No
45.0701 Geography	7 - Master's degree	1	Men	0	0	0	1	1	0	8	0	0	10	
			Women	0	1	0	0	1	0	13	0	0	15	
			Total	0	1	0	1	2	0	21	0	0	25	No
45.0701 Geography	17 - Doctor's degree - research / scholarship	1	Men	0	0	0	0	0	0	2	0	1	3	
			Women	1	0	0	0	0	0	0	0	0	1	
			Total	1	0	0	0	0	0	2	0	1	4	No
45.0701 Geography	5 - Bachelor's degree	2	Men	0	1	0	1	1	0	2	0	0	5	
			Women	0	0	0	0	0	0	1	0	0	1	
			Total	0	1	0	1	1	0	3	0	0	6	No
45.0701 Geography	7 - Master's degree	2	Men	0	0	0	0	0	0	0	0	0	0	
			Women	0	0	0	0	0	0	0	0	0	0	
			Total	0	0	0	0	0	0	0	0	0	0	No
45.0701 Geography	17 - Doctor's degree - research / scholarship	2	Men	0	0	0	0	0	0	0	0	0	0	
			Women	0	0	0	0	0	0	0	0	0	0	
			Total	0	0	0	0	0	0	0	0	0	0	No
45.0901 International Relations and Affairs	7 - Master's degree	1	Men	0	0	0	0	0	0	0	0	0	0	
			Women	0	0	0	0	0	0	0	0	0	0	
			Total	0	0	0	0	0	0	0	0	0	0	No
45.0901 International Relations and Affairs	7 - Master's degree	2	Men	0	0	0	0	0	0	0	0	0	0	
			Women	0	0	0	0	0	0	0	0	0	0	
			Total	0	0	0	0	0	0	0	0	0	0	No
45.1001 Political Science and Government, General	5 - Bachelor's degree	1	Men	8	11	1	21	3	0	65	6	2	117	
			Women	3	5	3	15	1	1	47	4	2	81	
			Total	11	16	4	36	4	1	112	10	4	198	No
45.1001 Political Science and Government, General	7 - Master's degree	1	Men	3	3	0	0	0	0	2	1	0	9	
			Women	0	0	0	0	0	0	1	0	1	2	
			Total	3	3	0	0	0	0	3	1	1	11	No
45.1001 Political Science and Government, General	17 - Doctor's degree - research / scholarship	1	Men	1	1	0	0	1	0	1	0	1	5	
			Women	3	1	0	0	0	0	6	0	0	10	
			Total	4	2	0	0	1	0	7	0	1	15	No
45.1001 Political Science and Government, General	5 - Bachelor's degree	2	Men	0	0	1	3	0	0	6	3	0	13	
			Women	1	2	0	4	0	0	18	3	0	28	
			Total	1	2	1	7	0	0	24	6	0	41	No
45.1001 Political Science and Government, General	7 - Master's degree	2	Men	0	0	0	0	0	0	0	0	0	0	
			Women	0	0	0	0	0	0	0	0	0	0	
			Total	0	0	0	0	0	0	0	0	0	0	No
45.1001 Political Science and Government, General	17 - Doctor's degree - research / scholarship	2	Men	0	0	0	0	0	0	0	0	0	0	
			Women	0	0	0	0	0	0	0	0	0	0	
			Total	0	0	0	0	0	0	0	0	0	0	No
45.1099	5 - Bachelor's degree	1	Men	8	4	0	5	0	0	33	2	0	52	
			Women	8	3	1	2	0	0	19	2	1	36	

CIPCODE	Award Level	Major	Gender	Non Resident Alien	Hispanic / Latino	American Indian or Alaska Native	Asian	Black or African American	Native Hawaiian or Other Pacific Islander	White	Two or more Races	Race/ ethnicity unknown	Total	distance education program
Political Science and Government, Other			Total	16	7	1	7	0	0	52	4	1	88	No
45.1099 Political Science and Government, Other	7 - Master's degree	1	Men	0	0	0	0	0	0	0	0	0	0	
			Women	0	0	0	0	0	0	0	0	0	0	
			Total	0	0	0	0	0	0	0	0	0	0	No
45.1099 Political Science and Government, Other	5 - Bachelor's degree	2	Men	0	1	0	1	0	0	0	0	0	2	
			Women	1	0	0	0	0	0	0	0	0	1	
			Total	1	1	0	1	0	0	0	0	0	3	No
45.1099 Political Science and Government, Other	7 - Master's degree	2	Men	0	0	0	0	0	0	0	0	0	0	
			Women	0	0	0	0	0	0	0	0	0	0	
			Total	0	0	0	0	0	0	0	0	0	0	No
45.1101 Sociology	5 - Bachelor's degree	1	Men	6	5	1	20	6	0	22	4	2	66	
			Women	7	14	0	39	6	1	67	7	3	144	
			Total	13	19	1	59	12	1	89	11	5	210	No
45.1101 Sociology	7 - Master's degree	1	Men	0	0	0	0	0	0	0	0	0	0	
			Women	0	0	0	1	0	0	3	0	0	4	
			Total	0	0	0	1	0	0	3	0	0	4	No
45.1101 Sociology	17 - Doctor's degree - research / scholarship	1	Men	0	1	0	0	0	0	2	0	0	3	
			Women	1	1	0	0	0	0	6	0	0	8	
			Total	1	2	0	0	0	0	8	0	0	11	No
45.1101 Sociology	5 - Bachelor's degree	2	Men	1	0	0	1	0	0	4	0	1	7	
			Women	3	2	0	5	1	0	12	4	1	28	
			Total	4	2	0	6	1	0	16	4	2	35	No
45.1101 Sociology	7 - Master's degree	2	Men	0	0	0	0	0	0	0	0	0	0	
			Women	0	0	0	0	0	0	0	0	0	0	
			Total	0	0	0	0	0	0	0	0	0	0	No
45.1101 Sociology	17 - Doctor's degree - research / scholarship	2	Men	0	0	0	0	0	0	0	0	0	0	
			Women	0	0	0	0	0	0	0	0	0	0	
			Total	0	0	0	0	0	0	0	0	0	0	No
45.1201 Urban Studies/Affairs	7 - Master's degree	1	Men	0	0	0	0	0	0	0	0	0	0	
			Women	0	0	0	0	0	0	0	0	0	0	
			Total	0	0	0	0	0	0	0	0	0	0	No
45.1201 Urban Studies/Affairs	7 - Master's degree	2	Men	0	0	0	0	0	0	0	0	0	0	
			Women	0	0	0	0	0	0	0	0	0	0	
			Total	0	0	0	0	0	0	0	0	0	0	No
50.0301 Dance, General	5 - Bachelor's degree	1	Men	0	0	0	1	1	0	2	0	0	4	
			Women	1	0	1	1	0	0	4	4	0	11	
			Total	1	0	1	2	1	0	6	4	0	15	No
50.0301 Dance, General	7 - Master's degree	1	Men	0	1	0	0	0	0	2	0	0	3	
			Women	0	0	0	0	0	0	0	1	0	1	
			Total	0	1	0	0	0	0	2	1	0	4	No
50.0301 Dance, General	5 - Bachelor's degree	2	Men	0	0	0	1	0	0	0	0	0	1	
			Women	0	0	0	0	0	0	1	0	0	1	
			Total	0	0	0	1	0	0	1	0	0	2	No

CIPCODE	Award Level	Major	Gender	Non Resident Alien	Hispanic / Latino	American Indian or Alaska Native	Asian	Black or African American	Native Hawaiian or Other Pacific Islander	White	Two or more Races	Race/ ethnicity unknown	Total	distance education program
Directing and Theatrical Production			Total	0	0	0	0	0	0	0	0	0	0	No
50.0599 Dramatic/Theatre Arts and Stagecraft, Other	7 - Master's degree	1	Men	0	0	0	0	0	0	0	0	0	0	
			Women	0	0	0	0	0	0	0	0	0	0	
			Total	0	0	0	0	0	0	0	0	0	0	No
50.0599 Dramatic/Theatre Arts and Stagecraft, Other	17 - Doctor's degree - research / scholarship	1	Men	0	0	0	0	0	0	0	0	0	0	
			Women	0	0	0	0	0	0	0	0	0	0	
			Total	0	0	0	0	0	0	0	0	0	0	No
50.0599 Dramatic/Theatre Arts and Stagecraft, Other	7 - Master's degree	2	Men	0	0	0	0	0	0	0	0	0	0	
			Women	0	0	0	0	0	0	0	0	0	0	
			Total	0	0	0	0	0	0	0	0	0	0	No
50.0599 Dramatic/Theatre Arts and Stagecraft, Other	17 - Doctor's degree - research / scholarship	2	Men	0	0	0	0	0	0	0	0	0	0	
			Women	0	0	0	0	0	0	0	0	0	0	
			Total	0	0	0	0	0	0	0	0	0	0	No
50.0605 Photography	5 - Bachelor's degree	1	Men	0	1	0	0	0	0	3	0	1	5	
			Women	0	0	0	0	1	0	11	0	0	12	
			Total	0	1	0	0	1	0	14	0	1	17	No
50.0605 Photography	7 - Master's degree	1	Men	1	0	0	0	0	0	1	0	0	2	
			Women	0	0	0	0	0	0	1	0	0	1	
			Total	1	0	0	0	0	0	2	0	0	3	No
50.0605 Photography	5 - Bachelor's degree	2	Men	0	0	0	0	0	0	0	0	0	0	
			Women	0	0	0	0	0	0	0	0	0	0	
			Total	0	0	0	0	0	0	0	0	0	0	No
50.0605 Photography	7 - Master's degree	2	Men	0	0	0	0	0	0	0	0	0	0	
			Women	0	0	0	0	0	0	0	0	0	0	
			Total	0	0	0	0	0	0	0	0	0	0	No
50.0701 Art/Art Studies, General	5 - Bachelor's degree	1	Men	1	0	0	10	1	1	7	0	1	21	
			Women	9	2	0	14	0	0	26	3	2	56	
			Total	10	2	0	24	1	1	33	3	3	77	No
50.0701 Art/Art Studies, General	7 - Master's degree	1	Men	0	0	0	0	0	0	0	0	0	0	
			Women	0	0	0	0	0	0	0	0	0	0	
			Total	0	0	0	0	0	0	0	0	0	0	No
50.0701 Art/Art Studies, General	5 - Bachelor's degree	2	Men	1	0	0	0	0	0	0	0	0	1	
			Women	3	0	0	1	0	0	3	0	0	7	
			Total	4	0	0	1	0	0	3	0	0	8	No
50.0701 Art/Art Studies, General	7 - Master's degree	2	Men	0	0	0	0	0	0	0	0	0	0	
			Women	0	0	0	0	0	0	0	0	0	0	
			Total	0	0	0	0	0	0	0	0	0	0	No
50.0703 Art History, Criticism and Conservation	5 - Bachelor's degree	1	Men	1	1	0	1	0	0	4	0	0	7	
			Women	1	2	1	6	0	0	17	3	1	31	
			Total	2	3	1	7	0	0	21	3	1	38	No
50.0703 Art History, Criticism and Conservation	7 - Master's degree	1	Men	0	0	0	0	0	0	0	0	0	0	
			Women	2	0	0	0	0	0	1	0	0	3	
			Total	2	0	0	0	0	0	1	0	0	3	No

CIPCODE	Award Level	Major	Gender	Non Resident Alien	Hispanic / Latino	American Indian or Alaska Native	Asian	Black or African American	Native Hawaiian or Other Pacific Islander	White	Two or more Races	Race/ ethnicity unknown	Total	distance education program	
	17 - Doctor's degree - research / scholarship		Total	0	0	0	0	0	0	0	0	0	0	No	
50.0902	5 - Bachelor's degree	1	Men	0	0	0	0	0	0	0	0	0	0		
Music History, Literature, and Theory			Women	0	0	0	0	0	0	0	0	0	0	0	
			Total	0	0	0	0	0	0	0	0	0	0	0	No
50.0902	7 - Master's degree	1	Men	0	0	0	0	0	0	0	0	0	0		
Music History, Literature, and Theory			Women	0	1	0	0	0	0	2	0	0	3		
			Total	0	1	0	0	0	0	2	0	0	3	No	
50.0902	17 - Doctor's degree - research / scholarship	1	Men	0	0	0	0	0	0	0	0	0	0		
Music History, Literature, and Theory			Women	0	0	0	0	0	0	0	0	0	0		
			Total	0	0	0	0	0	0	0	0	0	0	0	No
50.0902	5 - Bachelor's degree	2	Men	0	0	0	0	0	0	0	0	0	0		
Music History, Literature, and Theory			Women	0	0	0	0	0	0	0	0	0	0		
			Total	0	0	0	0	0	0	0	0	0	0	0	No
50.0902	7 - Master's degree	2	Men	0	0	0	0	0	0	0	0	0	0		
Music History, Literature, and Theory			Women	0	0	0	0	0	0	0	0	0	0		
			Total	0	0	0	0	0	0	0	0	0	0	0	No
50.0902	17 - Doctor's degree - research / scholarship	2	Men	0	0	0	0	0	0	0	0	0	0		
Music History, Literature, and Theory			Women	0	0	0	0	0	0	0	0	0	0		
			Total	0	0	0	0	0	0	0	0	0	0	0	No
50.0903	5 - Bachelor's degree	1	Men	0	0	0	0	0	0	2	0	1	3		
Music Performance, General			Women	0	0	0	0	0	0	0	1	0	1		
			Total	0	0	0	0	0	0	2	1	1	4	No	
50.0903	7 - Master's degree	1	Men	0	0	0	0	0	0	0	0	0	0		
Music Performance, General			Women	0	0	0	0	0	0	0	0	0	0		
			Total	0	0	0	0	0	0	0	0	0	0	0	No
50.0903	17 - Doctor's degree - research / scholarship	1	Men	0	0	0	0	0	0	0	0	0	0		
Music Performance, General			Women	0	0	0	0	0	0	0	0	0	0		
			Total	0	0	0	0	0	0	0	0	0	0	0	No
50.0903	5 - Bachelor's degree	2	Men	0	0	0	0	0	0	0	0	0	0		
Music Performance, General			Women	0	0	0	0	0	0	0	0	0	0		
			Total	0	0	0	0	0	0	0	0	0	0	0	No
50.0903	7 - Master's degree	2	Men	0	0	0	0	0	0	0	0	0	0		
Music Performance, General			Women	0	0	0	0	0	0	0	0	0	0		
			Total	0	0	0	0	0	0	0	0	0	0	0	No
50.0903	17 - Doctor's degree - research / scholarship	2	Men	0	0	0	0	0	0	0	0	0	0		
Music Performance, General			Women	0	0	0	0	0	0	0	0	0	0		
			Total	0	0	0	0	0	0	0	0	0	0	0	No
50.0904	5 - Bachelor's degree	1	Men	0	0	0	0	0	0	0	0	0	0		
Music Theory and Composition			Women	0	1	0	0	0	0	0	0	0	0	1	
			Total	0	1	0	0	0	0	0	0	0	0	1	No
50.0904		1	Men	0	0	0	0	0	0	1	0	0	1		

CIPCODE	Award Level	Major	Gender	Non Resident Alien	Hispanic / Latino	American Indian or Alaska Native	Asian	Black or African American	Native Hawaiian or Other Pacific Islander	White	Two or more Races	Race/ ethnicity unknown	Total	distance education program
	17 - Doctor's degree - research / scholarship	2	Women	0	0	0	0	0	0	0	0	0	0	
			Total	0	0	0	0	0	0	0	0	0	0	No
50.0907 Keyboard Instruments	5 - Bachelor's degree	1	Men	0	0	0	0	0	0	0	1	0	1	
			Women	0	0	0	1	0	0	1	0	0	2	
			Total	0	0	0	1	0	0	1	1	0	3	No
50.0907 Keyboard Instruments	7 - Master's degree	1	Men	0	0	0	0	0	0	2	0	0	2	
			Women	2	0	0	0	0	0	0	1	0	3	
			Total	2	0	0	0	0	0	2	1	0	5	No
50.0907 Keyboard Instruments	17 - Doctor's degree - research / scholarship	1	Men	0	0	0	0	0	0	0	0	0	0	
			Women	3	0	0	1	0	0	1	0	2	7	
			Total	3	0	0	1	0	0	1	0	2	7	No
50.0907 Keyboard Instruments	5 - Bachelor's degree	2	Men	0	0	0	0	0	0	0	0	0	0	
			Women	0	0	0	0	0	0	0	0	0	0	
			Total	0	0	0	0	0	0	0	0	0	0	No
50.0907 Keyboard Instruments	7 - Master's degree	2	Men	0	0	0	0	0	0	0	0	0	0	
			Women	0	0	0	0	0	0	0	0	0	0	
			Total	0	0	0	0	0	0	0	0	0	0	No
50.0907 Keyboard Instruments	17 - Doctor's degree - research / scholarship	2	Men	0	0	0	0	0	0	0	0	0	0	
			Women	0	0	0	0	0	0	0	0	0	0	
			Total	0	0	0	0	0	0	0	0	0	0	No
50.0908 Voice and Opera	5 - Bachelor's degree	1	Men	0	0	0	0	0	0	0	0	0	0	
			Women	0	0	0	1	0	0	0	0	0	1	
			Total	0	0	0	1	0	0	0	0	0	1	No
50.0908 Voice and Opera	7 - Master's degree	1	Men	0	0	0	0	0	0	1	0	0	1	
			Women	0	1	0	0	0	0	5	0	0	6	
			Total	0	1	0	0	0	0	6	0	0	7	No
50.0908 Voice and Opera	17 - Doctor's degree - research / scholarship	1	Men	0	0	0	0	0	0	3	0	0	3	
			Women	0	0	0	1	0	0	0	0	1		
			Total	0	0	0	1	0	0	3	0	0	4	No
50.0908 Voice and Opera	5 - Bachelor's degree	2	Men	0	0	0	0	0	0	0	0	0	0	
			Women	0	0	0	0	0	0	0	0	0	0	
			Total	0	0	0	0	0	0	0	0	0	0	No
50.0908 Voice and Opera	7 - Master's degree	2	Men	0	0	0	0	0	0	0	0	0	0	
			Women	0	0	0	0	0	0	0	0	0	0	
			Total	0	0	0	0	0	0	0	0	0	0	No
50.0908 Voice and Opera	17 - Doctor's degree - research / scholarship	2	Men	0	0	0	0	0	0	0	0	0	0	
			Women	0	0	0	0	0	0	0	0	0	0	
			Total	0	0	0	0	0	0	0	0	0	0	No
50.0910 Jazz/Jazz Studies	5 - Bachelor's degree	1	Men	0	0	0	0	0	0	3	0	0	3	
			Women	0	0	0	0	0	0	0	0	0	0	
			Total	0	0	0	0	0	0	3	0	0	3	No
50.0910		1	Men	0	0	0	0	0	0	2	0	0	2	

CIPCODE	Award Level	Major	Gender	Non Resident Alien	Hispanic / Latino	American Indian or Alaska Native	Asian	Black or African American	Native Hawaiian or Other Pacific Islander	White	Two or more Races	Race/ ethnicity unknown	Total	distance education program
Advanced/Graduate Dentistry and Oral Sciences, Other	17 - Doctor's degree - research / scholarship		Total	0	0	0	0	0	0	0	0	0	0	No
51.0602 Dental Hygiene/Hygienist	5 - Bachelor's degree	1	Men	0	0	0	0	0	0	0	0	0	0	
			Women	0	0	0	0	0	0	0	0	0	0	
			Total	0	0	0	0	0	0	0	0	0	0	No
51.0602 Dental Hygiene/Hygienist	5 - Bachelor's degree	2	Men	0	0	0	0	0	0	0	0	0	0	
			Women	0	0	0	0	0	0	0	0	0	0	
			Total	0	0	0	0	0	0	0	0	0	0	No
51.0701 Health/Health Care Administration/Management	7 - Master's degree	1	Men	0	1	0	5	2	0	16	1	3	28	
			Women	1	1	1	6	2	0	23	2	0	36	
			Total	1	2	1	11	4	0	39	3	3	64	No
51.0701 Health/Health Care Administration/Management	7 - Master's degree	2	Men	0	0	0	0	0	0	0	0	0	0	
			Women	0	0	0	0	0	0	0	0	0	0	
			Total	0	0	0	0	0	0	0	0	0	0	No
51.0706 Health Information/Medical Records Administration/Administrator	5 - Bachelor's degree	1	Men	1	0	0	3	3	0	1	0	0	8	
			Women	0	0	0	12	5	0	2	1	2	22	
			Total	1	0	0	15	8	0	3	1	2	30	No
51.0706 Health Information/Medical Records Administration/Administrator	7 - Master's degree	1	Men	0	3	0	1	1	0	2	3	0	10	
			Women	1	0	0	5	1	0	4	0	0	11	
			Total	1	3	0	6	2	0	6	3	0	21	No
51.0706 Health Information/Medical Records Administration/Administrator	5 - Bachelor's degree	2	Men	0	0	0	0	0	0	0	0	0	0	
			Women	0	0	0	0	0	0	0	0	0	0	
			Total	0	0	0	0	0	0	0	0	0	0	No
51.0706 Health Information/Medical Records Administration/Administrator	7 - Master's degree	2	Men	0	0	0	0	0	0	0	0	0	0	
			Women	0	0	0	0	0	0	0	0	0	0	
			Total	0	0	0	0	0	0	0	0	0	0	No
51.0904 Emergency Medical Technology/Technician (EMT Paramedic)	5 - Bachelor's degree	1	Men	0	0	0	0	0	0	0	0	0	0	
			Women	0	0	0	0	0	0	0	0	0	0	
			Total	0	0	0	0	0	0	0	0	0	0	No
51.0904 Emergency Medical Technology/Technician (EMT Paramedic)	5 - Bachelor's degree	2	Men	0	0	0	0	0	0	0	0	0	0	
			Women	0	0	0	0	0	0	0	0	0	0	
			Total	0	0	0	0	0	0	0	0	0	0	No
51.0907 Medical Radiologic Technology/Science - Radiation Therapist	7 - Master's degree	1	Men	0	0	0	0	0	0	0	0	0	0	
			Women	0	0	0	0	0	0	0	0	0	0	
			Total	0	0	0	0	0	0	0	0	0	0	No
51.0907 Medical Radiologic Technology/Science - Radiation Therapist	7 - Master's degree	2	Men	0	0	0	0	0	0	0	0	0	0	
			Women	0	0	0	0	0	0	0	0	0	0	
			Total	0	0	0	0	0	0	0	0	0	0	No
51.0912		1	Men	0	4	1	0	2	0	17	2	0	26	

CIPCODE	Award Level	Major	Gender	Non Resident Alien	Hispanic / Latino	American Indian or Alaska Native	Asian	Black or African American	Native Hawaiian or Other Pacific Islander	White	Two or more Races	Race/ ethnicity unknown	Total	distance education program
	17 - Doctor's degree - research / scholarship		Total	0	0	0	0	0	0	0	0	0	0	No
51.2004 Medicinal and Pharmaceutical Chemistry	7 - Master's degree	1	Men	0	0	0	0	0	0	0	0	0	0	
			Women	0	0	0	0	0	0	0	0	0	0	
			Total	0	0	0	0	0	0	0	0	0	0	No
51.2004 Medicinal and Pharmaceutical Chemistry	17 - Doctor's degree - research / scholarship	1	Men	0	0	0	1	0	0	1	0	0	2	
			Women	0	0	0	1	0	0	2	0	0	3	
			Total	0	0	0	2	0	0	3	0	0	5	No
51.2004 Medicinal and Pharmaceutical Chemistry	7 - Master's degree	2	Men	0	0	0	0	0	0	0	0	0	0	
			Women	0	0	0	0	0	0	0	0	0	0	
			Total	0	0	0	0	0	0	0	0	0	0	No
51.2004 Medicinal and Pharmaceutical Chemistry	17 - Doctor's degree - research / scholarship	2	Men	0	0	0	0	0	0	0	0	0	0	
			Women	0	0	0	0	0	0	0	0	0	0	
			Total	0	0	0	0	0	0	0	0	0	0	No
51.2010 Pharmaceutical Sciences	7 - Master's degree	1	Men	0	0	0	0	0	0	0	0	0	0	
			Women	0	0	0	0	0	0	0	0	0	0	
			Total	0	0	0	0	0	0	0	0	0	0	No
51.2010 Pharmaceutical Sciences	17 - Doctor's degree - research / scholarship	1	Men	0	0	0	0	0	0	0	0	0	0	
			Women	0	0	0	0	0	0	0	0	0	0	
			Total	0	0	0	0	0	0	0	0	0	0	No
51.2010 Pharmaceutical Sciences	7 - Master's degree	2	Men	0	0	0	0	0	0	0	0	0	0	
			Women	0	0	0	0	0	0	0	0	0	0	
			Total	0	0	0	0	0	0	0	0	0	0	No
51.2010 Pharmaceutical Sciences	17 - Doctor's degree - research / scholarship	2	Men	0	0	0	0	0	0	0	0	0	0	
			Women	0	0	0	0	0	0	0	0	0	0	
			Total	0	0	0	0	0	0	0	0	0	0	No
51.2099 Pharmacy, Pharmaceutical Sciences, and Administration, Other	7 - Master's degree	1	Men	0	0	0	0	0	0	0	0	0	0	
			Women	0	0	0	0	0	0	0	0	0	0	
			Total	0	0	0	0	0	0	0	0	0	0	No
51.2099 Pharmacy, Pharmaceutical Sciences, and Administration, Other	7 - Master's degree	2	Men	0	0	0	0	0	0	0	0	0	0	
			Women	0	0	0	0	0	0	0	0	0	0	
			Total	0	0	0	0	0	0	0	0	0	0	No
51.2201 Public Health, General	5 - Bachelor's degree	1	Men	1	2	0	5	1	1	6	1	1	18	
			Women	5	8	0	27	4	0	52	10	2	108	
			Total	6	10	0	32	5	1	58	11	3	126	No
51.2201 Public Health, General	7 - Master's degree	1	Men	0	1	0	3	0	0	7	0	1	12	
			Women	1	3	1	6	5	0	40	2	1	59	
			Total	1	4	1	9	5	0	47	2	2	71	No
51.2201 Public Health, General		1	Men	0	0	0	0	0	0	1	0	0	1	
			Women	0	0	0	1	0	0	0	0	0	1	

CIPCODE	Award Level	Major	Gender	Non Resident Alien	Hispanic / Latino	American Indian or Alaska Native	Asian	Black or African American	Native Hawaiian or Other Pacific Islander	White	Two or more Races	Race/ ethnicity unknown	Total	distance education program
Business Administration and Management, General			Total	0	0	0	0	0	0	0	0	0	0	No
52.0201 Business Administration and Management, General	7 - Master's degree	2	Men	0	0	0	0	0	0	0	0	0	0	
			Women	0	0	0	0	0	0	0	0	0	0	
			Total	0	0	0	0	0	0	0	0	0	0	No
52.0201 Business Administration and Management, General	17 - Doctor's degree - research / scholarship	2	Men	0	0	0	0	0	0	0	0	0	0	
			Women	0	0	0	0	0	0	0	0	0	0	
			Total	0	0	0	0	0	0	0	0	0	0	No
52.0209 Transportation/Mobility Management	5 - Bachelor's degree	1	Men	0	0	0	0	0	0	0	0	0	0	
			Women	0	0	0	0	0	0	0	0	0	0	
			Total	0	0	0	0	0	0	0	0	0	0	No
52.0209 Transportation/Mobility Management	5 - Bachelor's degree	2	Men	0	0	0	0	0	0	0	0	0	0	
			Women	0	0	0	0	0	0	0	0	0	0	
			Total	0	0	0	0	0	0	0	0	0	0	No
52.0299 Business Administration, Management and Operations, Other	7 - Master's degree	1	Men	0	0	0	0	0	0	0	0	0	0	
			Women	0	0	0	0	0	0	0	0	0	0	
			Total	0	0	0	0	0	0	0	0	0	0	No
52.0299 Business Administration, Management and Operations, Other	7 - Master's degree	2	Men	0	0	0	0	0	0	0	0	0	0	
			Women	0	0	0	0	0	0	0	0	0	0	
			Total	0	0	0	0	0	0	0	0	0	0	No
52.0301 Accounting	5 - Bachelor's degree	1	Men	6	5	0	19	3	0	59	5	1	98	
			Women	12	2	1	30	0	1	43	3	3	95	
			Total	18	7	1	49	3	1	102	8	4	193	No
52.0301 Accounting	7 - Master's degree	1	Men	1	1	0	4	0	0	18	2	0	26	
			Women	1	0	0	3	0	0	13	1	1	19	
			Total	2	1	0	7	0	0	31	3	1	45	No
52.0301 Accounting	5 - Bachelor's degree	2	Men	1	0	0	3	0	0	2	0	1	7	
			Women	0	0	0	3	0	0	2	0	0	5	
			Total	1	0	0	6	0	0	4	0	1	12	No
52.0301 Accounting	7 - Master's degree	2	Men	0	0	0	0	0	0	0	0	0	0	
			Women	0	0	0	0	0	0	0	0	0	0	
			Total	0	0	0	0	0	0	0	0	0	0	No
52.0303 Auditing	7 - Master's degree	1	Men	2	1	0	4	0	0	9	2	0	18	
			Women	3	0	0	5	0	0	22	2	0	32	
			Total	5	1	0	9	0	0	31	4	0	50	No
52.0303 Auditing	7 - Master's degree	2	Men	0	0	0	0	0	0	0	0	0	0	
			Women	0	0	0	0	0	0	0	0	0	0	
			Total	0	0	0	0	0	0	0	0	0	0	No
52.0701 Entrepreneurship/Entrepreneurial Studies	5 - Bachelor's degree	1	Men	0	1	0	4	0	0	8	0	2	15	
			Women	1	0	0	1	0	0	7	1	0	10	
			Total	1	1	0	5	0	0	15	1	2	25	No
52.0701 Entrepreneurship/Entrepreneurial Studies	5 - Bachelor's degree	2	Men	0	1	0	1	0	0	10	0	0	12	
			Women	0	0	0	3	0	0	3	0	0	6	
			Total	0	1	0	4	0	0	13	0	0	18	No

CIPCODE	Award Level	Major	Gender	Non Resident Alien	Hispanic / Latino	American Indian or Alaska Native	Asian	Black or African American	Native Hawaiian or Other Pacific Islander	White	Two or more Races	Race/ ethnicity unknown	Total	distance education program
52.0801 Finance, General	5 - Bachelor's degree	1	Men	20	14	0	37	1	1	61	4	2	140	
			Women	14	7	1	15	1	0	32	1	0	71	
			Total	34	21	1	52	2	1	93	5	2	211	No
52.0801 Finance, General	7 - Master's degree	1	Men	0	0	0	0	0	0	0	0	0	0	
			Women	0	0	0	0	0	0	0	0	0	0	
			Total	0	0	0	0	0	0	0	0	0	0	No
52.0801 Finance, General	5 - Bachelor's degree	2	Men	3	1	0	4	0	1	26	0	0	35	
			Women	4	0	0	4	0	0	1	0	2	11	
			Total	7	1	0	8	0	1	27	0	2	46	No
52.0801 Finance, General	7 - Master's degree	2	Men	0	0	0	0	0	0	0	0	0	0	
			Women	0	0	0	0	0	0	0	0	0	0	
			Total	0	0	0	0	0	0	0	0	0	0	No
52.1001 Human Resources Management/Personnel Administration, General	5 - Bachelor's degree	1	Men	0	1	0	0	1	0	1	0	0	3	
			Women	1	3	0	4	0	1	4	0	0	13	
			Total	1	4	0	4	1	1	5	0	0	16	No
52.1001 Human Resources Management/Personnel Administration, General	5 - Bachelor's degree	2	Men	0	0	0	1	0	0	2	1	0	4	
			Women	0	1	0	1	0	0	3	0	1	6	
			Total	0	1	0	2	0	0	5	1	1	10	No
52.1101 International Business/Trade/Commerce	7 - Master's degree	1	Men	0	0	0	0	0	0	0	0	0	0	
			Women	0	0	0	0	0	0	0	0	0	0	
			Total	0	0	0	0	0	0	0	0	0	0	No
52.1101 International Business/Trade/Commerce	7 - Master's degree	2	Men	0	0	0	0	0	0	0	0	0	0	
			Women	0	0	0	0	0	0	0	0	0	0	
			Total	0	0	0	0	0	0	0	0	0	0	No
52.1201 Management Information Systems, General	5 - Bachelor's degree	1	Men	1	1	0	12	2	0	21	2	1	40	
			Women	1	0	1	8	2	0	5	1	2	20	
			Total	2	1	1	20	4	0	26	3	3	60	No
52.1201 Management Information Systems, General	7 - Master's degree	1	Men	0	0	0	0	0	0	0	0	0	0	
			Women	0	0	0	0	0	0	0	0	0	0	
			Total	0	0	0	0	0	0	0	0	0	0	No
52.1201 Management Information Systems, General	5 - Bachelor's degree	2	Men	5	4	0	20	0	0	14	1	2	46	
			Women	3	0	1	15	0	0	7	1	0	27	
			Total	8	4	1	35	0	0	21	2	2	73	No
52.1201 Management Information Systems, General	7 - Master's degree	2	Men	0	0	0	0	0	0	0	0	0	0	
			Women	0	0	0	0	0	0	0	0	0	0	
			Total	0	0	0	0	0	0	0	0	0	0	No
52.1301 Management Science	5 - Bachelor's degree	1	Men	1	1	0	7	0	1	14	1	1	26	
			Women	0	0	0	5	0	0	5	0	0	10	
			Total	1	1	0	12	0	1	19	1	1	36	No
52.1301 Management Science	7 - Master's degree	1	Men	0	0	0	0	0	0	0	0	0	0	
			Women	0	0	0	0	0	0	0	0	0	0	
			Total	0	0	0	0	0	0	0	0	0	0	No
52.1301 Management Science	5 - Bachelor's degree	2	Men	3	1	0	5	0	0	13	1	0	23	
			Women	3	0	0	5	0	0	4	0	0	12	

Completions: total by first major

99.0000 Summary Grand Totals	Award Level	Nonresident alien	Hispanic Latino	American Indian or Alaska Native	Asian	Black or African American	Native Hawaiian or Other Pacific Islander	White	Two or more Races	Race/ethnicity unknown	Total	PY Total
Bachelor's degree	5											
Men		399	208	21	789	83	18	1673	130	93	3414	3504
Women		564	261	31	982	103	18	1823	208	87	4077	4045
Total		963	469	52	1771	186	36	3496	338	180	7491	7549
Master's degree	7											
Men		358	89	4	188	52	1	893	59	45	1689	1534
Women		326	117	14	194	51	5	1076	81	53	1917	1902
Total		684	206	18	382	103	6	1969	140	98	3606	3436
Post-Master's certificates	8											
Men		1	0	0	1	0	0	1	0	0	3	7
Women		0	2	0	0	0	0	9	0	0	11	9
Total		1	2	0	1	0	0	10	0	0	14	16
Doctor's degree - research / scholarship	17											
Men		89	18	1	23	9	0	186	1	25	352	359
Women		65	15	7	43	6	2	174	1	22	335	304
Total		154	33	8	66	15	2	360	2	47	687	663
Doctor's degree - professional practice	18											
Men		0	11	3	41	3	0	171	11	23	263	285
Women		7	7	1	76	6	0	167	10	17	291	281
Total		7	18	4	117	9	0	338	21	40	554	566
Doctor's degree - Other	19											
Men		0	3	0	3	2	1	31	3	0	43	27
Women		0	6	0	10	5	0	84	3	3	111	72
Total		0	9	0	13	7	1	115	6	3	154	99

99.0000 Summary Grand Totals	Award Level	Nonresident alien	Hispanic Latino	American Indian or Alaska Native	Asian	Black or African American	Native Hawaiian or Other Pacific Islander	White	Two or more Races	Race/ethnicity unknown	Total	PY Total
Men		0	0	0	0	0	0	0	0	0	0	0
Women		0	0	0	0	0	0	0	0	0	0	0
Total		0	0	0	0	0	0	0	0	0	0	0
Doctor's degree - Other	19											
Men		0	0	0	0	0	0	0	0	0	0	0
Women		0	0	0	0	0	0	0	0	0	0	0
Total		0	0	0	0	0	0	0	0	0	0	0

Grand Total Men		42	24	4	76	3	1	179	15	10	354	382
Grand Total Women		98	24	8	123	6	2	204	20	13	498	511
Grand Total		140	48	12	199	9	3	383	35	23	852	893

PY Grand Total Men		41	22	2	72	11	1	204	7	22		382
PY Grand Total Women		63	35	3	124	16	4	250	9	7		511
PY Grand Total		104	57	5	196	27	5	454	16	29		893

All Completers

Institutions must report the following information. (Some data will be pre-populated from the completions by CIP code data.)

All Completers

Number of students by gender and race and ethnicity earning an award between July 1, 2014 and June 30, 2015. Count each student only once, regardless of how many awards he/she earned. The intent of this screen is to collect an unduplicated count of total numbers of *completers*.

- Report Hispanic/Latino individuals of any race as Hispanic/Latino
- Report race for non-Hispanic/Latino individuals only

	Men		Women		Total Students
	Number of Students	Total Awards	Number of Students	Total Awards	
<u>Nonresident alien</u>	835	847	943	962	1,778
<u>Hispanic/Latino</u>	320	329	402	408	722
<u>American Indian or Alaska Native</u>	29	29	53	53	82
<u>Asian</u>	1,001	1,045	1,254	1,305	2,255
<u>Black or African American</u>	146	149	167	171	313
<u>Native Hawaiian or Other Pacific Islander</u>	19	20	24	25	43
<u>White</u>	2,888	2,955	3,252	3,333	6,140
<u>Two or more races</u>	201	204	302	303	503
<u>Race and ethnicity unknown</u>	180	186	178	182	358
TOTAL	5,619	5,764	6,575	6,742	12,194
PY TOTAL	5,555		6,436		11,991

Completers by Level

Institutions must report the following information. This screen will be shown for each of the following award categories for which completions have been reported:

- Less than 1-year certificates
- At least 1 but less than 4-year certificates
- Associate's degrees
- Bachelor's degrees
- Master's degrees
- Doctor's degrees
- Postbaccalaureate and post-master's certificates

Bachelor's degrees

Number of students by gender, by race and ethnicity, and by age earning this award between July 1, 2014 and June 30, 2015. Each student should be counted once per award level. For example, if a student earned a master's degree and a doctor's degree, he/she should be counted once in master's and once in doctor's. A student earning two master's degrees should be counted only once.


- Report Hispanic/Latino individuals of any race as Hispanic/Latino
- Report race for non-Hispanic/Latino individuals only


	Number of Students	Total Awards
By Gender		
Men	3,288	3,414
Women	3,942	4,077
TOTAL	7,230	7,491
PY TOTAL	7,268	

By Race/Ethnicity

<u>Nonresident alien</u>	933	963
<u>Hispanic/Latino</u>	457	469
<u>American Indian or Alaska Native</u>	52	52
<u>Asian</u>	1,683	1,771
<u>Black or African American</u>	182	186
<u>Native Hawaiian or Other Pacific Islander</u>	34	36

<u>White</u>	<input type="text" value="3,383"/>	3,496
Two or more races	<input type="text" value="336"/>	338
<u>Race and ethnicity unknown</u>	<input type="text" value="170"/>	180
TOTAL	7,230	7,491



 **By Age**

Under 18	<input type="text" value="0"/>	
18-24	<input type="text" value="5,813"/>	
25-39	<input type="text" value="1,270"/>	
40 and Above	<input type="text" value="147"/>	
Age Unknown	<input type="text"/>	
TOTAL	7,230	7,491

Completers by Level

Institutions must report the following information. This screen will be shown for each of the following award categories for which completions have been reported:

- Less than 1-year certificates
- At least 1 but less than 4-year certificates
- Associate's degrees
- Bachelor's degrees
- Master's degrees
- Doctor's degrees
- Postbaccalaureate and post-master's certificates

Master's degrees

Number of students by gender, by race and ethnicity, and by age earning this award between July 1, 2014 and June 30, 2015. Each student should be counted once per award level. For example, if a student earned a master's degree and a doctor's degree, he/she should be counted once in master's and once in doctor's. A student earning two master's degrees should be counted only once.


- Report Hispanic/Latino individuals of any race as Hispanic/Latino
- Report race for non-Hispanic/Latino individuals only


	Number of Students	Total Awards
By Gender		
Men	1,671	1,689
Women	1,899	1,917
TOTAL	3,570	3,606
PY TOTAL	3,404	

By Race/Ethnicity

<u>Nonresident alien</u>	683	684
<u>Hispanic/Latino</u>	203	206
<u>American Indian or Alaska Native</u>	18	18
<u>Asian</u>	379	382
<u>Black or African American</u>	100	103
<u>Native Hawaiian or Other Pacific Islander</u>	6	6

<u>White</u>	<input type="text" value="1,945"/>	1,969
Two or more races	<input type="text" value="138"/>	140
<u>Race and ethnicity unknown</u>	<input type="text" value="98"/>	98
TOTAL	3,570	3,606



 **By Age**

Under 18	<input type="text" value="0"/>	
18-24	<input type="text" value="509"/>	
25-39	<input type="text" value="2,641"/>	
40 and Above	<input type="text" value="420"/>	
Age Unknown	<input type="text"/>	
TOTAL	3,570	3,606

Completers by Level

Institutions must report the following information. This screen will be shown for each of the following award categories for which completions have been reported:

- Less than 1-year certificates
- At least 1 but less than 4-year certificates
- Associate's degrees
- Bachelor's degrees
- Master's degrees
- Doctor's degrees
- Postbaccalaureate and post-master's certificates

Doctor's degrees

Number of students by gender, by race and ethnicity, and by age earning this award between July 1, 2014 and June 30, 2015. Each student should be counted once per award level. For example, if a student earned a master's degree and a doctor's degree, he/she should be counted once in master's and once in doctor's. A student earning two master's degrees should be counted only once.


- Report Hispanic/Latino individuals of any race as Hispanic/Latino
- Report race for non-Hispanic/Latino individuals only


	Number of Students	Total Awards
By Gender		
Men	<input type="text" value="657"/>	658
Women	<input type="text" value="737"/>	737
TOTAL	1,394	1,395
PY TOTAL	1,326	

By Race/Ethnicity

<u>Nonresident alien</u>	<input type="text" value="161"/>	161
<u>Hispanic/Latino</u>	<input type="text" value="60"/>	60
<u>American Indian or Alaska Native</u>	<input type="text" value="12"/>	12
<u>Asian</u>	<input type="text" value="196"/>	196
<u>Black or African American</u>	<input type="text" value="31"/>	31
<u>Native Hawaiian or Other Pacific Islander</u>	<input type="text" value="3"/>	3

<u>White</u>	<input type="text" value="812"/>	813
Two or more races	<input type="text" value="29"/>	29
<u>Race and ethnicity unknown</u>	<input type="text" value="90"/>	90
TOTAL	1,394	1,395



 **By Age**

Under 18	<input type="text" value="0"/>	
18-24	<input type="text" value="8"/>	
25-39	<input type="text" value="1,215"/>	
40 and Above	<input type="text" value="171"/>	
Age Unknown	<input type="text"/>	
TOTAL	1,394	1,395

Completers by Level

Institutions must report the following information. This screen will be shown for each of the following award categories for which completions have been reported:

- Less than 1-year certificates
- At least 1 but less than 4-year certificates
- Associate's degrees
- Bachelor's degrees
- Master's degrees
- Doctor's degrees
- Postbaccalaureate and post-master's certificates

Postbaccalaureate and post-master's certificates

Number of students by gender, by race and ethnicity, and by age earning this award between July 1, 2014 and June 30, 2015. Each student should be counted once per award level. For example, if a student earned a master's degree and a doctor's degree, he/she should be counted once in master's and once in doctor's. A student earning two master's degrees should be counted only once.


- Report Hispanic/Latino individuals of any race as Hispanic/Latino
- Report race for non-Hispanic/Latino individuals only


	Number of Students	Total Awards
By Gender		
Men	<input type="text" value="3"/>	3
Women	<input type="text" value="11"/>	11
TOTAL	14	14
PY TOTAL	16	

By Race/Ethnicity

<u>Nonresident alien</u>	<input type="text" value="1"/>	1
<u>Hispanic/Latino</u>	<input type="text" value="2"/>	2
<u>American Indian or Alaska Native</u>	<input type="text" value="0"/>	0
<u>Asian</u>	<input type="text" value="1"/>	1
<u>Black or African American</u>	<input type="text" value="0"/>	0
<u>Native Hawaiian or Other Pacific Islander</u>	<input type="text" value="0"/>	0

<u>White</u>	<input type="text" value="10"/>	10
Two or more races	<input type="text" value="0"/>	0
<u>Race and ethnicity unknown</u>	<input type="text" value="0"/>	0
TOTAL	14	14



 **By Age**

Under 18	<input type="text" value="0"/>	
18-24	<input type="text" value="0"/>	
25-39	<input type="text" value="13"/>	
40 and Above	<input type="text" value="1"/>	
Age Unknown	<input type="text"/>	
TOTAL	14	14

Summary

IPEDS collects important information regarding your institution. All data reported in IPEDS survey components become available in the IPEDS Data Center and appear as aggregated data in various Department of Education reports. Additionally, some of the reported data appears specifically for your institution through the College Navigator website and is included in your institution's Data Feedback Report (DFR). The purpose of this summary is to provide you an opportunity to view some of the data that, when accepted through the IPEDS quality control process, will appear on the College Navigator website and/or your DFR. College Navigator is updated approximately three months after the data collection period closes and Data Feedback Reports will be available through the [Data Center](#) and sent to your institution's CEO in November 2016.

Please review your data for accuracy. If you have questions about the data displayed below after reviewing the data reported on the survey screens, please contact the IPEDS Help Desk at: 1-877-225-2568 or ipedshelp@rti.org.

Summary of Completions Data

Award Level	Number of Completions	
	1 st major	2 nd major
<u>Bachelors degree or equivalent</u>	7,491	852
<u>Master's degree</u>	3,606	0
<u>Post-master's certificate</u>	14	0
<u>Doctor's degree - research/scholarship</u>	687	0
<u>Doctor's degree - professional practice</u>	554	0
<u>Doctor's degree - other</u>	154	0
Total number of degrees and certificates	12,506	

Summary of Completers Data

	Number of Students		
	Men	Women	Total
All Completers	5,619	6,575	12,194

Completions

University of Washington-Seattle Campus (236948)

Source	Description	Severity	Resolved	Options
Global Edits				
Perform Edits	Your institution did not report offering award level(s) (19) in the prior year IC Header survey, but you indicated that one or more programs are offered at this level here. Please correct your data or explain the discrepancy. (Error #10529)	Explanation	Yes	
Reason:	Last year's IC Header survey was incorrect. It was submitted incorrectly because we have subsequently more carefully mapped our degree programs to the new IPEDS award levels.			
Perform Edits	Current year completions (70) are outside the expected range when compared to completions reported in the prior year (35) for: Men, 2-digit field (4), award level (5). Please correct your data or explain. (Error #10504)	Explanation	Yes	
Reason:	There has been intentional and substantial growth in architecture.			
Perform Edits	Current year completions (68) are outside the expected range when compared to completions reported in the prior year (43) for: Women, 2-digit field (4), award level (5). Please correct your data or explain. (Error #10506)	Explanation	Yes	
Reason:	There has been intentional and substantial growth in architecture.			
Perform Edits	Current year completions (52) are outside the expected range when compared to completions reported in the prior year (34) for: Women, 2-digit field (9), award level (7). Please correct your data or explain. (Error #10506)	Explanation	Yes	
Reason:	This growth is real and did occur.			
Perform Edits	Current year completions (17) are outside the expected range when compared to completions reported in the prior year (33) for: Women, 2-digit field (38), award level (5). Please correct your data or explain. (Error #10505)	Explanation	Yes	
Reason:	This decrease is real and did occur. We have been experiencing growth in STEM fields and decreased enrollments in some of the Humanities. This change is indicative of this shift.			