

Fall Enrollment 2013-14

Institution: University of Washington-Tacoma Campus (377564)

User ID: 88G2561

Overview**Fall Enrollment Overview**

The Fall Enrollment component collects student enrollment counts by level of student, enrollment status, gender and race/ethnicity. In addition, first-time student retention rates and the student-to-faculty ratio are collected. Every other year data on residence of first-time undergraduates is required and in opposite years, enrollment by student age is required to be reported.

Institutions operating on a traditional academic year calendar (semester, trimester, quarter, or 4-1-4) report Fall enrollment as of the institution's official fall reporting date or October 15. Institutions operating on a calendar that differs by program or that enrolls students on a continuous basis (referred to as program reporters) report Fall enrollment as students enrolled any time during the period August 1 and October 31.

Data Reporting Reminders:

- Institutions must continue to report using the new race/ethnicity categories.
- Institutions must continue to use the new postbaccalaureate degree categories (eliminating the first-professional category and reclassifying those programs). All postbaccalaureate students are to be reported as graduate students for enrollment purposes, including any doctor's-professional practice students (formerly first-professional).
- Part B, Enrollment of students by age, is **required** this year.
- Part C, Residence of first-time degree/certificate-seeking undergraduates, is **optional** this year.

Resources:

To download the survey materials for this component: [Survey Materials](#)

If you have questions about completing this survey, please contact the **IPEDS Help Desk at 1-877-225-2568**.

Institution: University of Washington-Tacoma Campus (377564)

User ID: 88G2561

Part C Selection**Part C (Residence of First-Time Degree/Certificate-Seeking Undergraduates) is optional this year.****Do you wish to complete Part C this year?****If you select 'Yes', you will be expected to complete the Part C screens.****If you select 'No', you will skip Part C.**

<input checked="" type="radio"/>	Yes, I will complete Part C
<input type="radio"/>	No, I will not complete Part C

Institution: University of Washington-Tacoma Campus (377564)

User ID: 88G2561

Part A - Fall Enrollment for Full-Time Undergraduate StudentsEnrollment as of the institution's official fall reporting date or as of October 15, 2013**Full-time Undergraduate Students****Race/Ethnicity Reporting Reminder:**

- Report Hispanic/Latino individuals of any race as Hispanic/Latino
- Report race for non-Hispanic/Latino individuals only

Enrolled for <u>credit</u>	<u>Degree/certificate-seeking</u>			Total degree/certificate-seeking	Non-degree/non-certificate-seeking	Total, full-time undergraduate students
	<u>First-time</u>	<u>Transfer-in</u>	<u>Continuing</u>			
Men						
<u>Nonresident alien</u>	4	20	52	76	1	77
<u>Hispanic/Latino</u>	24	24	73	121	0	121
<u>American Indian or Alaska Native</u>	0	2	11	13	0	13
<u>Asian</u>	44	32	177	253	0	253
<u>Black or African American</u>	6	21	64	91	0	91
<u>Native Hawaiian or Other Pacific Islander</u>	7	1	13	21	0	21
<u>White</u>	59	145	477	681	2	683
<u>Two or more races</u>	5	35	43	83	0	83
<u>Race and ethnicity unknown</u>	15	2	104	121	0	121
Total men	164	282	1,014	1,460	3	1,463
Total men prior year	145	306	843	1,294	6	1,300
Women						
<u>Nonresident alien</u>	3	30	27	60	0	60
<u>Hispanic/Latino</u>	39	31	105	175	0	175
<u>American Indian or Alaska Native</u>	3	6	15	24	0	24
<u>Asian</u>	56	32	162	250	0	250
<u>Black or African American</u>	18	33	70	121	0	121
<u>Native Hawaiian or Other Pacific Islander</u>	12	6	15	33	0	33
<u>White</u>	67	205	485	757	3	760
<u>Two or more races</u>	21	27	78	126	1	127
<u>Race and ethnicity unknown</u>	9	1	91	101	0	101

Total women	228	371	1,048	1,647	4	1,651
Total women prior year	179	392	919	1,490	0	1,490
Grand total (men+women)	392	653	2,062	3,107	7	3,114
Grand total (men+women) prior year	324	698	1,762	2,784	6	2,790

Institution: University of Washington-Tacoma Campus (377564)

User ID: 88G2561

Part A - Fall Enrollment for Part-time Undergraduate StudentsEnrollment as of the institution's official fall reporting date or as of October 15, 2013**Part-time Undergraduate Students****Race/Ethnicity Reporting Reminder:**

- Report Hispanic/Latino individuals of any race as Hispanic/Latino
- Report race for non-Hispanic/Latino individuals only

Enrolled for <u>credit</u>	<u>Degree/certificate-seeking</u>			Total degree/certificate-seeking	Non-degree/non-certificate-seeking	Total, part-time undergraduate students
	<u>First-time</u>	<u>Transfer-in</u>	<u>Continuing</u>			
Men						
<u>Nonresident alien</u>	<input type="text" value="0"/>	<input type="text" value="0"/>	<input type="text" value="2"/>	2	<input type="text" value="0"/>	2
<u>Hispanic/Latino</u>	<input type="text" value="3"/>	<input type="text" value="2"/>	<input type="text" value="12"/>	17	<input type="text" value="0"/>	17
<u>American Indian or Alaska Native</u>	<input type="text" value="0"/>	<input type="text" value="1"/>	<input type="text" value="1"/>	2	<input type="text" value="1"/>	3
<u>Asian</u>	<input type="text" value="4"/>	<input type="text" value="5"/>	<input type="text" value="23"/>	32	<input type="text" value="2"/>	34
<u>Black or African American</u>	<input type="text" value="0"/>	<input type="text" value="1"/>	<input type="text" value="14"/>	15	<input type="text" value="1"/>	16
<u>Native Hawaiian or Other Pacific Islander</u>	<input type="text" value="0"/>	<input type="text" value="0"/>	<input type="text" value="1"/>	1	<input type="text" value="0"/>	1
<u>White</u>	<input type="text" value="3"/>	<input type="text" value="23"/>	<input type="text" value="78"/>	104	<input type="text" value="8"/>	112
<u>Two or more races</u>	<input type="text" value="2"/>	<input type="text" value="1"/>	<input type="text" value="10"/>	13	<input type="text" value="0"/>	13
<u>Race and ethnicity unknown</u>	<input type="text" value="0"/>	<input type="text" value="0"/>	<input type="text" value="27"/>	27	<input type="text" value="4"/>	31
Total men	12	33	168	213	16	229
Total men prior year	10	47	149	206	15	221
Women						
<u>Nonresident alien</u>	<input type="text" value="0"/>	<input type="text" value="0"/>	<input type="text" value="1"/>	1	<input type="text" value="0"/>	1
<u>Hispanic/Latino</u>	<input type="text" value="1"/>	<input type="text" value="7"/>	<input type="text" value="14"/>	22	<input type="text" value="0"/>	22
<u>American Indian or Alaska Native</u>	<input type="text" value="0"/>	<input type="text" value="1"/>	<input type="text" value="4"/>	5	<input type="text" value="1"/>	6
<u>Asian</u>	<input type="text" value="3"/>	<input type="text" value="6"/>	<input type="text" value="31"/>	40	<input type="text" value="3"/>	43
<u>Black or African American</u>	<input type="text" value="0"/>	<input type="text" value="7"/>	<input type="text" value="10"/>	17	<input type="text" value="1"/>	18
<u>Native Hawaiian or Other Pacific Islander</u>	<input type="text" value="0"/>	<input type="text" value="1"/>	<input type="text" value="2"/>	3	<input type="text" value="0"/>	3
<u>White</u>	<input type="text" value="1"/>	<input type="text" value="44"/>	<input type="text" value="101"/>	146	<input type="text" value="9"/>	155
<u>Two or more races</u>	<input type="text" value="0"/>	<input type="text" value="2"/>	<input type="text" value="10"/>	12	<input type="text" value="0"/>	12
<u>Race and ethnicity unknown</u>	<input type="text" value="1"/>	<input type="text" value="1"/>	<input type="text" value="19"/>	21	<input type="text" value="2"/>	23

Total women	6	69	192	267	16	283
Total women prior year	5	69	195	269	21	290
Grand total (men+women)	18	102	360	480	32	512
Grand total (men+women) prior year	15	116	344	475	36	511

Institution: University of Washington-Tacoma Campus (377564)

User ID: 88G2561

Part A - Fall Enrollment for Graduate StudentsEnrollment as of the institution's official fall reporting date or as of October 15, 2013**Graduate Students****Race/Ethnicity Reporting Reminder:**

- Report Hispanic/Latino individuals of any race as Hispanic/Latino
- Report race for non-Hispanic/Latino individuals only

Graduate Student Reporting Reminder:

- Report all postbaccalaureate degree and certificate students as graduate students, including any doctor's-professional practice students (formerly first-professional)

Enrolled for <u>credit</u>	Total <u>full-time</u>	Total <u>part-time</u>	Total graduate students
Men			
<u>Nonresident alien</u>	<input type="text" value="29"/>	<input type="text" value="2"/>	31
<u>Hispanic/Latino</u>	<input type="text" value="8"/>	<input type="text" value="4"/>	12
<u>American Indian or Alaska Native</u>	<input type="text" value="1"/>	<input type="text" value="2"/>	3
<u>Asian</u>	<input type="text" value="11"/>	<input type="text" value="9"/>	20
<u>Black or African American</u>	<input type="text" value="7"/>	<input type="text" value="11"/>	18
<u>Native Hawaiian or Other Pacific Islander</u>	<input type="text" value="0"/>	<input type="text" value="1"/>	1
<u>White</u>	<input type="text" value="71"/>	<input type="text" value="35"/>	106
Two or more races	<input type="text" value="6"/>	<input type="text" value="6"/>	12
<u>Race and ethnicity unknown</u>	<input type="text" value="3"/>	<input type="text" value="2"/>	5
Total men	136	72	208
Total men prior year	125	80	205
Women			
<u>Nonresident alien</u>	<input type="text" value="28"/>	<input type="text" value="3"/>	31
<u>Hispanic/Latino</u>	<input type="text" value="14"/>	<input type="text" value="20"/>	34
<u>American Indian or Alaska Native</u>	<input type="text" value="0"/>	<input type="text" value="2"/>	2
<u>Asian</u>	<input type="text" value="17"/>	<input type="text" value="22"/>	39
<u>Black or African American</u>	<input type="text" value="10"/>	<input type="text" value="16"/>	26
<u>Native Hawaiian or Other Pacific Islander</u>	<input type="text" value="0"/>	<input type="text" value="1"/>	1
<u>White</u>	<input type="text" value="123"/>	<input type="text" value="163"/>	286
Two or more races	<input type="text" value="14"/>	<input type="text" value="16"/>	30
<u>Race and ethnicity unknown</u>	<input type="text" value="7"/>	<input type="text" value="5"/>	12
Total women	213	248	461
Total women prior year	175	238	413

Grand total (men+women)	349	320	669
Grand total (men+women) prior year	300	318	618

Institution: University of Washington-Tacoma Campus (377564)

User ID: 88G2561

Part A - Fall Enrollment by Distance Education StatusEnrollment as of the institution's official fall reporting date or as of **October 15, 2013**


	<u>Undergraduate Students</u>		<u>Graduate Students</u>
	<u>Degree/Certificate Seeking</u>	Non-Degree/Certificate Seeking	
Enrolled exclusively in distance education courses	8	1	8
Enrolled in some but not all distance education courses	357	1	31
Not enrolled in any distance education courses	3,222	37	630
Total (all distance education statuses)	3,587	39	669
Total (from prior part A screens) <i>NOTE: The total of all distance education statuses (above) must equal this total carried forward from the prior part A screens</i>	3,587	39	669

You may use the space below to provide context for the data you've reported above.

Institution: University of Washington-Tacoma Campus (377564)

User ID: 88G2561

Part A - Fall Enrollment by Distance Education Status

Of those students <i>exclusively</i> enrolled in distance education courses, report the number that are:		<u>Undergraduate Students</u>		<u>Graduate Students</u>
		<u>Degree/Certificate Seeking</u>	Non-Degree/Certificate Seeking	
Located in	WA	<input type="text" value="7"/>	<input type="text" value="1"/>	 <input type="text" value="8"/>
Located in the U.S. but not in	WA	<input type="text" value="1"/>	<input type="text" value="0"/>	<input type="text" value="0"/>
Located in the U.S. but state/jurisdiction unknown		<input type="text" value="0"/>	<input type="text" value="0"/>	<input type="text" value="0"/>
Located outside the U.S.		<input type="text" value="0"/>	<input type="text" value="0"/>	<input type="text" value="0"/>
Location unknown/unreported		0	0	0
Total students exclusively enrolled in distance education (from section above)		8	1	8

Institution: University of Washington-Tacoma Campus (377564)

User ID: 88G2561

Part A - Fall Enrollment Summary

Fall Enrollment Summary			
Students enrolled for credit	Total full-time students	Total part-time students	Grand total, all students
Men			
<u>Nonresident alien</u>	106	4	110
<u>Hispanic/Latino</u>	129	21	150
<u>American Indian or Alaska Native</u>	14	5	19
<u>Asian</u>	264	43	307
<u>Black or African American</u>	98	27	125
<u>Native Hawaiian or Other Pacific Islander</u>	21	2	23
<u>White</u>	754	147	901
Two or more races	89	19	108
<u>Race and ethnicity unknown</u>	124	33	157
Total men	1,599	301	1,900
Women			
<u>Nonresident alien</u>	88	4	92
<u>Hispanic/Latino</u>	189	42	231
<u>American Indian or Alaska Native</u>	24	8	32
<u>Asian</u>	267	65	332
<u>Black or African American</u>	131	34	165
<u>Native Hawaiian or Other Pacific Islander</u>	33	4	37
<u>White</u>	883	318	1,201
Two or more races	141	28	169
<u>Race and ethnicity unknown</u>	108	28	136
Total women	1,864	531	2,395
Grand Total (men+women)	3,463	832	4,295

Institution: University of Washington-Tacoma Campus (377564)

User ID: 88G2561

Part B - Fall Enrollment by Age and Gender for Full-time Undergraduate Students

Enrollment as of the institution's <u>official fall reporting date</u> or as of October 15, 2013		
Age	<u>Full-time Undergraduate Students</u>	
	Men	Women
Under 18	4	12
18-19	281	376
20-21	318	408
22-24	333	359
25-29	254	204
30-34	155	132
35-39	45	66
40-49	53	65
50-64	19	28
65 and over	1	1
Age unknown/unreported	0	0
Total full-time undergraduate students (from part A)	1,463	1,651

Institution: University of Washington-Tacoma Campus (377564)

User ID: 88G2561

Part B - Fall Enrollment by Age and Gender for Part-time Undergraduate Students

Enrollment as of the institution's <u>official fall reporting date</u> or as of October 15, 2013		
Age	<u>Part-time Undergraduate</u> Students	
	Men	Women
Under 18	0	1
18-19	15	20
20-21	29	24
22-24	45	36
25-29	64	59
30-34	37	48
35-39	14	30
40-49	21	48
50-64	4	16
65 and over	0	1
Age unknown/unreported	0	0
Total part-time undergraduate students (from part A)	229	283

Institution: University of Washington-Tacoma Campus (377564)

User ID: 88G2561

Part B - Fall Enrollment by Age and Gender for Full-time Graduate Students

Enrollment as of the institution's <u>official fall reporting date</u> or as of October 15, 2013		
Age	<u>Full-time Graduate Students</u>	
	Men	Women
Under 18	<input type="text" value="0"/>	<input type="text" value="0"/>
18-19	<input type="text" value="0"/>	<input type="text" value="0"/>
20-21	<input type="text" value="2"/>	<input type="text" value="2"/>
22-24	<input type="text" value="21"/>	<input type="text" value="49"/>
25-29	<input type="text" value="39"/>	<input type="text" value="71"/>
30-34	<input type="text" value="35"/>	<input type="text" value="35"/>
35-39	<input type="text" value="18"/>	<input type="text" value="15"/>
40-49	<input type="text" value="16"/>	<input type="text" value="25"/>
50-64	<input type="text" value="5"/>	<input type="text" value="16"/>
65 and over	<input type="text" value="0"/>	<input type="text" value="0"/>
Age unknown/unreported	0	0
Total full-time graduate students (from part A)	136	213

Institution: University of Washington-Tacoma Campus (377564)

User ID: 88G2561

Part B - Fall Enrollment by Age and Gender for Part-time Graduate Students

Enrollment as of the institution's <u>official fall reporting date</u> or as of October 15, 2013		
Age	Part-time Graduate Students	
	Men	Women
Under 18	<input type="text" value="0"/>	<input type="text" value="0"/>
18-19	<input type="text" value="0"/>	<input type="text" value="0"/>
20-21	<input type="text" value="0"/>	<input type="text" value="0"/>
22-24	<input type="text" value="4"/>	<input type="text" value="22"/>
25-29	<input type="text" value="21"/>	<input type="text" value="68"/>
30-34	<input type="text" value="13"/>	<input type="text" value="38"/>
35-39	<input type="text" value="10"/>	<input type="text" value="32"/>
40-49	<input type="text" value="16"/>	<input type="text" value="52"/>
50-64	<input type="text" value="7"/>	<input type="text" value="36"/>
65 and over	<input type="text" value="1"/>	<input type="text" value="0"/>
Age unknown/unreported	0	0
Total part-time graduate students (from part A)	72	248

Institution: University of Washington-Tacoma Campus (377564)

User ID: 88G2561

Part C - Screening Question**Did any of your first-time degree/certificate-seeking undergraduate students (reported in Part A) enroll within 12 months of graduating high school or receiving their GED?**

- | | |
|----------------------------------|---|
| <input checked="" type="radio"/> | Yes, we have first-time students who enrolled within 12 months of their high school graduation. |
| <input type="radio"/> | No, we do not have any first-time students who enrolled within 12 months of their high school graduation. |

You may use the space below to provide context for the data you've reported above.

--

Institution: University of Washington-Tacoma Campus (377564)

User ID: 88G2561

Part C - Residence of First-time Undergraduates**NOTE: These data are optional this year.****Enrollment as of the institution's official fall reporting date or as of October 15, 2013**

State of <u>residence</u> when student was first admitted	FIPS Code	 Total first-time degree/certificate-seeking undergraduates (1)	Of students in column 1, those who enrolled within 12 months of high school graduation or receiving their GED (2)
Alabama	01	<input type="text"/>	<input type="text"/>
Alaska	02	<input type="text"/>	<input type="text"/>
Arizona	04	<input type="text"/>	<input type="text"/>
Arkansas	05	<input type="text"/>	<input type="text"/>
California	06	<input type="text" value="5"/>	<input type="text" value="3"/>
Colorado	08	<input type="text"/>	<input type="text"/>
Connecticut	09	<input type="text"/>	<input type="text"/>
Delaware	10	<input type="text"/>	<input type="text"/>
District of Columbia	11	<input type="text"/>	<input type="text"/>
Florida	12	<input type="text"/>	<input type="text"/>
Georgia	13	<input type="text" value="1"/>	<input type="text" value="1"/>
Hawaii	15	<input type="text"/>	<input type="text"/>
Idaho	16	<input type="text"/>	<input type="text"/>
Illinois	17	<input type="text"/>	<input type="text"/>
Indiana	18	<input type="text"/>	<input type="text"/>
Iowa	19	<input type="text"/>	<input type="text"/>
Kansas	20	<input type="text" value="1"/>	<input type="text" value="0"/>
Kentucky	21	<input type="text"/>	<input type="text"/>
Louisiana	22	<input type="text" value="1"/>	<input type="text" value="1"/>
Maine	23	<input type="text"/>	<input type="text"/>

Institution: University of Washington-Tacoma Campus (377564)

User ID: 88G2561

Part C - Residence of First-time Undergraduates**NOTE: These data are optional this year.****Enrollment as of the institution's official fall reporting date or as of October 15, 2013**

State of <u>residence</u> when student was first admitted	FIPS Code	Total <u>first-time</u> degree/certificate-seeking undergraduates (1)	Of students in column 1, those who enrolled within 12 months of high school graduation or receiving their GED (2)
Maryland	24	<input type="text"/>	<input type="text"/>
Massachusetts	25	<input type="text"/>	<input type="text"/>
Michigan	26	<input type="text"/>	<input type="text"/>
Minnesota	27	<input type="text"/>	<input type="text"/>
Mississippi	28	<input type="text"/>	<input type="text"/>
Missouri	29	<input type="text"/>	<input type="text"/>
Montana	30	<input type="text"/>	<input type="text"/>
Nebraska	31	<input type="text"/>	<input type="text"/>
Nevada	32	<input type="text"/>	<input type="text"/>
New Hampshire	33	<input type="text"/>	<input type="text"/>
New Jersey	34	<input type="text" value="1"/>	<input type="text" value="0"/>
New Mexico	35	<input type="text"/>	<input type="text"/>
New York	36	<input type="text"/>	<input type="text"/>
North Carolina	37	<input type="text"/>	<input type="text"/>
North Dakota	38	<input type="text"/>	<input type="text"/>
Ohio	39	<input type="text" value="1"/>	<input type="text" value="0"/>
Oklahoma	40	<input type="text"/>	<input type="text"/>
Oregon	41	<input type="text"/>	<input type="text"/>
Pennsylvania	42	<input type="text"/>	<input type="text"/>
Rhode Island	44	<input type="text"/>	<input type="text"/>

Institution: University of Washington-Tacoma Campus (377564)

User ID: 88G2561

Part C - Residence of First-time Undergraduates**NOTE: These data are optional this year.****Enrollment as of the institution's official fall reporting date or as of October 15, 2013**

State of <u>residence</u> when student was first admitted	FIPS Code	Total <u>first-time</u> degree/certificate-seeking undergraduates (1)	Of students in column 1, those who enrolled within 12 months of high school graduation or receiving their GED (2)
South Carolina	45	<input type="text"/>	<input type="text"/>
South Dakota	46	<input type="text"/>	<input type="text"/>
Tennessee	47	<input type="text"/>	<input type="text"/>
Texas	48	<input type="text"/>	<input type="text"/>
Utah	49	<input type="text"/>	<input type="text"/>
Vermont	50	<input type="text"/>	<input type="text"/>
Virginia	51	<input type="text"/>	<input type="text"/>
Washington	53	<input type="text" value="386"/>	<input type="text" value="361"/>
West Virginia	54	<input type="text"/>	<input type="text"/>
Wisconsin	55	<input type="text" value="1"/>	<input type="text" value="1"/>
Wyoming	56	<input type="text"/>	<input type="text"/>
<u>State Unknown</u>	57	<input type="text"/>	<input type="text"/>
American Samoa	60	<input type="text"/>	<input type="text"/>
Federated States of Micronesia	64	<input type="text"/>	<input type="text"/>
Guam	66	<input type="text"/>	<input type="text"/>
Marshall Islands	68	<input type="text"/>	<input type="text"/>
Northern Marianas	69	<input type="text"/>	<input type="text"/>
Palau	70	<input type="text"/>	<input type="text"/>
Puerto Rico	72	<input type="text"/>	<input type="text"/>
Virgin Islands	78	<input type="text"/>	<input type="text"/>
Foreign Countries	90	<input type="text" value="7"/>	<input type="text" value="5"/>
Residence unknown/unreported	98	6	
Total first-time degree/certificate-seeking undergraduates (from Part A)		410	372

You may use the space below to provide context for the data you've reported above.

Institution: University of Washington-Tacoma Campus (377564)

User ID: 88G2561

Part D - Total Undergraduate Entering Class

Total Undergraduate Entering Class, Fall 2013		
D1	Total full-time, first-time degree/certificate-seeking <u>undergraduates</u> from Part A (GR <u>cohort</u>)	392
D2	Total <u>first-time</u> degree/certificate-seeking undergraduates (full-time + part-time) from Part A	410
D3	Total <u>transfer-in</u> degree/certificate-seeking undergraduates (full-time + part-time) from Part A	755
D4	Total <u>non-degree/certificate-seeking</u> undergraduates (full-time + part-time) from Part A	39
D5	Of the total non-degree/certificate-seeking undergraduates displayed on line D4, the number that are new to the institution in Fall 2013	<input type="text" value="24"/>
D6	Total <u>entering students</u> at the undergraduate level Note: This is calculated as first-time students (line D2) + students transferring to the institution (line D3) + non-degree/certificate-seeking undergraduates entering in Fall 2013 (line D5).	1,189
D7	Percentage of undergraduate entering class represented by your GR <u>cohort</u> (line D1/line D6)	33

Institution: University of Washington-Tacoma Campus (377564)

User ID: 88G2561

Part E - First-time Bachelor's Cohort Retention Rates (Full-time)Retention Rates**Full-time, First-time Bachelor's Cohort from Fall 2012**

Academic reporters determine the cohort and retention as of the institution's official fall reporting date or as of October 15. Program reporters determine the cohort with enrollment any time between August 1 and October 31, 2012 and retention based on August 1, 2013.


The retention rate is calculated by the system after clicking "Save" on the screen. Exclusions are subtracted from the original cohort and the resulting adjusted cohort is used for calculating the retention rate.


Retention Data Reporting Reminders:

- Include only **full-time, first-time bachelor's** students in this cohort.
- Determine the full-time cohort using Fall 2012 status (e.g. if a student was full-time in Fall 2012, report them in the full-time cohort regardless of their Fall 2013 status).
- If there are no students to report in the cohort, enter zero. Do not leave the field blank.
- Report in the exclusions box (line E2) the number of students from the cohort who left the institution for any of the following reasons: died or were totally and permanently disabled; to serve in the armed forces (including those called to active duty); to serve with a foreign aid service of the Federal Government (e.g. Peace Corps); or to serve on official church missions.

		Prior year data (Fall 2011 cohort)
--	--	------------------------------------

FULL-TIME, FIRST-TIME BACHELOR'S COHORT RETENTION:

E1	Full-time, first-time Fall 2012 bachelor's cohort	 <input type="text" value="324"/>	219	
E2	<u>Exclusions</u> from the Fall 2012 cohort	<input type="text" value="1"/>	0	
E3	Adjusted Fall 2012 cohort (line E1- line E2)	323	219	
E4	Students from Fall 2012 cohort still enrolled as of Fall 2013	<input type="text" value="251"/>	159	
E5	Full-time, first-time Fall 2012 bachelor's cohort retention rate (line E4 / line E3)	78 %	73	%

 **You may use the space below to provide context for the data you've reported above. These context notes will be posted on the College Navigator website, and should be written to be understood by students and parents.**

Institution: University of Washington-Tacoma Campus (377564)

User ID: 88G2561

Part E - First-time Bachelor's Cohort Retention Rates (Part-time)Retention Rates**Part-time, First-time Bachelor's Cohort from Fall 2012**

Academic reporters determine the cohort and retention as of the institution's official fall reporting date or as of October 15. Program reporters determine the cohort with enrollment any time between August 1 and October 31, 2012 and retention based on August 1, 2013.

The retention rate is calculated by the system after clicking "Save" on the screen. Exclusions are subtracted from the original cohort and the resulting adjusted cohort is used for calculating the retention rate.

Retention Data Reporting Reminders:

- Include only **part-time, first-time bachelor's-seeking** students in this cohort.
- Determine part-time using Fall 2012 attendance status (e.g. if a student was part-time in Fall 2012, report them in the part-time cohort regardless of their Fall 2013 status).
- If there are no students to report in the cohort, enter zero. Do not leave the field blank.
- Report in the exclusions box (line E7) the number of students from the cohort who left the institution for any of the following reasons: died or were totally and permanently disabled; to serve in the armed forces (including those called to active duty); to serve with a foreign aid service of the Federal Government (e.g. Peace Corps); or to serve on official church missions.

		Prior year data (Fall 2011 cohort)
--	--	------------------------------------

PART-TIME, FIRST-TIME BACHELOR'S COHORT RETENTION:

E6	Part-time, first-time Fall 2012 bachelor's cohort	<input type="text" value="15"/>	30	
E7	<u>Exclusions</u> from the Fall 2012 cohort	<input type="text" value="0"/>	0	
E8	Adjusted Fall 2012 cohort (line E6 - line E7)	15	30	
E9	Students from Fall 2012 cohort still enrolled as of Fall 2013	<input type="text" value="8"/>	19	
E10	Part-time, first-time Fall 2012 bachelor's cohort retention rate (line E9 / line E8)	53 %	63	%



You may use the space below to provide context for the data you've reported above.

These context notes will be posted on the College Navigator website, and should be written to be understood by students and parents.

Institution: University of Washington-Tacoma Campus (377564)

User ID: 88G2561


Part F - Student-to-Faculty Ratio

Please provide your institution's student-to-faculty ratio (i.e., student-to-instructional staff) for undergraduate programs for Fall 2013. The student-to-faculty ratio and any accompanying context that is provided will be displayed on College Navigator.

Note: Logic in this item is similar to item I-2 from the Common Data Set data collection.

Click [here](#) to use a worksheet to help you determine the student-to-faculty ratio

Student-to-faculty ratio	17	to 1
Student-to-faculty ratio prior year	18	to 1

 **You may use the space below to provide context for the data you've reported above.**
These context notes will be posted on the College Navigator website, and should be written to be understood by students and parents.

Institution: University of Washington-Tacoma Campus (377564)

User ID: 88G2561

Summary

Fall Enrollment Survey Summary Four-Year Institutions with Graduate Students

IPEDS collects important information regarding your institution. All data reported in IPEDS survey components become available in the IPEDS Data Center and appear as aggregated data in various Department of Education reports. Additionally, some of the reported data appears specifically for your institution through the College Navigator website and is included in your institution's Data Feedback Report (DFR). The purpose of this summary is to provide you an opportunity to view some of the data that, when accepted through the IPEDS quality control process, will appear on the College Navigator website and/or your DFR. College Navigator is updated approximately three months after the data collection period closes and Data Feedback Reports will be available through the [Data Center](#) and sent to your institution's CEO in November 2014.

Please review your data for accuracy. If you have questions about the data displayed below after reviewing the data reported on the survey screens, please contact the IPEDS Help Desk at: 1-877-225-2568 or ipedshelp@rti.org.

Student Enrollment	
Total enrollment	4,295
Undergraduate enrollment	3,626
Undergraduate transfer-in enrollment	755
Graduate enrollment	669
Student-to-faculty ratio	17 to 1

Student Characteristics (All Students)	
Percent of all students who are female	56%
Percent of all students by race/ethnicity:	
American Indian or Alaska Native	1%
Asian	15%
Black or African American	7%
Hispanic/Latino	9%
Native Hawaiian or Pacific Islander	1%
White	49%
Two or More Races	6%
Race and ethnicity unknown	7%
Nonresident alien	5%

Undergraduate Student Characteristics	
Percent of undergraduates who are female	53%
Percent of undergraduates who are full-time	86%

Percent of undergraduates by race/ethnicity:	
American Indian or Alaska Native	1%
Asian	16%
Black or African American	7%
Hispanic/Latino	9%
Native Hawaiian or Pacific Islander	2%
White	47%
Two or More Races	6%
Race and ethnicity unknown	8%
Nonresident alien	4%
Percent of undergraduate students by age:	
24 and under	62%
25 and over	38%
Age unknown	0%

Undergraduate Retention and Graduation Rate Cohort	
First-time, full-time bachelor's seeking student retention rate	78%
First-time, part-time bachelor's seeking student retention rate	53%
Graduation rate cohort as percent of total entering students	
	33%

Graduate Student Characteristics	
Percent of graduate students who are female	69%
Percent of graduate students who are full-time	52%

Institution: University of Washington-Tacoma Campus (377564)

User ID: 88G2561

Edit Report

Fall Enrollment**University of Washington-Tacoma Campus (377564)**

Source	Description	Severity	Resolved	Options
--------	-------------	----------	----------	---------

Screen: Part A - Fall Enrollment by Distance Education Status

Screen Entry	All graduate students exclusively enrolled in distance education courses are not expected to be reported under the same location category. Please correct your data or explain. (Error #6172)	Explanation	Yes	
--------------	---	-------------	-----	--

Reason:	There is no error, all 8 students reside in Washington--not unexpected considering that it is a state university.
---------	---

Related Screens:	Distance Education Status 1, Distance Education Status 2
------------------	--

Screen: Part E - First-time Bachelor's Cohort Retention Rates (Full-time)

Screen Entry	The full-time, first-time bachelor's cohort reported in Part E (324) is outside the expected range when compared with the prior year value (Fall 2011 cohort). Please correct your data or explain. (Error #6164)	Explanation	Yes	
--------------	---	-------------	-----	--

Reason:	UW Tacoma is intentionally growing their First-Time Freshman cohort size, so this is expected.
---------	--

Screen: Part E - First-time Bachelor's Cohort Retention Rates (Part-time)

Screen Entry	The part-time, first-time bachelor's cohort reported in Part E (15) is outside the expected range when compared with the prior year value (Fall 2011 cohort). Please correct your data or explain. (Error #6805)	Explanation	Yes	
--------------	--	-------------	-----	--

Reason:	Part-time is not encouraged, and small numbers make any change here a large percentage.
---------	---