

Institutional Characteristics 2015-16

Institution: University of Washington-Tacoma Campus (377564)
User ID: 88G2561

Overview

Institutional Characteristics Overview

Welcome to the Institutional Characteristics (IC) component. This component collects important information about your institution's mission, student services, and student charges.

Much of the data reported on IC appear on College Navigator, which is updated once after IC data has been finally reviewed. Thus, errors may stay on College Navigator for a full year.

Additionally, the cost of attendance data are used to calculate the net price of attendance in the Student Financial Aid component. This has important implications for what students see about your institution, and also for the College Affordability and Transparency Center's lists. **Revisions or changes to costs can ONLY be made in the Student Financial Aid component and not in the prior year revision system.**

Remember, it is the responsibility of the keyholder to submit accurate data about the institution. Please contact the IPEDS Help Desk for clarifications to make sure that you are reporting correctly.

Changes to This Year's IC Component

There were no changes implemented for the 2015-16 data collection period.

Common Errors

Quality control reviews of past IC data indicate frequently made errors. Please review the common errors below to ensure accurate reporting. Additional common errors or tips can be found in the New Keyholder Handbook under Resources.

- Question 2 should only be marked 'YES' if your institution is **EXCLUSIVELY** distance education. Do not mark 'YES' if your courses/programs are also available in person.
- Do not try to outsmart fatal errors; this is falsifying data. Contact the Help Desk to override, or fix, the data.
- Make sure you understand ALL definitions before responding to questions. For example, make sure that you are reporting for an 'ACADEMIC YEAR' or 'PROGRAM' as defined by IPEDS.

To download the survey materials for this component: [Survey Materials](#)

To access your prior year data submission for this component: [Reported Data](#)


Part A - Mission Statement and Distance Education

1. Provide the institution's mission statement or a web address (URL) where the mission statement can be found. Typed statements are limited to 2,000 characters or less. The mission statement will be available to the public on College Navigator.

Mission Statement URL:

Please begin URL with "http://" or "https://"

Mission Statement

 2. Are all the programs at your institution offered exclusively via distance education?


No

Yes

Part B - Services and Programs for Servicemembers and Veterans

1. Which of the following are available to veterans, military servicemembers, or their families?

- Yellow Ribbon Program (officially known as Post-9/11 GI Bill, Yellow Ribbon Program)
- Credit for military training
- Dedicated point of contact for support services for veterans, military servicemembers, and their families
- Recognized student veteran organization
- Member of Servicemembers Opportunity Colleges
- None of the above

 You may use the space below to provide context for the data you've reported above. These context notes will be posted on the College Navigator website, and should be written to be understood by students and parents.

Part C - Student Services - Special Learning Opportunities

1. Does your institution accept any of the following? [Check all that apply]

- Dual credit (college credit earned while in high school)
- Credit for life experiences
- Advanced placement (AP) credits
- None of the above

2. What types of special learning opportunities are offered by your institution? [Check all that apply]

- ROTC
 - Army
 - Navy
 - Air Force
- Study abroad
- Weekend/evening college
- Teacher certification (for the elementary, middle school/junior high, or secondary level)
Do **not** include certifications to teach at the postsecondary level.
 - Students can complete their preparation in certain areas of specialization
 - Students must complete their preparation at another institution for certain areas of specialization
 - This institution is approved by the state for the initial certification or licensure of teachers
- None of the above

3. If your institution grants a bachelor's degree or higher but does not offer a full 4-year program of study at the undergraduate level, how many years of completed college-level work are required for entrance?

Number of years Select One

Part C - Student Services - Distance Opportunities

4. Which of the following selected student services are offered by your institution? [Check all that apply]

- Remedial services
- Academic/career counseling services
- Employment services for current students
- Placement services for program completers
- On-campus day care for children of students
- None of the above

5. Does your institution have its own library or are you financially supporting a shared library with another postsecondary education institution?

- Have our own library
- Do not have our own library but contribute financial support to a shared library
- Neither of the above

6. Indicate whether or not any of the following alternative tuition plans are offered by your institution.

No

Yes

- Tuition guarantee
- Prepaid tuition plan
- Tuition payment plan
- Other (specify in box below)

7. Please indicate at what level(s) your institution offers distance education opportunities (courses and/or programs).


- Undergraduate
- Graduate
- The institution does not offer distance education opportunities

You may use the space below to provide context for the alternative tuition plans you've reported above. These context notes will be posted on the College Navigator website, and should be written to be understood by students and parents.

Part C - Disability Service

Please indicate the percentage of all undergraduate students enrolled during fall 2014 who were formally registered as students with disabilities with the institution's office of disability services (or the equivalent office).

| | | |
|----------------------------------|----------------------|---|
| <input checked="" type="radio"/> | 3 percent or less | |
| <input type="radio"/> | More than 3 percent: | % |

 You may use the space below to provide context for the data you've reported above. These context notes will be posted on the College Navigator website, and should be written to be understood by students and parents.

Part D - Student Charges Questions

1. Are all full-time, first-time degree/certificate-seeking students required to live on campus or in institutionally-controlled housing?

If you answer **Yes** to this question, you will not be asked to report off-campus room and board in the price of attendance (D11).

This is only a screening question, and your response does not show up on College Navigator.

*If you make any exceptions to this rule, and have even one first-time, full-time student living off-campus, please answer **No** so that this does not cause conflicts with the Student Financial Aid survey. Making changes to the SFA component is very difficult and may lead to inaccurate reporting for your institution.*

No

Yes, and we do not make **ANY** (even one) exceptions to this rule

2. Does your institution charge different tuition for in-district, in-state, or out-of-state students?

If you answer **Yes** to this question, you will be expected to report tuition amounts for in-district, in-state, and out-of-state students.

*Please only select **Yes** if you really charge different tuition rates, or you will be reporting the same numbers 3 times.*

No

Yes

3. Does your institution offer institutionally-controlled housing (either on or off campus)?

If you answer **Yes** to this question, you will be expected to specify a housing capacity, and to report a room charge or a combined room and board charge (D10).

No

Yes

Specify housing capacity for academic year 2015-16
128

4. Do you offer board or meal plans to your students?

If you answer **Yes** to this question, you will be expected to report a board charge or combined room and board charge (D10).

No

Yes - Enter the number of meals per week in the maximum meal plan available

Yes - Number of meals per week can vary (e.g., students' charge meals against a meal card)

Part D - Undergraduate Student Charges

If the institution charges an application fee, indicate the amount.

| | Amount | Prior year |
|--------------------------------------|--------|------------|
| Undergraduate application fee | 60 | 60 |

5. Charges to full-time undergraduate students for the full academic year 2015-16

Please be sure to report an average tuition that includes all students at all levels (freshman, sophomore, etc.).

| | In-district | Prior year | In-state | Prior year | Out-of-state | Prior year |
|--------------------------------------|-------------|---------------|----------|---------------|--------------|---------------|
| All full-time undergraduate students | | | | | | |
| Average tuition | 10,768 | 11,305 | 10,768 | 11,305 | 33,072 | 32,424 |
| Required fees | 1,137 | 957 | 1,137 | 957 | 1,137 | 957 |

6. Per credit hour charge for part-time undergraduate students

Please be sure to report an average per credit tuition that includes all students at all levels (freshman, sophomore, etc.).

| | In-district | Prior year | In-state | Prior year | Out-of-state | Prior year |
|------------------------|-------------|------------|----------|------------|--------------|--------------|
| Per credit hour charge | 359 | 377 | 359 | 377 | 1,102 | 1,081 |

Part D - Graduate Student Charges

If the institution charges an application fee, indicate the amount.

| | Amount | Prior year |
|--------------------------|--------|------------|
| Graduate application fee | 85 | 85 |

*Please do not include tuition for Doctor's Degree – Professional Practice programs.
 Data for those programs are collected separately.*

7. Charges to full-time graduate students for the full academic year 2015-16

| | In-district | Prior year | In-state | Prior year | Out-of-state | Prior year |
|-----------------|-------------|------------|----------|------------|--------------|------------|
| Average tuition | 15,207 | 15,207 | 15,207 | 15,207 | 27,255 | 27,255 |
| Required fees | 1,137 | 957 | 1,137 | 957 | 1,137 | 957 |

8. Per credit hour charge for part-time graduate students

| | In-district | Prior year | In-state | Prior year | Out-of-state | Prior year |
|------------------------|-------------|------------|----------|------------|--------------|------------|
| Per credit hour charge | 724 | 724 | 724 | 724 | 1,298 | 1,298 |

Part D - Student Charges - Room

10. What are the typical room charges for a student for the full academic year 2015-16?

If your institution offers room at no charge to students, enter zero.



| | Amount | Prior year |
|---------------------------------|--------|------------|
| Room charges (Double occupancy) | 8,129 | 7,677 |

Part D - Student Charges - Price of Attendance

11. Cost of attendance for full-time, first-time undergraduate students:

Please enter the amounts requested below. These data will be made available to the public on College Navigator. If your institution participates in any Title IV programs (Pell, Stafford, etc.), you must complete all information. **Estimates of expenses for books and supplies, room and board, and other expenses are those from the Cost of Attendance report used by the financial aid office in determining financial need. Please talk to your financial aid office to get these numbers, to ensure that you are reporting correctly.**

If the **2015-16 tuition and/or fees as reported on this page** for full-time, first-time students are covered by a tuition guarantee program, check the applicable box(es) under 'Tuition Guarantee'. Additionally, please indicate the maximum % increase that is guaranteed. *These numbers are expected to be fairly small. Please contact the Help Desk if you are confused about these values and how to report them.*

| Charges for full academic year | 2012-13 | 2013-14 | 2014-15 | 2015-16 | Tuition Guarantee (check only if applicable to entering students in 2015-16) | Guaranteed increase % |
|---------------------------------------------|---------|---------|---------|---------|---------------------------------------------------------------------------------|-----------------------|
| Published tuition and required fees: | | | | | | |
| <u>In-district</u> | | | | | | |
| Tuition | 11,305 | 11,305 | 11,305 | 10,768 | <input type="checkbox"/> | |
| Required fees | 597 | 597 | 957 | 1,137 | <input type="checkbox"/> | |
| Tuition + fees total | 11,902 | 11,902 | 12,262 | 11,905 | | |
| <u>In-state</u> | | | | | | |
| Tuition | 11,305 | 11,305 | 11,305 | 10,768 | <input type="checkbox"/> | |
| Required fees | 597 | 597 | 957 | 1,137 | <input type="checkbox"/> | |
| Tuition + fees total | 11,902 | 11,902 | 12,262 | 11,905 | | |
| <u>Out-of-state</u> | | | | | | |
| Tuition | 28,860 | 30,879 | 32,424 | 33,072 | <input type="checkbox"/> | |
| Required fees | 597 | 597 | 957 | 1,137 | <input type="checkbox"/> | |
| Tuition + fees total | 29,457 | 31,476 | 33,381 | 34,209 | | |
| <u>Books and supplies</u> | 1,035 | 1,206 | 1,206 | 1,206 | | |
| On-campus: | | | | | | |
| Room and board | 9,969 | 10,752 | 10,833 | 10,833 | | |
| Other expenses | 3,561 | 3,561 | 3,561 | 3,789 | | |
| Room and board and other expenses | 13,530 | 14,313 | 14,394 | 14,622 | | |
| Off-campus (not with family): | | | | | | |
| Room and board | 9,969 | 10,752 | 10,833 | 14,076 | | |
| Other expenses | 3,561 | 3,561 | 3,561 | 3,789 | | |
| Room and board and other expenses | 13,530 | 14,313 | 14,394 | 17,865 | | |
| Off-campus (with family): | | | | | | |
| Other expenses | 3,561 | 3,561 | 3,561 | 3,789 | | |

You may use the space below to provide context for the data you've reported above. These context notes will be posted on the College Navigator website, and should be written to be understood by students and parents.

Part E - Athletic Association

1. Is this institution a member of a national athletic association?

| | |
|----------------------------------|----------------------------------------------------------|
| <input checked="" type="radio"/> | No |
| <input type="radio"/> | Yes - Check all that apply |
| <input type="checkbox"/> | National Collegiate Athletic Association (NCAA) |
| <input type="checkbox"/> | National Association of Intercollegiate Athletics (NAIA) |
| <input type="checkbox"/> | National Junior College Athletic Association (NJCAA) |
| <input type="checkbox"/> | United States Collegiate Athletic Association (USCAA) |
| <input type="checkbox"/> | National Christian College Athletic Association (NCCAA) |
| <input type="checkbox"/> | Other |

2. If this institution is a member of the NCAA or NAIA, specify the conference FOR EACH SPORT using the pull down menu.

| Sport | NCAA or NAIA member | | Conference |
|----------------------------|-------------------------------------|-----------------------------------|------------|
| Football | <input checked="" type="radio"/> No | <input type="radio"/> Yes-Specify | Select One |
| Basketball | <input checked="" type="radio"/> No | <input type="radio"/> Yes-Specify | Select One |
| Baseball | <input checked="" type="radio"/> No | <input type="radio"/> Yes-Specify | Select One |
| Cross country and/or track | <input checked="" type="radio"/> No | <input type="radio"/> Yes-Specify | Select One |

Summary**Institutional Characteristics Component Summary
Academic Year Reporters**

IPEDS collects important information regarding your institution. All data reported in IPEDS survey components become available in the IPEDS Data Center and appear as aggregated data in various Department of Education reports. Additionally, some of the reported data appears specifically for your institution through the College Navigator website and is included in your institution's Data Feedback Report (DFR). The purpose of this summary is to provide you an opportunity to view some of the data that, when accepted through the IPEDS quality control process, will appear on the College Navigator website and/or your DFR. College Navigator is updated approximately three months after the data collection period closes and Data Feedback Reports will be available through the [Data Center](#) and sent to your institution's CEO in November 2016.

Please review your data for accuracy. If you have questions about the data displayed below after reviewing the data reported on the survey screens, please contact the IPEDS Help Desk at: 1-877-225-2568 or ipedshelp@rti.org.

GENERAL INFORMATION

| | |
|------------------------------------------------------------------------------------------------|-------------------------------------------------------------------------------------------------------------------------------------------|
| Mission Statement | http://www.tacoma.uw.edu/chancellor/mission-values-and-vision |
| Are all the programs at your institution offered completely via distance education? | No |
| Special Learning Opportunities | Study abroad Weekend/evening college Teacher certification (below the postsecondary level) |
| Student Services | Academic/career counseling services Employment services for current students |
| Credit Accepted | Dual credit (college credit earned while in high school) Advanced placement (AP) credits |
| Undergraduate students enrolled who are formally registered with office of disability services | 3 percent or less |

PRICING INFORMATION

| Estimated expenses for academic year for full-time, first-time students | 2012-13 | 2013-14 | 2014-15 | 2015-16 |
|--------------------------------------------------------------------------|----------------------|----------|----------|----------|
| In-district tuition and fees | \$11,902 | \$11,902 | \$12,262 | \$11,905 |
| In-state tuition and fees | \$11,902 | \$11,902 | \$12,262 | \$11,905 |
| Out-of-state tuition and fees | \$29,457 | \$31,476 | \$33,381 | \$34,209 |
| Books and supplies | \$1,035 | \$1,206 | \$1,206 | \$1,206 |
| On-campus room and board | \$9,969 | \$10,752 | \$10,833 | \$10,833 |
| On-campus other expenses | \$3,561 | \$3,561 | \$3,561 | \$3,789 |
| Off-campus room and board | \$9,969 | \$10,752 | \$10,833 | \$14,076 |
| Off-campus other expenses | \$3,561 | \$3,561 | \$3,561 | \$3,789 |
| Off-campus with family other expenses | \$3,561 | \$3,561 | \$3,561 | \$3,789 |
| Average undergraduate student tuition and fees for academic year 2015-16 | Tuition | | Fees | |
| In-district | \$10,768 | | \$1,137 | |
| In-state | \$10,768 | | \$1,137 | |
| Out-of-state | \$33,072 | | \$1,137 | |
| Average graduate student tuition and fees for academic year 2015-16 | Tuition | | Fees | |
| In-district | \$15,207 | | \$1,137 | |
| In-state | \$15,207 | | \$1,137 | |
| Out-of-state | \$27,255 | | \$1,137 | |
| Alternative tuition plans | Prepaid tuition plan | | | |

Institutional Characteristics

University of Washington-Tacoma Campus (377564)

| Source | Description | Severity | Resolved | Options |
|------------------------------------|----------------------------------------------------------------------------------------------------------------------------------------------------------------------------------------------------------------------------------------------------------------------------------|-------------|----------|---------|
| Screen: Price of Attendance | | | | |
| Perform Edits | The amount entered for room and board on the Part D - Price of Attendance screen is expected to be within 10% of the amount entered for room and board on the Part D - Undergraduate Student Charges screen. Please correct your data or explain the discrepancy. (Error #11236) | Explanation | Yes | |
| Reason: | The figure provided in Undergraduate Student Charges is for room only; the amount on Price of Attendance is the amount we use for room AND board in calculating the total cost of attendance. | | | |
| Related Screens: | Price of Attendance, Room | | | |
| Screen Entry | This value is expected to be within 20% of the prior year amount. Please correct your data or explain. (Error #11110) | Explanation | Yes | |
| Reason: | We are correcting our submission from 2014-15. | | | |