

Student Financial Aid 2013-14

Institution: University of Washington-Bothell Campus (377555)

User ID: 88G2561

Overview

IPEDS Student Financial Aid Component Overview Public Academic Reporters

Welcome to the Student Financial Aid (SFA) component of the U.S. Department of Education's Integrated Postsecondary Education Data System (IPEDS). The purpose of the SFA component is to collect information about financial aid provided to various groups of undergraduate students at your institution.

Changes to This Year's SFA Component

- Revisions to Cost of Attendance used to calculate the Net Price of Attendance can now be made in this component.

Data Reporting Reminders

Groups

Throughout this component, you will be asked to report information for different groups of students.

- **Group 1:** All undergraduate students
- **Group 2:** Of Group 1, full-time, first-time degree/certificate-seeking students
- **Group 3:** Of Group 2, students who paid the in-state/in-district tuition rate and were awarded any grant/scholarship aid from the federal government, state/local government, or the institution
- **Group 4:** Of Group 2, students who paid the in-state/in-district tuition rate and were awarded any Title IV federal student aid

Consult the instructions and screens to make sure you are reporting the correct aid amounts for the correct groups of students.

College Affordability and Transparency Lists

Net price amounts calculated in SFA will be used to populate the Department's College Affordability and Transparency lists.

Interactive Edits and Error Messages

SFA contains interactive edits that will check for blank fields, invalid values, or values that fall outside expected ranges. Some error messages will require you to confirm or explain the values that you entered. Some error messages are fatal and will require you to contact the IPEDS Help Desk at 1-877-225-2568 for resolution.

Context Boxes

You will find optional text boxes throughout SFA. Context boxes allow you to provide more information about the data you enter. Some of these context boxes may be made available to the public on College Navigator, so make sure that the information you enter can be understood easily by students, parents, and the general public.

Resources

To download the survey materials for this component: [Survey Materials](#)

If you have questions about completing this component, please contact the **IPEDS Help Desk at 1-877-225-2568**.


Institution: University of Washington-Bothell Campus (377555)

User ID: 88G2561

Part A**Part A - Establish Your Groups**

Part A establishes the number of students in various groups. Note that the numbers on this screen will be carried forward to other parts of the Student Financial Aid component.

In the fields below, report the number of students in each of the following groups.

		 Fall 2012	YOUR PRIOR YEAR DATA Fall 2011
01.	Group 1 All <u>undergraduate</u> students	<input type="text" value="3,648"/>	3,275
02.	Group 2 Of those in Group 1, those who are <u>full-time</u> , <u>first-time</u> degree/certificate-seeking	<input type="text" value="537"/>	523
	02a. Of those in Group 2, those who were awarded any <u>Federal Work Study</u> , <u>loans to students</u> , or grant or scholarship aid from the federal government, state/local government, the institution, or other sources known to the institution	<input type="text" value="373"/>	358
	02b. Of those in Group 2, those who were awarded any <u>loans to students</u> or grant or scholarship aid from the federal government, state/local government, or the institution	<input type="text" value="351"/>	347
03.	Group 3 Of those in Group 2, those who paid the in-state or in-district tuition rate and were awarded grant or scholarship aid from the federal government, state/local government, or the institution	<input type="text" value="294"/>	274
04.	Group 4 Of those in Group 2, those who paid the in-state or in-district tuition rate and were awarded any <u>Title IV federal student aid</u>	<input type="text" value="310"/>	287

Institution: University of Washington-Bothell Campus (377555)

User ID: 88G2561

Part B**Part B - Enter Information About Group 1**

Part B includes information about Group 1. Group 1 students are all undergraduate students enrolled in Fall 2012.

For this part, report:

For These Students	The Following Type(s) of Aid	Awarded in This Period
<ul style="list-style-type: none"> All undergraduate students enrolled in Fall 2012 	<ul style="list-style-type: none"> Grant or scholarship aid from the federal government Grant or scholarship aid from state/local government Grant or scholarship aid from the institution Grant or scholarship aid from other sources known to the institution Loans to students from the federal government 	<ul style="list-style-type: none"> Any time during academic year 2012-13

In the fields below, report the number of Group 1 students and the total amount of aid awarded to these students for each type of aid.


Information from Part A:**Fall 2012****Group 1**

All undergraduate students

(This number is carried forward from Part A, Line 01.)

3,648

Aid Type	2012-13			
	Number of Group 1 students who were awarded aid	Percentage of Group 1 students who were awarded aid	Total amount of aid awarded to Group 1 students	Average amount of aid awarded to Group 1 students
01. Grant or scholarship aid from the federal government, state/local government, the institution, and other sources known to the institution	1,823	50	22,949,621	12,589
02. Pell grants	1,260	35	5,258,106	4,173
03. Federal student loans	1,478	41	10,402,406	7,038

 You may use the space below to provide context for data you've reported above. These context notes may be posted on the College Navigator website and should be written to be understood by students and parents.

Institution: University of Washington-Bothell Campus (377555)

User ID: 88G2561

Part C, Page 1**Part C, Page 1 - Enter Information about Group 2**

Part C includes information about Group 2. Group 2 students are all full-time, first-time degree/certificate-seeking undergraduate students enrolled in Fall 2012.

In the fields below, report the number of Group 2 students paying in-district, in-state, and out-of-state tuition rates. If your institution does not offer different rates, report all students as paying in-state tuition rates.

Information from Part A:			Fall 2012		
Group 2 Full-time, first-time degree/certificate-seeking undergraduates (This number is carried forward from Part A, Line 02)			537		
Group 2 students:					YOUR PRIOR YEAR DATA
			Fall 2012		Fall 2011
			Number of Group 2 students	Percentage of Group 2 students	Percentage of Group 2 students
01.	01a.	<u>paying in-district tuition rates</u>	<input type="text" value="0"/>	0	0
	01b.	<u>paying in-state tuition rates</u>	<input type="text" value="490"/>	91	93
	01c.	<u>paying out-of-state tuition rates</u>	<input type="text" value="47"/>	9	7
	01d.	Unknown (calculated value) This value is calculated using the following formula: [A02-(C01a+C01b+C01c)]	0	0	0

Institution: University of Washington-Bothell Campus (377555)

User ID: 88G2561

Part C, Page 2

Part C, Page 2 - Enter Information about Group 2





Part C includes financial aid information about Group 2. Group 2 students are all full-time, first-time degree/certificate-seeking undergraduate students enrolled in Fall 2012.


For this part, report:

For These Students	The Following Type(s) of Aid	Awarded in This Period
<ul style="list-style-type: none"> Full-time, first-time degree/certificate-seeking undergraduate students enrolled in Fall 2012 	<ul style="list-style-type: none"> Grant or scholarship aid from the federal government Grant or scholarship aid from state/local government Grant or scholarship aid from the institution Loans to students from the federal government and from other sources, including private or other loans Do <u>not</u> include grant or scholarship aid from private or other sources Do <u>not</u> include PLUS loans or loans made to anyone other than the student 	<ul style="list-style-type: none"> Any time during academic year 2012-13 For program reporters, this is the aid year period from July 1, 2012 through June 30, 2013.

In the fields below, report the number of Group 2 students and the total amount of aid awarded to these students for each type of aid. Enter unduplicated student counts within a category (e.g., Pell grants). However, a student can appear in more than one aid category.

Information from Part A:	Fall 2012
Group 2 Full-time, first-time degree/certificate-seeking undergraduates (This number is carried forward from Part A, Line 02)	537
Group 2a Of those in Group 2, those who were awarded any Federal Work Study, loans to students, or grant or scholarship aid from the federal government, state/local government, the institution, or other sources known to the institution (This number is carried forward from Part A, Line 02a)	373
Group 2b Of those in Group 2, those who were awarded any loans to students or grant or scholarship aid from the federal government, state/local government, or the institution (This number is carried forward from Part A, Line 02b)	351
Group 3 Of those in Group 2, those who were awarded grant or scholarship aid from the federal government, state/local government, or the institution	294
Aid Type	YOUR PRIOR YEAR DATA

		Fall 2012				Fall 2011
		Number of Group 2 students who were awarded aid	Percentage of Group 2 students who were awarded aid	Total amount of aid awarded to Group 2 students	Average amount of aid awarded to Group 2 students	Average amount of aid awarded to Group 2 students
01.	Grants or scholarships from the federal government, state/local government, or the institution	<input type="text" value="299"/>	56	3,980,991	 13,314	10,441
02.	<u>Federal grants</u>	<input type="text" value="209"/>	39	892,193	4,269	4,512
	02a. <u>Pell grants</u>	<input type="text" value="209"/>	39	<input type="text" value="862,943"/>	4,129	4,269
	02b. <u>Other federal grants</u>	<input type="text" value="151"/>	28	<input type="text" value="29,250"/>	 194	394
03.	<u>State/local government grants or scholarships (grants/scholarships/waivers)</u>	<input type="text" value="154"/>	29	<input type="text" value="1,618,547"/>	 10,510	7,945
04.	<u>Institutional grants or scholarships (scholarships/fellowships)</u>	<input type="text" value="244"/>	45	<input type="text" value="1,470,251"/>	 6,026	4,277
05.	<u>Loans to students</u>	<input type="text" value="204"/>	38	1,040,590	5,101	5,030
	05a. Federal loans	<input type="text" value="200"/>	37	<input type="text" value="935,633"/>	4,678	4,732
	05b. Other loans (including private loans)	<input type="text" value="9"/>	2	<input type="text" value="104,957"/>	11,662	10,483

 You may use the space below to provide context for the data you've reported above. These context notes may be posted on the College Navigator website and should be written to be understood by students and parents. For example, institutions may report here other sources of private aid not included in the categories above.

Institution: University of Washington-Bothell Campus (377555)

User ID: 88G2561

Cost of Attendance**Cost of attendance for full-time, first-time undergraduate students:**

Please enter the amounts requested below. These data will be made available to the public on College Navigator. If your institution participates in any Title IV programs (Pell, Stafford, etc.), you must complete all information. **Estimates of expenses for books and supplies, room and board, and other expenses are those from the Cost of Attendance report used by the financial aid office in determining financial need. Please talk to your financial aid office to get these numbers, to ensure that you are reporting correctly.**

These numbers are carried forward from Institutional Characteristics and should only be changed if an error was made in the reporting.

Charges for full academic year		2010-11	2011-12	2012-13
Published <u>tuition</u> and <u>required fees</u>:				
<u>In-district</u>				
	Tuition	8,122	9,746	11,305
	Required fees	495	495	606
	Tuition + fees total	8,617	10,241	11,911
<u>In-state</u>				
	Tuition	8,122	9,746	11,305
	Required fees	495	495	606
	Tuition + fees total	8,617	10,241	11,911
<u>Out-of-state</u>				
	Tuition	24,750	27,230	28,860
	Required fees	495	495	606
	Tuition + fees total	25,245	27,725	29,466
	<u>Books and supplies</u>	1,035	1,035	1,035
On-campus:				
	<u>Room and board</u>	9,399	9,771	9,969
	<u>Other expenses</u>	2,907	2,907	3,789
	Room and board and other expenses	12,306	12,678	13,758
Off-campus (not with family):				
	<u>Room and board</u>	9,399	9,771	9,969
	<u>Other expenses</u>	2,907	2,907	3,789
	Room and board and other expenses	12,306	12,678	13,758
Off-campus (with family):				
	<u>Other expenses</u>	2,907	2,907	3,789

Institution: University of Washington-Bothell Campus (377555)

User ID: 88G2561

Part D**Part D - Enter Information about Group 3**

Part D includes financial aid information about Group 3. Group 3 students are all full-time, first-time degree/certificate-seeking undergraduate students enrolled in Fall 2012 who paid the in-state or in-district tuition rate and were awarded grant or scholarship aid from the following sources: the federal government, state/local government, or the institution. The information you report in this part will be used in Part F to calculate average institutional net price.

For this part report:

For These Students	The Following Type(s) of Aid	Awarded in This Period
<ul style="list-style-type: none"> Full-time, first-time degree/certificate-seeking undergraduate students enrolled in Fall 2012 who paid the in-state or in-district tuition rate and were awarded grant or scholarship aid from the following sources: the federal government, state/local government, or the institution Do <u>not</u> include students who were awarded only grant or scholarship aid from private or other sources, or students who were awarded only non-grant aid 	<ul style="list-style-type: none"> Grant or scholarship aid from the federal government Grant or scholarship aid from state/local government Grant or scholarship aid from the institution Do <u>not</u> include grant or scholarship aid from private or other sources 	<ul style="list-style-type: none"> Any time during academic year 2012-13

In the fields below, report the number of Group 3 students with each type of living arrangement and the total amount of grant or scholarship aid from the federal government, state/local government, or the institution awarded to these students.

Information from Part A:		YOUR PRIOR YEAR DATA 2010-2011	YOUR PRIOR YEAR DATA 2011-2012	2012-2013	
Group 3 Full-time, first-time degree/certificate-seeking undergraduate students who paid the in-state or in-district tuition rate and were awarded grant or scholarship aid from the following sources: the federal government, state/local government, or the institution (This number is carried forward from Part A, Line 03)		175	274	294	
01.	Report the number of Group 3 students with the following living arrangements:	YOUR PRIOR YEAR DATA 2010-11	YOUR PRIOR YEAR DATA 2011-12	2012-13	
		2010-11	2011-12	2012-13	
	01a.	On-campus	28	79	94
	01b.	Off-campus (with family)	87	108	115
	01c.	Off-campus (not with family)	55	84	85
01d.	Unknown (calculated) This value is calculated using the following formula: [A03-(D01a+D01b+D01c)]	5	3	0	

02.	Report the total amount of grant or scholarship aid from the federal government, state/local government, or the institution awarded to Group 3 students	1,836,874	2,853,700	3,941,118
03.	Average grant or scholarship aid from the federal government, state/local government, or the institution awarded to Group 3 students (calculated value). This value is calculated using the following formula: [D02/A03]	10,496	10,415	✖ 13,405

You may use the space below to provide context for the data you've reported above.

Institution: University of Washington-Bothell Campus (377555)

User ID: 88G2561




Part E**Part E – Enter Information about Group 4**







Part E includes financial aid information about Group 4. Group 4 students are all full-time, first-time degree/certificate-seeking undergraduate students enrolled in Fall 2012 who paid the in-state or in-district tuition rate and were awarded any Title IV federal student aid, including federal grants or federal student loans. The information you report in this part will be used in Part G to calculate average institutional net price by income level.

For this part, report:

For These Students	The Following Type(s) of Aid	Awarded in This Period
<ul style="list-style-type: none"> Full-time, first-time degree/certificate-seeking undergraduate students enrolled in Fall 2012 who paid the in-state or in-district tuition rate and were awarded any Title IV federal student aid 	<ul style="list-style-type: none"> Grant or scholarship aid from the federal government Grant or scholarship aid from state/local government Grant or scholarship aid from the institution Do <u>not</u> include grant or scholarship aid from private or other sources Do <u>not</u> include loan amounts Do <u>not</u> include Federal Work Study amounts 	<ul style="list-style-type: none"> Any time during academic year 2012-13

In the fields below, report the number of Group 4 students with each type of living arrangement and the total amount of grant or scholarship aid from the federal government, state/local government, or the institution awarded to these students by income level.

Information from Part A:		2010-11	2011-12	2012-13
Group 4 Full-time, first-time degree/certificate-seeking undergraduate students who paid the in-state or in-district tuition rate and were awarded any Title IV federal student aid (This number is carried forward from Part A, Line 04)		211	 287	310
01.	Report the number of Group 4 students with the following living arrangements:	YOUR PRIOR YEAR DATA	YOUR PRIOR YEAR DATA	
		2010-11	2011-12	2012-13
01a.	<u>On-campus</u>	34	 86	96
01b.	<u>Off-campus (with family)</u>	113	116	121
01c.	<u>Off-campus (not with family)</u>	64	 85	92
01d.	Unknown (calculated) This value is calculated using the formula: [A04-(E01a+E01b+E01c)]	0	0	1
		Number of Group 4 students who were awarded any Title IV aid	Total amount of grant or scholarship aid awarded to Group 4 students from the following sources: the federal government, state/local	Average amount of grant or scholarship aid awarded to Group 4 students from the following sources: the federal government,

			state/local government, or the institution	government, or the institution	state/local government, or the institution	
2010-11						
		Col. 1	Col. 2	Col. 3	Col. 4	
02.	Income level					
	02a.	\$0-30,000	<input type="text" value="65"/>	<input type="text" value="65"/>	<input type="text" value="843,364"/>	12,975
	02b.	\$30,001-48,000	<input type="text" value="42"/>	<input type="text" value="42"/>	<input type="text" value="543,585"/>	12,943
	02c.	\$48,001-75,000	<input type="text" value="40"/>	<input type="text" value="26"/>	<input type="text" value="330,732"/>	8,268
	02d.	\$75,001-110,000	<input type="text" value="31"/>	<input type="text" value="2"/>	<input type="text" value="50,585"/>	1,632
	02e.	\$110,001 and more	<input type="text" value="33"/>	<input type="text" value="0"/>	<input type="text" value="2,257"/>	68
	02f.	Total all income levels	211	135	1,770,523	8,391
2011-12						
		Col. 1	Col. 2	Col. 3	Col. 4	
03.	Income level					
	03a.	\$0-30,000	<input type="text" value="90"/>	<input type="text" value="90"/>	<input type="text" value="1,180,803"/>	 13,120
	03b.	\$30,001-48,000	<input type="text" value="61"/>	<input type="text" value="61"/>	<input type="text" value="827,687"/>	13,569
	03c.	\$48,001-75,000	<input type="text" value="53"/>	<input type="text" value="48"/>	<input type="text" value="548,225"/>	10,344
	03d.	\$75,001-110,000	<input type="text" value="41"/>	<input type="text" value="23"/>	<input type="text" value="105,832"/>	2,581
	03e.	\$110,001 and more	<input type="text" value="42"/>	<input type="text" value="10"/>	<input type="text" value="24,919"/>	593
	03f.	Total all income levels	 287	 232	 2,687,466	9,364
2012-13						
		Col. 1	Col. 2	Col. 3	Col. 4	
04.	 Income level					
	04a.	\$0-30,000	<input type="text" value="87"/>	<input type="text" value="87"/>	<input type="text" value="1,402,766"/>	16,124
	04b.	\$30,001-48,000	<input type="text" value="69"/>	<input type="text" value="69"/>	<input type="text" value="1,082,380"/>	15,687
	04c.	\$48,001-75,000	<input type="text" value="67"/>	<input type="text" value="61"/>	<input type="text" value="866,569"/>	12,934
	04d.	\$75,001-110,000	<input type="text" value="51"/>	<input type="text" value="31"/>	<input type="text" value="247,169"/>	4,846
	04e.	\$110,001 and more	<input type="text" value="36"/>	<input type="text" value="7"/>	<input type="text" value="31,034"/>	862
	04f.	Total all income levels	310	255	 3,629,918	11,709
You may use the space below to provide context for the data you've reported above.						

Institution: University of Washington-Bothell Campus (377555)

User ID: 88G2561

Part F

Part F – Net Price Calculation for Group 3

The following net price calculation is based on information that your institution reported in the Institutional Characteristics component and the Student Financial Aid component. For more information about the data your institution reported in the Institutional Characteristics component, please contact your institution's IPEDS Keyholder.

		YOUR PRIOR YEAR DATA	YOUR PRIOR YEAR DATA	2012-13
		2010-11	2011-12	
Components of cost of attendance				
01.	Published <u>tuition</u> and <u>required fees</u> (lower of in-district or in-state)	8,617	10,241	11,911
02.	<u>Books and supplies</u>	1,035	1,035	1,035
03.	<u>Room and board and other expenses by living arrangement</u>			
03a.	<u>On-campus</u>	12,306	12,678	13,758
03b.	<u>Off-campus (with family)</u>	2,907	2,907	3,789
03c.	<u>Off-campus (not with family)</u>	12,306	12,678	13,758
04.	<u>Number of Group 3 students by living arrangement</u>			
04a.	<u>On-campus</u>	28	79	94
04b.	<u>Off-campus (with family)</u>	87	108	115
04c.	<u>Off-campus (not with family)</u>	55	84	85
04d.	Unknown	5	3	0
05.	<u>Weighted average for room and board and other expenses by living arrangement (excluding unknown values)</u> See instructions for the formula for this calculation	7,496	8,784	9,859
06.	<u>Total cost of attendance</u> This value is calculated using the following formula: [F01+F02+F05]	17,148	20,060	22,805
07.	<u>Average amount of grant or scholarship aid awarded to Group 3 students from the following sources: the federal government, state/local government, and the institution</u>	10,496	10,415	13,405
08.	<u>Average institutional net price for Group 3 students</u> This value is calculated using the following formula: [F06-F07]	6,652	9,645	9,400

As required by the Higher Education Opportunity Act of 2008, these amounts will be posted on the U.S. Department of Education's College Navigator website and used in the U.S. Department of Education's College Affordability and Transparency Lists.


Do you wish to provide additional context notes?


Yes



No



 **You may use the space below to provide context for these data. These context notes may be posted on the College Navigator website and should be written to be understood by students and parents.**



Institution: University of Washington-Bothell Campus (377555)

User ID: 88G2561

Part G

Part G – Net Price Calculation for Group 4

The following net price calculation is based on information that your institution reported in the Institutional Characteristics component and the Student Financial Aid component. For more information about the data your institution reported in the Institutional Characteristics component, please contact your institution's IPEDS Keyholder.


		YOUR PRIOR YEAR DATA	YOUR PRIOR YEAR DATA	2012-13
		2010-11	2011-12	
Components of cost of attendance				
01.	Published <u>tuition</u> and <u>required fees</u> (lower of in-district or in-state)	8,617	10,241	11,911
02.	<u>Books and supplies</u>	1,035	1,035	1,035
03.	<u>Room and board and other expenses by living arrangement</u>			
03a.	<u>On-campus</u>	12,306	12,678	13,758
03b.	<u>Off-campus (with family)</u>	2,907	2,907	3,789
03c.	<u>Off-campus (not with family)</u>	12,306	12,678	13,758
04.	<u>Number of Group 4 students by living arrangement</u>			
04a.	<u>On-campus</u>	34	86	96
04b.	<u>Off-campus (with family)</u>	113	116	121
04c.	<u>Off-campus (not with family)</u>	64	85	92
04d.	Unknown	0	0	1
05.	<u>Weighted average for room and board and other expenses by living arrangement (excluding unknown values)</u> See instructions for the formula for this calculation	7,272	8,729	9,854
06.	<u>Total cost of attendance by income level</u> This value is calculated using the following formula: [G01+G02+G05]	16,924	20,005	22,800
07.	<u>Average amount of grant or scholarship aid awarded to Group 4 students from the following sources: the federal government, state/local government, and the institution</u>	8,391	9,364	11,709
07a.	<u>\$0-30,000</u>	12,975	13,120	16,124
07b.	<u>\$30,001-48,000</u>	12,943	13,569	15,687
07c.	<u>\$48,001-75,000</u>	8,268	10,344	12,934
07d.	<u>\$75,001-110,000</u>	1,632	2,581	4,846
07e.	<u>\$110,001 and more</u>	68	593	862
08.	<u>Average institutional net price for Group 4 students</u> This value is calculated using the following formula: [G06-G07]			
08a.	<u>\$0-30,000</u>	3,949	6,885	6,676
08b.	<u>\$30,001-48,000</u>	3,981	6,436	7,113
08c.	<u>\$48,001-75,000</u>	8,656	9,661	9,866
08d.	<u>\$75,001-110,000</u>	15,292	17,424	17,954
08e.	<u>\$110,001 and more</u>	16,856	19,412	21,938

As required by the Higher Education Opportunity Act of 2008, these amounts will be posted on the U.S. Department of Education's College Navigator website.

Do you wish to provide additional context notes?

Yes

No

 **You may use the space below to provide context for these data. These context notes may be posted on the College Navigator website and should be written to be understood by students and parents.**

Institution: University of Washington-Bothell Campus (377555)

User ID: 88G2561

Summary**IPEDS Student Financial Aid (SFA) Survey Summary**

IPEDS collects important information regarding your institution. All data reported in IPEDS survey components become available in the IPEDS Data Center and appear as aggregated data in various Department of Education reports. Additionally, some of the reported data appears specifically for your institution through the College Navigator website and is included in your institution's Data Feedback Report (DFR). The purpose of this summary is to provide you an opportunity to view some of the data that, when accepted through the IPEDS quality control process, will appear on the College Navigator website and/or your DFR. College Navigator is updated approximately three months after the data collection period closes and Data Feedback Reports will be available through the [Data Center](#) and sent to your institution's CEO in November 2014.

Please review your data for accuracy. If you have questions about the data displayed below after reviewing the data reported on the survey screens, please contact the IPEDS Help Desk at: 1-877-225-2568 or ipedshelp@rti.org.

Total grant aid received by all undergraduate students		\$22,949,621
Number of undergraduate students who received a Pell Grant		1,260
Percentage of FTFT students receiving any financial aid		69%
	Percentage of FTFT students receiving grant aid by type	Average amount of grant aid received by type
Total	56%	\$13,314
Federal Government	39%	\$4,269
Pell	39%	\$4,129
Other Federal	28%	\$194
State/Local Government	29%	\$10,510
Institutional	45%	\$6,026
	Percentage of FTFT students receiving loans by type	Average amount of loans received by type
Total	38%	\$5,101
Federal	37%	\$4,678
Non-federal	2%	\$11,662
Average net price for FTFT students who receive grant aid		\$9,400
Average net price for FTFT students who receive Title IV federal student aid		
\$0 – 30,000		\$6,676
\$30,001 – 48,000		\$7,113
\$48,001 – 75,000		\$9,866
\$75,001 – 110,000		\$17,954

\$110,001 and more	\$21,938
--------------------	----------

Institution: University of Washington-Bothell Campus (377555)

User ID: 88G2561

Edit Report

Student Financial Aid

University of Washington-Bothell Campus (377555)

Source	Description	Severity	Resolved	Options
--------	-------------	----------	----------	---------

Screen: Part C, Page 2 - Enter Information about Group 2

Screen Entry	Based on the data reported, the average amount of state/local government grant or scholarship aid awarded to Group 2 students is larger than expected. Please correct your data or contact the IPEDS Help Desk for assistance. (Error #7107)	Fatal	Yes	
Reason:	Overridden by administrator. This is due to the WA State Need Grant maximum increasing substantially in 12-13. JLM			
Screen Entry	The average amount of this type of aid awarded to Group 2 students is outside the expected range of between 8,353 and 12,529 when compared with the prior year value. Please check the number of students and the total amount of aid awarded to these students, and correct or explain the discrepant values. (Error #7147)	Explanation	Yes	
Reason:	This increase is based in part on the increase in tuition. In the 2012-13 school year, resident tuition increased by 16%. In addition, the average value of the Washington State Need Grant, the largest state grant program, increased by 22% partly because the maximum grant increased, and partly because fewer students received funding.			
Screen Entry	The average amount of this type of aid awarded to Group 2 students is outside the expected range of between 3,422 and 5,132 when compared with the prior year value. Please check the number of students and the total amount of aid awarded to these students, and correct or explain the discrepant values. (Error #7147)	Explanation	Yes	
Reason:	This increase is based in part on the increase in tuition. In the 2012-13 school year, resident tuition increased by 16%. In addition, the University greatly increased its commitment to providing grants to needy students.			
Screen Entry	The average amount of this type of aid awarded to Group 2 students is outside the expected range of between 316 and 472 when compared with the prior year value. Please check the number of students and the total amount of aid awarded to these students, and correct or explain the discrepant values. (Error #7147)	Explanation	Yes	
Reason:	The majority of these grants are SEOG awards. In order to award them to all Pell students in a time when we have more Pell recipients but no additional SEOG, the average award has been reduced.			
Screen Entry	The average amount of this type of aid awarded to Group 2 students is outside the expected range of between 6,356 and 9,534 when compared with the prior year value. Please check the number of students and the total amount of aid awarded to these students, and correct or explain the discrepant values. (Error #7147)	Explanation	Yes	
Reason:	This increase is based in part on the increase in tuition. In the 2012-13 school year, resident tuition increased by 16%. In addition, the University greatly increased its commitment to providing grants to needy students.			

Screen: Part D - Enter Information about Group 3

Perform Edits	The number of Group 3 students reported in Part A (line 03) and the total amount of grant or scholarship aid these students were awarded reported in Part D (line 02) makes the calculated average amount of aid awarded to Group 3 students in Part D, line 03 outside the expected range when compared with the prior year value. Please correct your data or contact the IPEDS Help Desk for assistance. (Error #7151)	Fatal	Yes	
Reason:	Overridden by administrator. This is due to the WA State Need Grant maximum increasing substantially in 12-13. JLM			
Related Screens:	Part D - Enter Information about Group 3			
Screen Entry	The number entered is outside the expected range of between 123 and 227 when compared with the prior year value. Please correct your data or explain. (Error #7169)	Explanation	Yes	
Reason:	The Bothell campus of the University of Washington has been adding capacity, and is working to increase its first-time freshman population.			
Screen Entry	The number entered is outside the expected range of between 20 and 36 when compared with the prior year value. Please correct your data or explain. (Error #7169)	Explanation	Yes	

Reason:	As part of the growth of this campus, additional on-campus housing is being added, so much of the growth in the FTFT population is choosing this option.			
Screen Entry	The number entered is outside the expected range of between 39 and 71 when compared with the prior year value. Please correct your data or explain. (Error #7169)	Explanation	Yes	
Reason:	This campus is continues to actively work to increase enrollment. This increase reflects the increase in students without families in the area.			

Screen: Part E - Enter Information about Group 4

Screen Entry	The total amount of grant or scholarship aid awarded to Group 4 students from the federal government, state/local government, or the institution across all income levels is outside the expected range of between 2,015,600 and 3,359,332 based on the prior year value. Please correct your data or explain. (Error #7332)	Explanation	Yes	
Reason:	Figures are correct. This campus has increased incoming freshman enrollment from Aut 2011 to Aut 2012. In addition, the University increased its dollars available for need-based aid in response to a significant increase in tuition.			
Screen Entry	The number entered is outside the expected range of between 148 and 274 when compared with the prior year value. Please correct your data or explain. (Error #7169)	Explanation	Yes	
Reason:	The Bothell campus of the University of Washington has been adding capacity, and is working to increase its first-time freshman population.			
Screen Entry	The number entered is outside the expected range of between 24 and 44 when compared with the prior year value. Please correct your data or explain. (Error #7169)	Explanation	Yes	
Reason:	As part of the growth of this campus, additional on-campus housing is being added, so much of the growth in the FTFT population is choosing this option.			
Screen Entry	The number entered is outside the expected range of between 45 and 83 when compared with the prior year value. Please correct your data or explain. (Error #7169)	Explanation	Yes	
Reason:	This campus is continues to actively work to increase enrollment. This increase reflects the increase in students without families in the area.			
Screen Entry	The calculated average amount of grant or scholarship aid awarded to Group 4 students from the federal government, state/local government, or the institution for this income level is smaller than expected in comparison with the other income levels. Please check the values reported for the number of these students who were awarded any Title IV aid (Col. 1) and the total amount of grant or scholarship aid awarded to them (Col. 3) and correct your data or explain the discrepancy. (Error #7317)	Explanation	Yes	
Reason:	Although unexpected, the figures are correct. Because the numbers of students in the referenced categories are small, variations in awarding priorities and policies can appear over-represented in these numbers.			
Screen Entry	The total number of Group 4 students who were awarded any Title IV aid across all income levels is outside the expected range of between 159 and 263 based on the prior year value. Please correct your data or explain. (Error #7333)	Explanation	Yes	
Reason:	Figures are correct. This campus has increased incoming freshman enrollment by 31% from Aut 2010 to Aut 2011.			
Screen Entry	The total amount of grant or scholarship aid awarded to Group 4 students from the federal government, state/local government, or the institution across all income levels is outside the expected range of between 1,327,893 and 2,213,153 based on the prior year value. Please correct your data or explain. (Error #7332)	Explanation	Yes	
Reason:	Figures are correct. This campus has increased incoming freshman enrollment by 31% from Aut 2010 to Aut 2011. In addition, the University increased its dollars available for need-based aid in response to a significant increase in tuition.			
Screen Entry	The total number of Group 4 students who were awarded any grant or scholarship aid from the federal government, state/local government, or the institution across all income levels is outside of the expected range of between 75 and 195 based on the prior year value. Please correct your data or explain. (Error #7334)	Explanation	Yes	
Reason:	Figures are correct. This campus has increased incoming freshman enrollment by 31% from Aut 2010 to Aut 2011. In addition, the University increased its dollars available for need-based aid in response to a significant increase in tuition.			