



Planning for the Green Futures Charrettes

What is going to happen ?
How do we get it done well?

Elizabeth Powers, UW MLA 2007 and Project Manager, O'Brien & Company

The Design Process

- **Analysis**
- **Concept**
- **Schematic Design**
- Design Development
- Construction Documents

The Charrette

- Collective design process
- Can include visioning, goals, site analysis, concepts, schematic design



Planning A Good Charrette



- Clear intent
- Specific results
- Participatory process
- Structure
- Good logistics
- FLEXIBILITY

Green Futures Charrette Goal

- Design Seattle's Green Network for the Next Century



Green Futures Results/Products

- City-wide concept diagram

For your study area:

- Goals, concepts, and narrative
- Schematic plans for 20 and 100 years
- Diagram of connections to other areas
- Illustrations, vignettes, details, as desired
- 3-5 near-term priority actions
- Other implementation recommendations
- Environmental scorecard

Draft presentation posted in Armory 6 pm Friday

Final materials complete 4 pm Saturday. 6 pm posted at Gould

Charrette Planning

Burien City Hall and King County Library LEED/Sustainability Eco-Charrette

Planning Document – Not for Distribution

Nov 23, 2005 • 11 am – 2 pm • KCLS Service Center in Issaquah

<i>Time</i>	<i>Agenda Item</i>	<i>Who</i>	<i>Logistics</i>
11:00 AM (10 minutes)	Welcome & Opening Remarks	Kay Johnson, KCLS Brad Hinthorne, RMHS Elizabeth Powers, O'Brien	Name tags Folded card stock for name "tents." Pens
<p>As people come in ask them to put first name on sticky nametag. Then do name tent - Front: First and Last name; symbol for the question, "What sustainable / green objective(s) do you want to contribute to on this project?" and indicate experience with LEED (0 to 5). Sign in on roster. Thank you for coming. Goals for project, goals for the day and agenda. Announcements: bathroom,</p>			
11:10 (20 minutes)	Group Introductions	All	Plotter paper or easel pad.
<p>People take turns giving their name, firm, role in project and explaining their symbol. O'Brien take notes on easel pad, identify themes and discuss.</p>			

Possible Charrette Agenda

Friday

- **8-9 Opening**
- 9-12 City-wide focus
- 12-1 Lunch
- 1-5 Study area focus
- **6-8 Community Open House**
- 8-12 Flex Time

Saturday

- **9-11 Cross-Team Coordination**
- 11-12 Evaluate plans
- 12-1 Lunch
- 1-4 Refine design and create final products

Charrette Process - Opening

- Question/goal:
 - Get to know each other, why each person is there, and learn what skills each person brings.
- Process and Activities:
 - Exercises or informal process building on the last week of contact
- Products:
 - None
- Challenges:
 - Building cohesiveness, trust

Charrette Process – Citywide Focus

- Question/goal:
 - What should Seattle's Green Network look like in 2100?
- Process and Activities
 - See next slide
- Products:
 - Draft Concept Diagram
- Challenges:
 - Thinking city-wide
 - Creating form
 - Building consensus

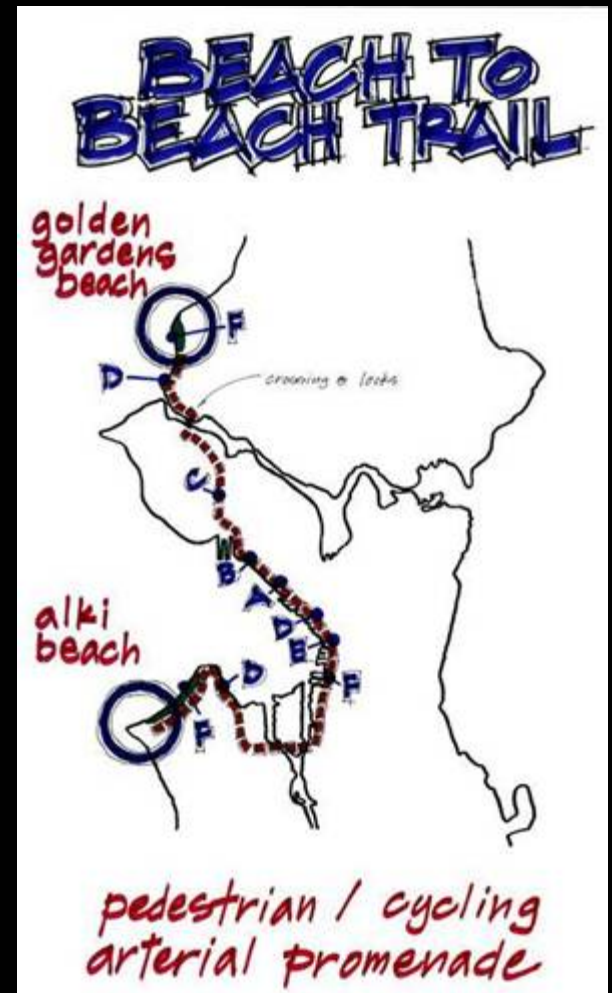
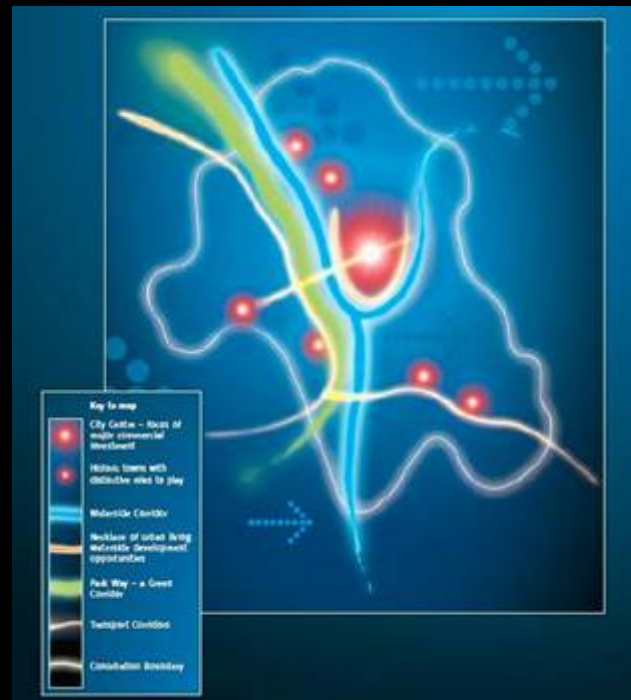

City-wide Focus

Possible Process and Activities

- Generate ideas
 - Structured brainstorming
- Synthesize a concept
 - Facilitated discussion
 - Voting
- Identify themes/patterns
 - Small teams




Concept Diagrams



Concept Diagrams

CONCEPT: The concept of my design is to use some of the forms from my identity explorations and create a system of links from the areas linking the site to the city to the critical Site element. Which is Picnic Hill.



CONCEPT DIAGRAM

SCALE : 1"=200'

Concept Diagrams

The Linear



A classical open space establishes a strong linear axis along the waterfront. Activities would be evenly dispersed along the Central Waterfront. This scheme emphasizes north/south connections.

The String of Pearls



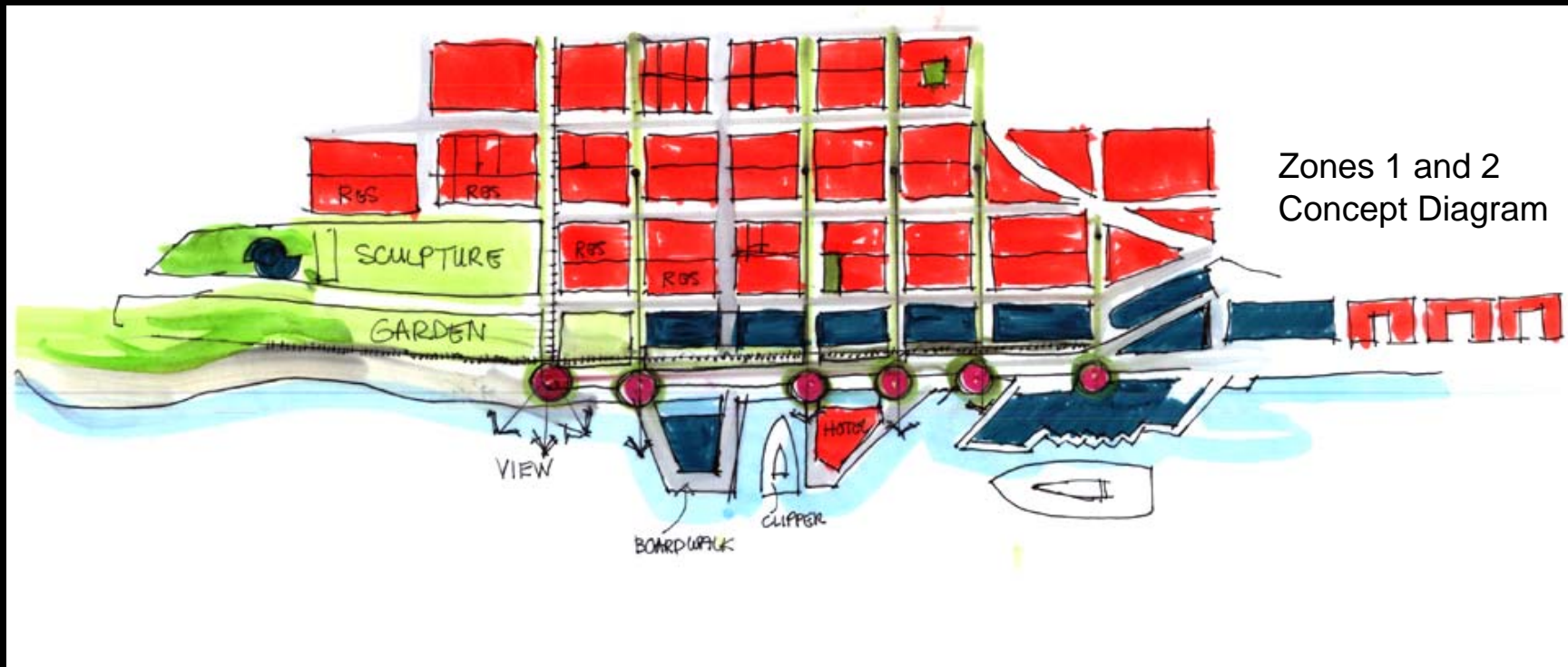
This scheme identifies five major activity nodes with public open spaces along the Central Waterfront that would be connected by a linear pedestrian promenade. As opposed to the Grand Promenade, this scheme seeks to intensify activities along the waterfront at key locations and focuses on east-west connections between the waterfront and the city.

The Bow Tie

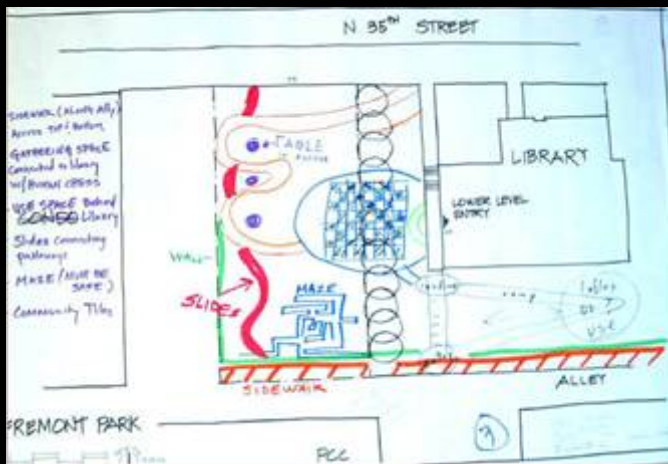
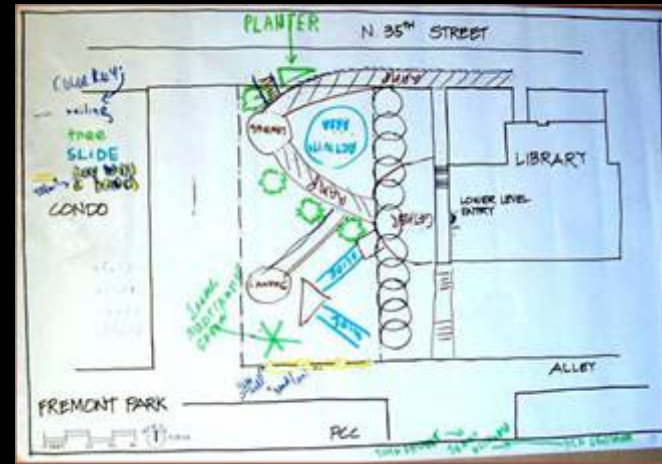
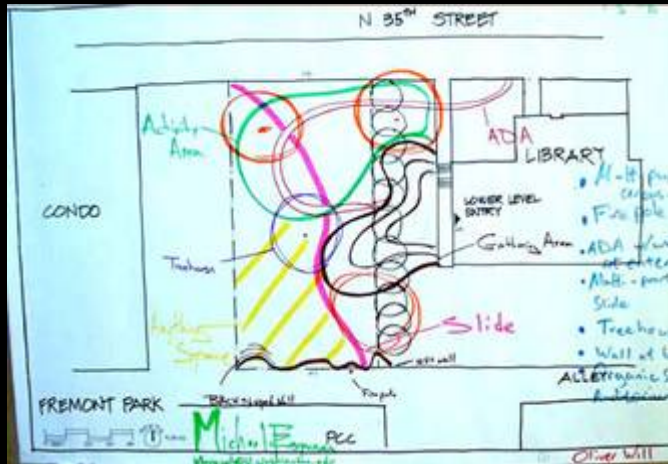


In this scheme, two large activity centers dominate the northern and southern edges of the waterfront with an anchoring node in the center. All three nodes are connected by a linear promenade.

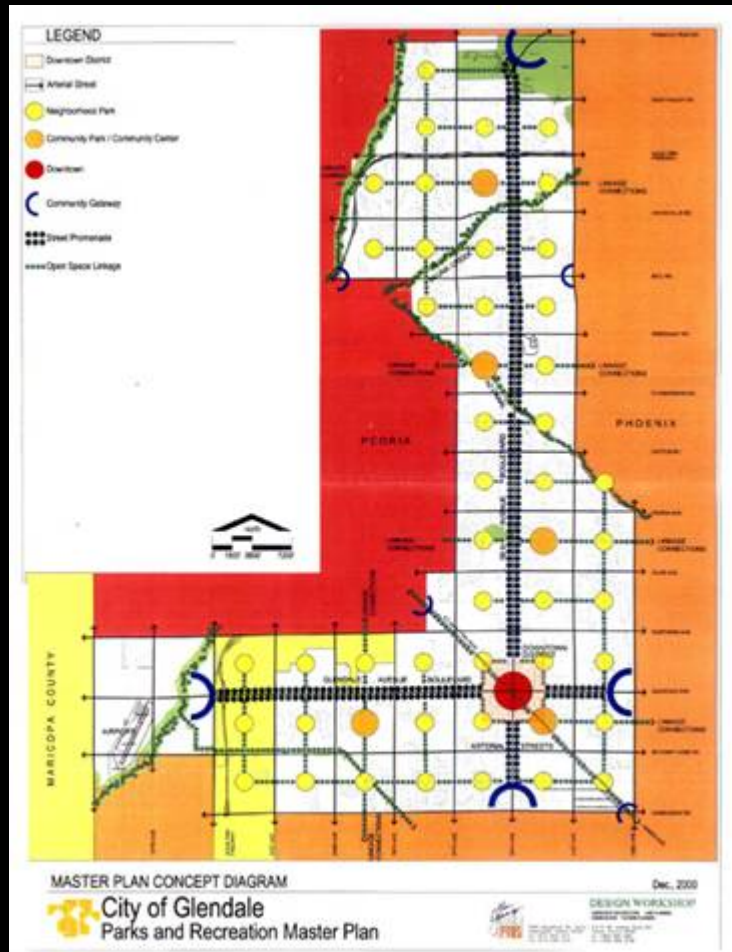
Concept Diagrams



Concept Diagrams



Concept Diagrams



Charrette Process – Study Area Focus

- Question/goal:
 - What are the opportunities for future open space in your study area?
 - How can those opportunities be structured into a plan?
- Process and Activities:
 - See next slide
- Products:
 - Goals
 - Draft Schematic Plan
- Challenges:
 - Including input
 - Distilling the ideas

Study Area Focus

Possible Process and Activities

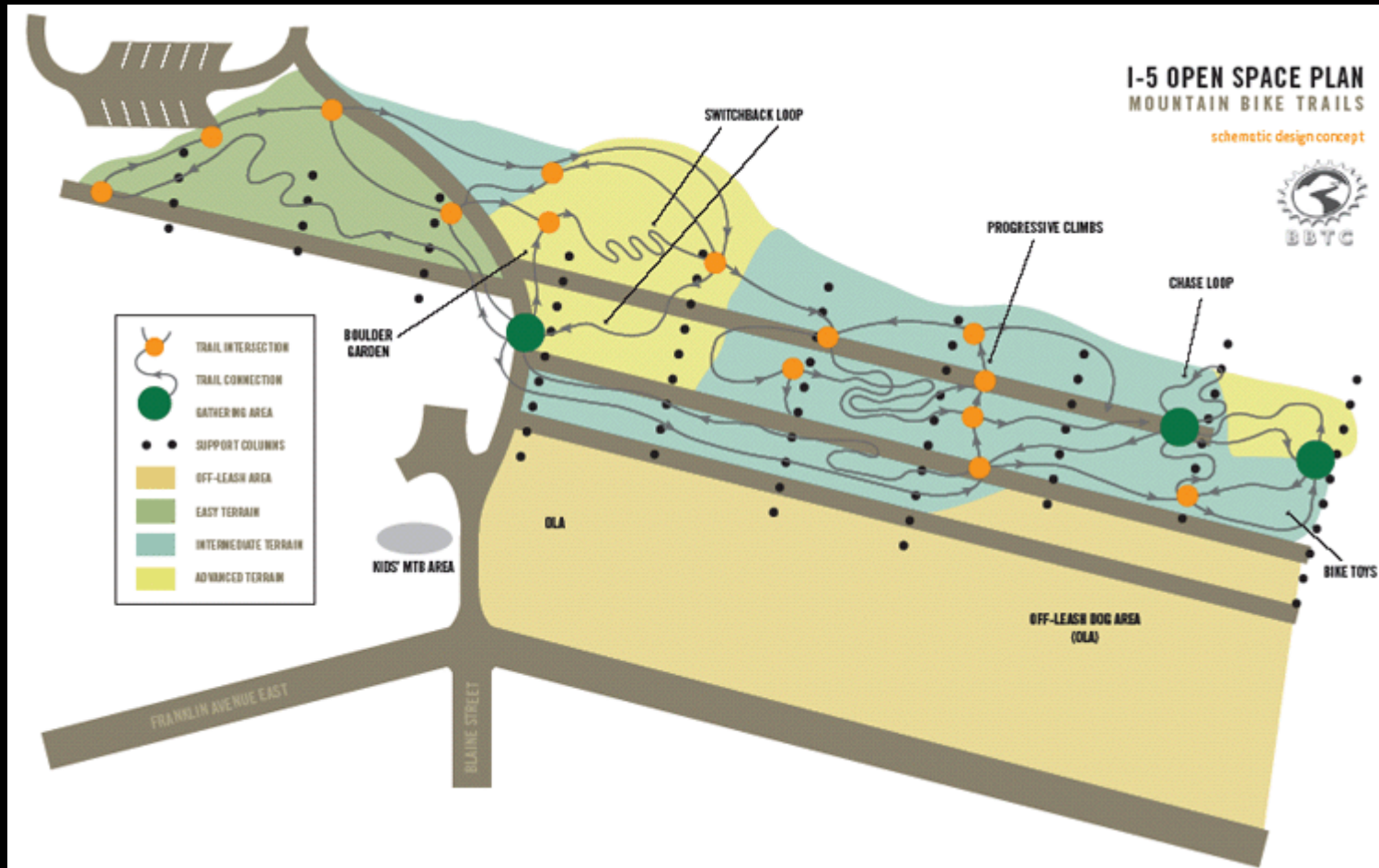
- Goal setting
 - Three words
 - Thumbs Up, Thumbs Down
 - Group name competition as a break
- Brainstorm opportunities
 - Dots and sketches
- Identify themes/patterns
 - Group discussion
- Develop plans/details
 - Groups by theme or type
- Synthesize as needed



Schematic/ Concept Plans



Schematic/Concept Plans



Schematic/Concept Plans

THREE COORDINATED SYSTEMS ORGANIZE VAST LANDSCAPE:



1. PROGRAM



2. HABITAT



3. CIRCULATION



Schematic/Concept Plans



Schematic/Concept Plans



Schematic/Concept Plans



Schematic/Concept Plans



Schematic/Concept Plans



Schematic/Concept Plans



Schematic/Concept Plans




Remember the
Principles,
Goals, and
Ground Rules



Charrette Process – Community Open House

- Question/goal:
 - What do you want to know from the community?
- Process and Activities
 - Voting, simple survey, redline
- Products:
 - Notes on feedback
- Challenges:
 - Getting good input
 - Seeing the feedback in criticism



Charrette Process – Cross Study Area Coordination

- Question/goal:
 - How does your study area connect to other study areas and your city-wide concept?
 - What ideas do other teams have that could enhance your ideas?
- Process and Activities:
 - Representative team to review, interview
- Products:
 - Notes
- Challenges:
 - Non-competitive attitude
 - Getting distracted

Charrette Process – Plan Evaluation


- Question/goal:
 - How well do your plans meet your goals?
- Process and Activities:
 - Evaluate by teams/themes
 - Consensus list of changes
- Products:
 - Draft Environmental scorecard
- Challenges:
 - Not throwing out the baby
 - Keeping it simple



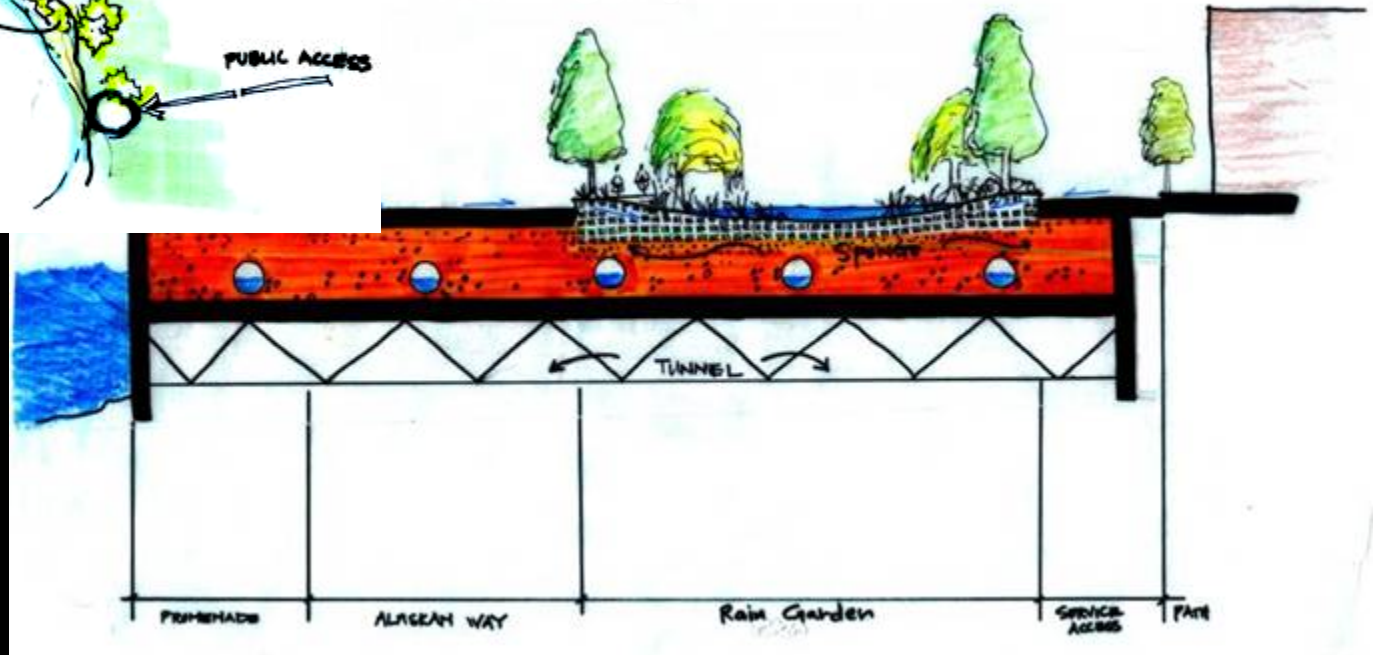
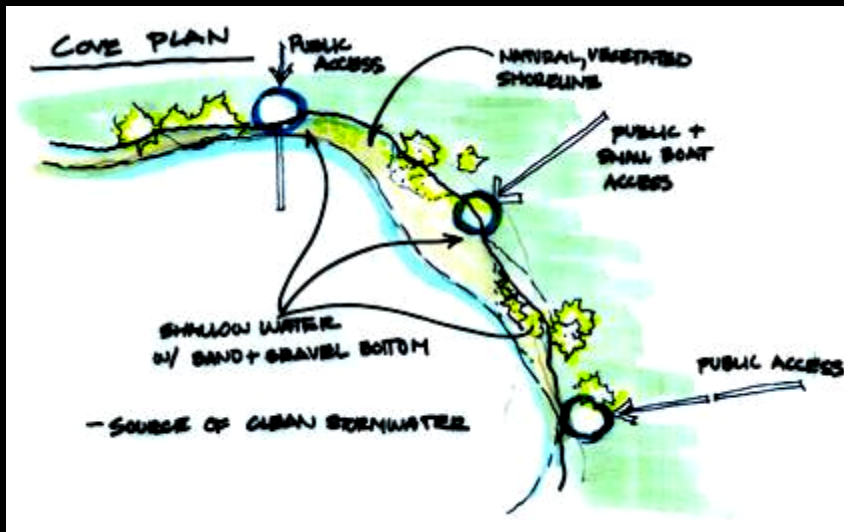
Charrette Process – Plan Refinement and Production

- Question/goal:
 - Efficient and fun production of final products
- Process and Activities:
 - Agree on a list
 - Group and individual assignments
- Products:
 - All final products
- Challenges:
 - Getting it done
 - Having everyone feel they have contributed

Presentation Styles/Products




Presentation Styles/Products



Presentation Styles/Products

A Day in the
Life
of the
Waterfront




Watch cruise ships



Ride a bike to the
beach

Presentation Styles/Products



Presentation Styles/Products

Together, they began to hammer out a concept on the assumption that the Alaskan Way Viaduct could go underground.

Alaskan Way is so straight right now. What if we curve it a little to add some waterfront land in a few places—like at the Waterfront Park?

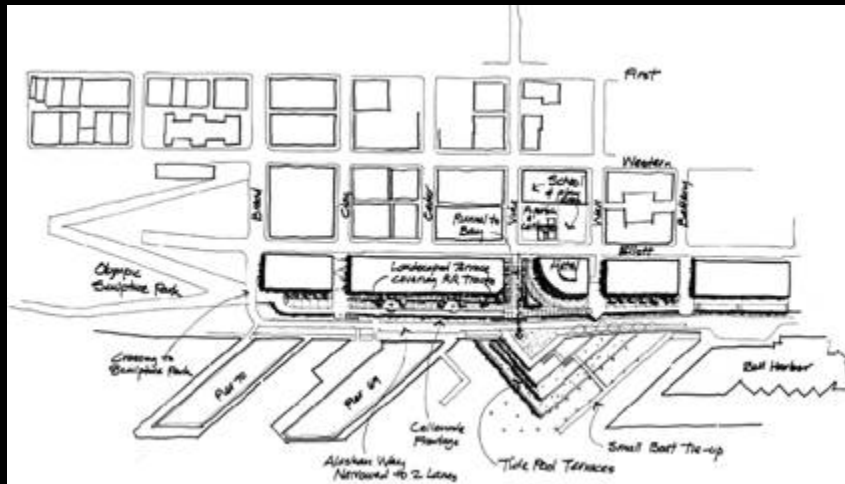
This gives us some good opportunities for green space linked back to the City Center network.

Look, there are three obvious connection points to the downtown: Pike Place Market, Marion/ferry terminal, and Yesler/Railroad Avenue. Let's focus redevelopment there.

WHAT ABOUT PIER 46??

Labels in diagram:
- GROWING VIEW STREET
- ALASKAN WAY NORTH
- Development Region Over New Railroad Pierces
- Pike Market
- CENTRAL WATERFRONT OPEN SPACE & MARKET STEPS
- AQUARIUM (EXPANDED)
- ALASKAN WAY CENTRAL RETAIL & MARKET ACCESS
- COLUMBIA DOCK EXPANSION
- Marion St Ferry Bridge
- WASHINGTON ST LINK
- PIER 46

Presentation Styles/Products



Final Presentation



Remember – Charrettes Are FUN!



Resources

- National Charrette Institute
<http://www.charretteinstitute.org/>
- Mississippi Renewal Charrette at The Town Paper
<http://www.tndtownpaper.com/>
- Seattle Waterfront Charrette
http://www.ci.seattle.wa.us/dpd/Planning/Central_Waterfront/DPD_000552.asp
- Sustainable Development Training Institute
www.obrienandco.com
- Fresh Kills Design
http://www.nyc.gov/html/dcp/html/fkl/fkl_index.shtml