












2007 PNC/MLA and NN/LM PNR Professional Development Survey




1. Are you planning to attend the PNC/MLA Annual Meeting in Billings, Montana, September 28 to October 3, 2007?			
		Response Percent	Response Count
Yes		30.9%	29
No		30.9%	29
I don't know		38.3%	36
		answered question	94
		skipped question	0

2. If you answered "no", please share with us your reasons for not coming to the meeting. Check all answers that apply.			
		Response Percent	Response Count
Unable to take time off		13.2%	5
Too many days away from the library		10.5%	4
Lack of funding from my institution		52.6%	20
Lack of administrative support at my institution		10.5%	4
Going to another meeting; can only go to one		10.5%	4
Previous business or personal commitment/conflict		2.6%	1
Cost of coming to the meeting; travel and hotel		44.7%	17
Other (please tell us)		31.6%	12
		answered question	38
		skipped question	56






3. Please indicate your level of interest in the following topics:					
	Not Interested	Somewhat Interested	Very Interested	Rating Average	Response Count
Expert searching	13.6% (12)	46.6% (41)	39.8% (35)	2.26	88
Marketing ourselves and our libraries	15.1% (13)	54.7% (47)	30.2% (26)	2.15	86
Copyright in the digital age	27.3% (24)	39.8% (35)	33.0% (29)	2.06	88
Creating online tutorials	18.0% (16)	30.3% (27)	51.7% (46)	2.34	89
Drug information research	29.1% (25)	51.2% (44)	19.8% (17)	1.91	86
Health literacy and the medical librarian	28.4% (25)	45.5% (40)	26.1% (23)	1.98	88
Open access and scholarly publication	28.7% (25)	42.5% (37)	28.7% (25)	2.00	87
Electronic medical records and the medical librarian	30.0% (27)	41.1% (37)	28.9% (26)	1.99	90
Web 2.0	5.6% (5)	49.4% (44)	44.9% (40)	2.39	89
New technologies and the librarians who use them	4.3% (4)	30.4% (28)	65.2% (60)	2.61	92
Hospital librarians/librarians affecting the bottom line	29.2% (26)	27.0% (24)	43.8% (39)	2.15	89
NLM PubMed class	36.8% (32)	33.3% (29)	29.9% (26)	1.93	87
	<i>answered question</i>				92
	<i>skipped question</i>				2

4. What other topics, or specific CE classes, would you be interested in having offered?		
		Response Count
		20
	<i>answered question</i>	20
	<i>skipped question</i>	74

5. Now that you have seen some possible classes and expressed your additional ideas for classes, we'd like to know, are you considering taking any CE at the Billings meeting?

		Response Percent	Response Count
Yes		33.7%	30
No		22.5%	20
I don't know		43.8%	39
		answered question	89
		skipped question	5

6. What ONE factor most influences whether or not you take a CE class?

		Response Percent	Response Count
Price		11.2%	10
Topic of the class		70.8%	63
If I have to spend an extra day or more before or after the meeting		10.1%	9
Length of the class		1.1%	1
Other (please tell us)		6.7%	6
		answered question	89
		skipped question	5