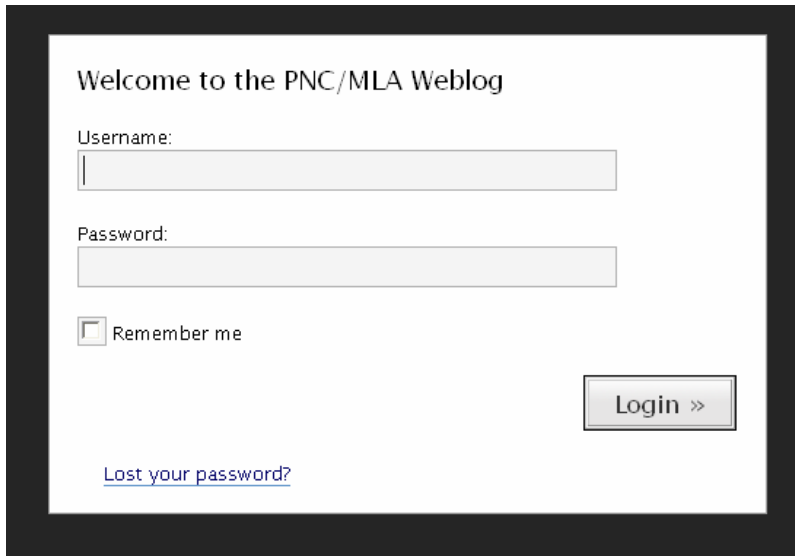


How to Post to the PNC Blog in 4 Easy Steps

Step 1: Login



Welcome to the PNC/MLA Weblog

Username:

Password:

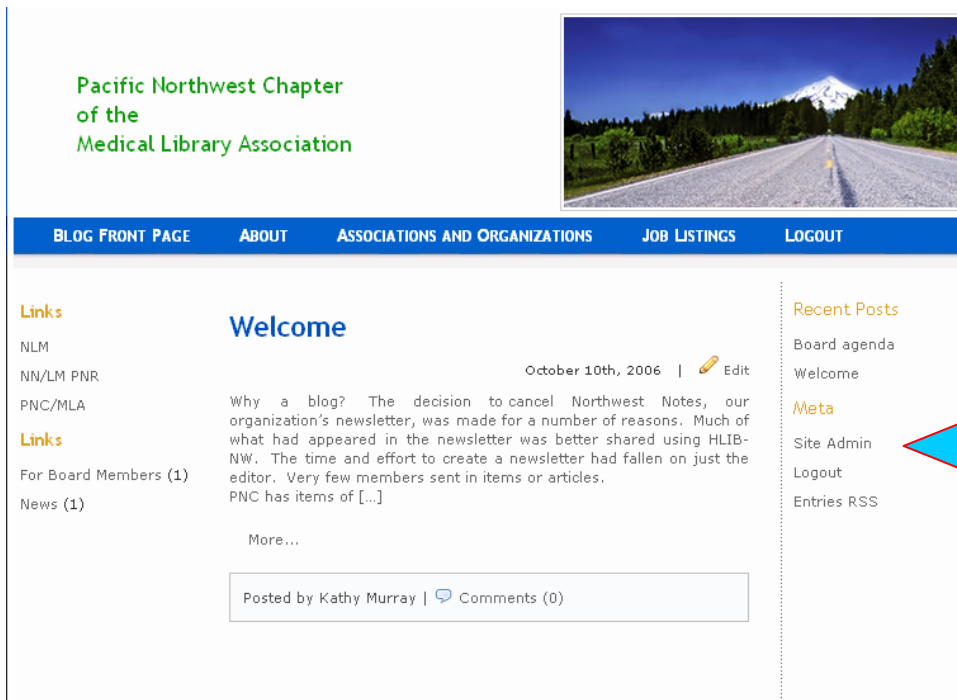
Remember me

Login >>

[Lost your password?](#)

Enter Email name (e.g., afktm, not afktm@uaa.alaska.edu)
Enter Password
Click **Lost your password** link to reset

Step 2: Click Site Admin link



Pacific Northwest Chapter
of the
Medical Library Association

BLOG FRONT PAGE ABOUT ASSOCIATIONS AND ORGANIZATIONS JOB LISTINGS LOGOUT

Links
NLM
NN/LM PNR
PNC/MLA

Links
For Board Members (1)
News (1)

Welcome

October 10th, 2006 | Edit

Why a blog? The decision to cancel Northwest Notes, our organization's newsletter, was made for a number of reasons. Much of what had appeared in the newsletter was better shared using HLIB-NW. The time and effort to create a newsletter had fallen on just the editor. Very few members sent in items or articles. PNC has items of [...]

More...

Posted by Kathy Murray | Comments (0)

Recent Posts
Board agenda
Welcome
Meta
Site Admin
Logout
Entries RSS

Step 3: Click on “Write a Post”



PNC Weblog (View site »)

Howdy, Kathy! [S]

Dashboard Write Manage Links Presentation Plugins Users Options Import

Dashboard

Welcome to WordPress

Use these links to get started:

- Write a post
- Update your profile or change your password
- Add a link to your blogroll
- Change your site's look or theme

RSS Feeds

D-Lib Magazine

- Preserving Information, Not Formats
- Lettersdoi:10.1045/september2006-lettersOPINION Handle Records, Rights and Long Tail Economies
- Repository Librarian and the Next Crusade: The Search for a Common Standard for Digital Repository Metadata
- Perspectives on Teachers as Digital Library Users: Consumers, Contributors, and Designers
- What Is Needed to Educate Future Digital Librarians: A Study of Current Practice and Staffing Patterns in Academic and Re

Latest Activity

Incoming Links [More »](#)

- No results found

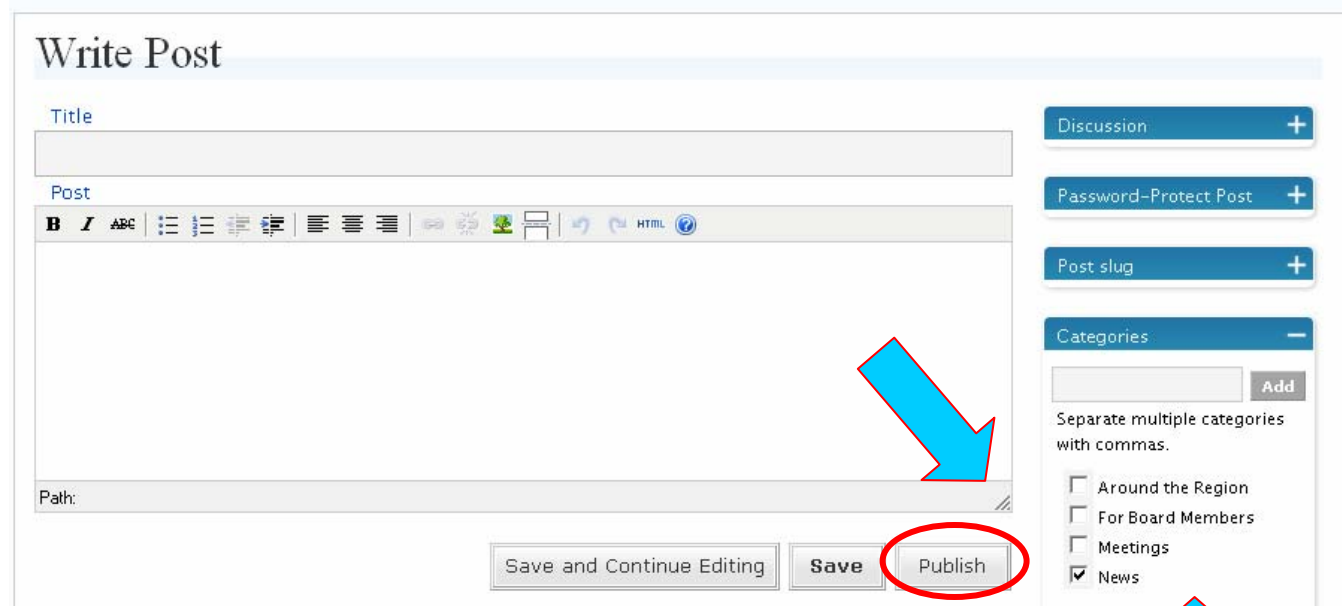
Posts »

- Board agenda
- Welcome

Blog Stats

There are currently 2 posts and 0 comments, contained within 4 categories.

Step 4: Compose Message and click Publish



Write Post

Title

Post

Path:

Discussion +

Password-Protect Post +

Post slug +

Categories -

Separate multiple categories with commas.

- Around the Region
- For Board Members
- Meetings
- News

Save and Continue Editing Save Publish

- Enter “subject” in Title box,
- Enter message in Post box.
- The bottom right hand corner of the message box can be “dragged” down to increase the visible space for your text.
- Add a **Category** for a Major topic or use default **News** category.
- Click **Publish** button.