

Pacific Northwest CESU

2014 Fall Partners Meeting

November 6, 2014, 9am - Noon

University of Washington

Bloedel 292



Agenda

- Welcome and Introductions
- Retirement of Dr Gordon Bradley, Current PNW CESU Co-Leader
- Introduction of Dr Tom DeLuca, Director of School of Environmental and Forest Sciences, PNW CESU Co-Leader effective Jan 2015
- PNW CESU Program Update & Fiscal Review
- National CESU Updates
- PNW CESU Renewal & Strategic Plan
- Partner Updates
- Next Meeting

PNW CESU Members

Federal agencies

- [Bureau of Land Management \(BLM\)](#)
- [Bureau of Reclamation \(USBR\)](#)
- [Bureau of Ocean Energy Management \(BOEM\)](#)
- [Department of Defense](#)
- [National Oceanic and Atmospheric Administration \(NOAA\)](#)
- [National Park Service \(NPS\)](#)
- [Natural Resources Conservation Service \(NRCS\)](#)
- [U.S. Army Corps of Engineers \(USACE\)](#)
- [U.S. Fish and Wildlife Service \(USFWS\)](#)
- [U.S. Forest Service \(USFS\)](#) - Pacific Northwest Research Station
- [U.S. Geological Survey \(USGS\)](#)

Partner Organizations

Universities

- [University of Washington](#) - Host University
- [Central Washington University](#)
- [Eastern Washington University](#)
- [Heritage University](#)
- [Oregon Institute of Technology](#)
- [Oregon State University](#)
- [Portland State University](#)
- [Saint Mary's University of Minnesota](#)
- [Southern Oregon University](#)
- [University of Alaska Anchorage](#)
- [University of Alaska Southeast](#)
- [University of British Columbia](#)
- [University of Idaho](#)
- [University of Oregon](#)
- [University of Vermont and State Agriculture College](#)
- [Washington State University](#)
- [Western Washington University](#)

State Agencies

- [Alaska Department of Fish and Game](#)



Pacific Northwest CESU Program Activity

April 2014: PNW CESU Spring Partners Webinar

June 2014: Chris attended National CESU meeting

September 2014: Poster on PNW CESU presented at 5th Annual Pacific Northwest Climate Science Conference, held at UW.

Notes:

- ❖ Teresa's been active in updating and auditing all agency documents, identified additional \$3+ million in PNW CESU project funding; also audited final reports for NPS projects, collecting 50+ missing reports, added these to Project Library on website
- ❖ Other partnership connections: Chris involved with the North Pacific Landscape Conservation Cooperative and the NW Climate Science Center
- ❖ E-newsletter: plan to distribute in December
- ❖ Set the stage: current Master Agreement (2010-2015) ends Oct. 2015



PNW CESU

FY10 - FY14 Funding Overview

	# of New Projects	New Project \$	# of Cost Mods	Mod \$	Total Funding \$	% change from previous year
FY14	58	\$4,256,105	63	\$7,091,829	\$11,347,934	12.77%
FY13	50	\$2,928,636	64	\$7,134,498	\$10,063,134	2.60%
FY12	54	\$4,678,908	83	\$5,128,902	\$9,807,810	12.04%
FY11	67	\$3,922,021	93	\$4,832,078	\$8,754,099	28.95%
FY10	87	\$4,561,602	52	\$2,227,358	\$6,788,960	20.25%

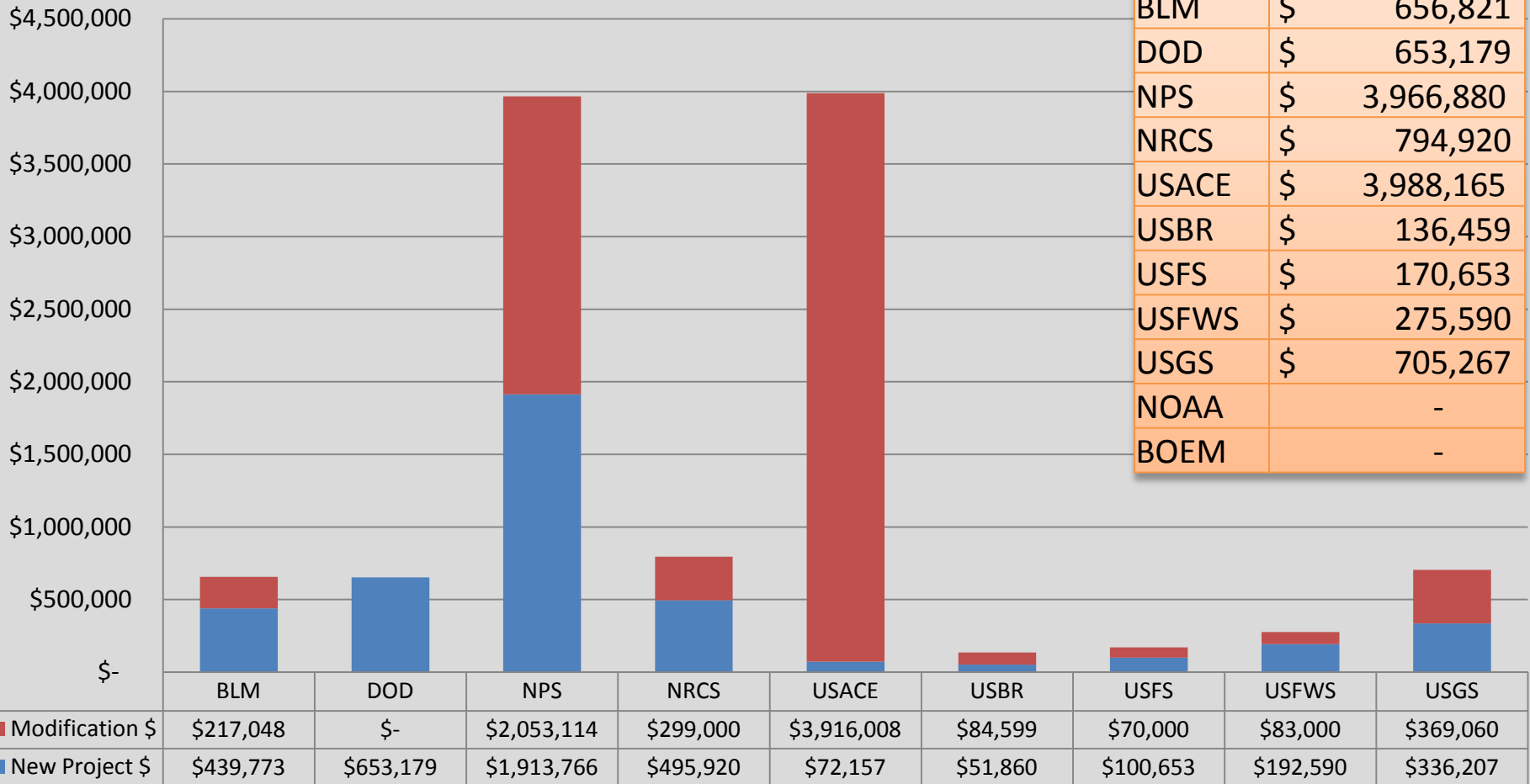


PNW CESU

FY14 - Total Funding by Agency

(Includes new projects and cost modifications)

FY14 Total Funding by Agency



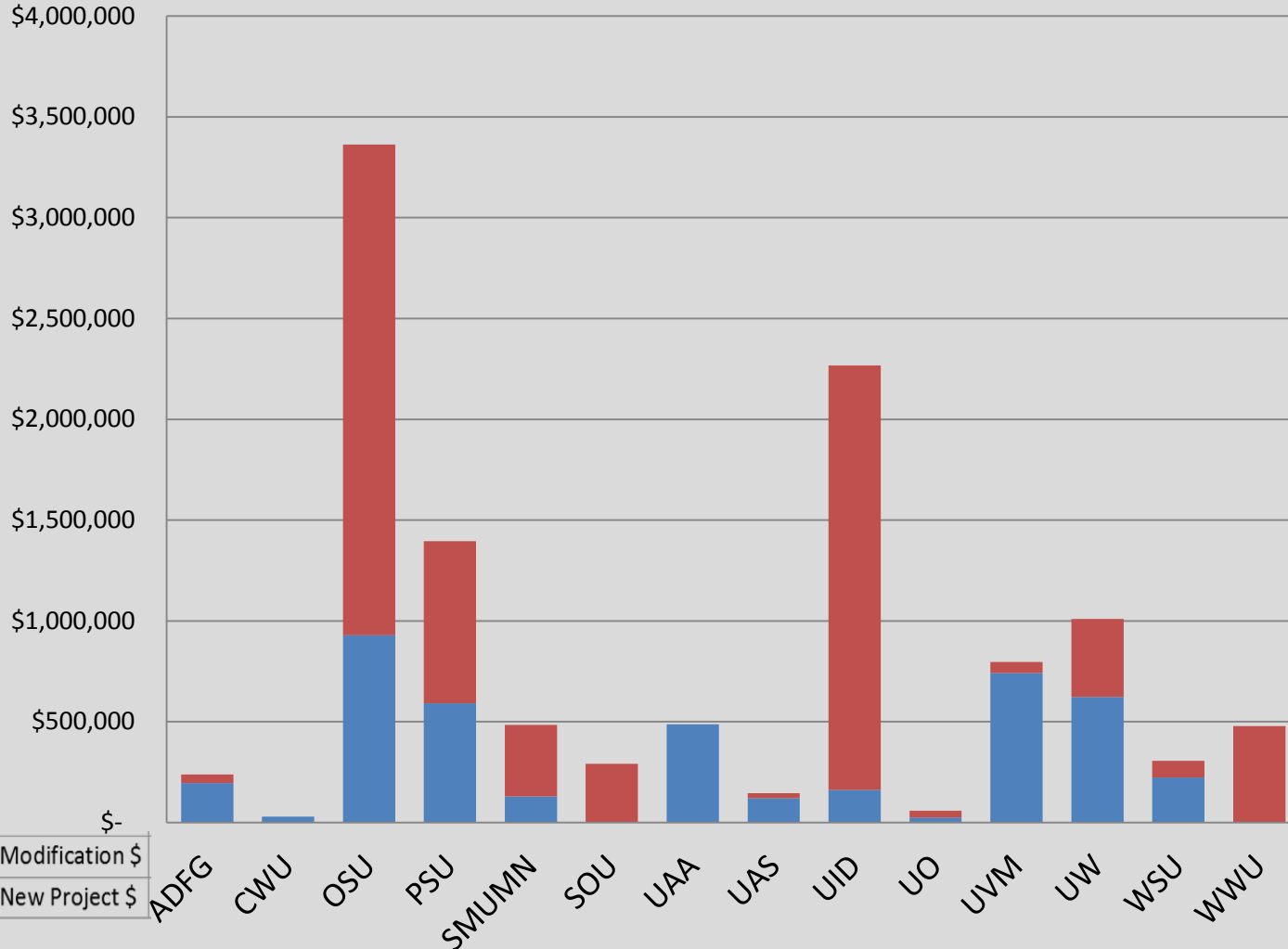


PNW CESU

FY14 - Total Funding by University

(Includes new projects and cost modifications)

FY14 Total Funding by University



Partner	Total Funding \$
ADFG	\$ 237,876
CWU	\$ 28,525
EWU	\$ -
HU	\$ -
OIT	\$ -
OSU	\$ 3,362,299
PSU	\$ 1,395,973
SMUMN	\$ 483,639
SOU	\$ 290,893
UAA	\$ 487,062
UAS	\$ 145,397
UBC	\$ -
UID	\$ 2,267,255
UO	\$ 59,117
UVM	\$ 795,781
UW	\$ 1,009,342
WSU	\$ 306,781
WWU	\$ 477,992



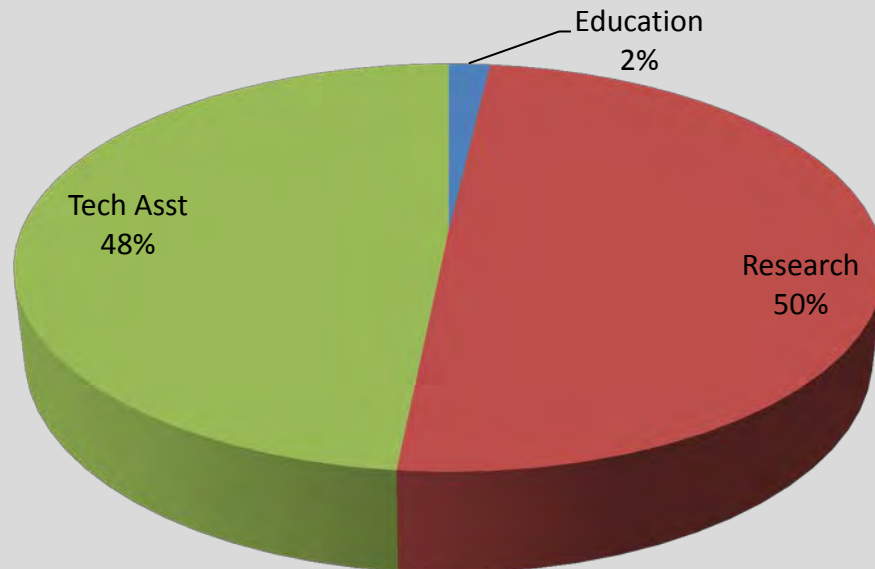
PNW CESU

FY14 - Total Funding by Type

(Includes new projects and cost mods)

Type	Total Funding \$	New Projects
RESEARCH	4,560,255	23
TECHNICAL ASSISTANCE	4,436,722	11
EDUCATIONAL	167,649	2

FY14 Total Funding by Type





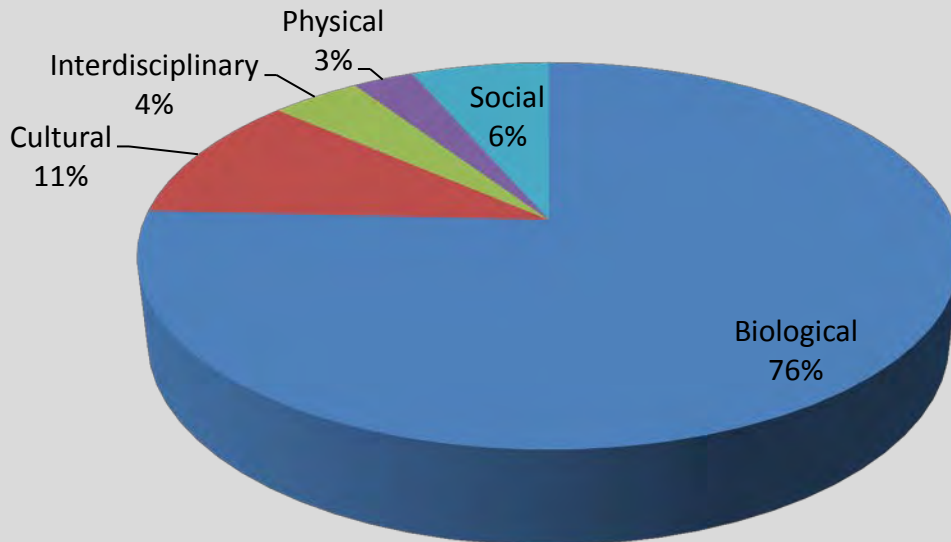
PNW CESU

FY14 Total Funding by Discipline

(Includes new projects and cost mods)

Discipline	Total Funding \$	New Projects
BIOLOGICAL	6,972,200	22
CULTURAL	973,936	7
INTERDISCIPLINARY	384,300	4
PHYSICAL	261,198	2
SOCIAL	592,992	1

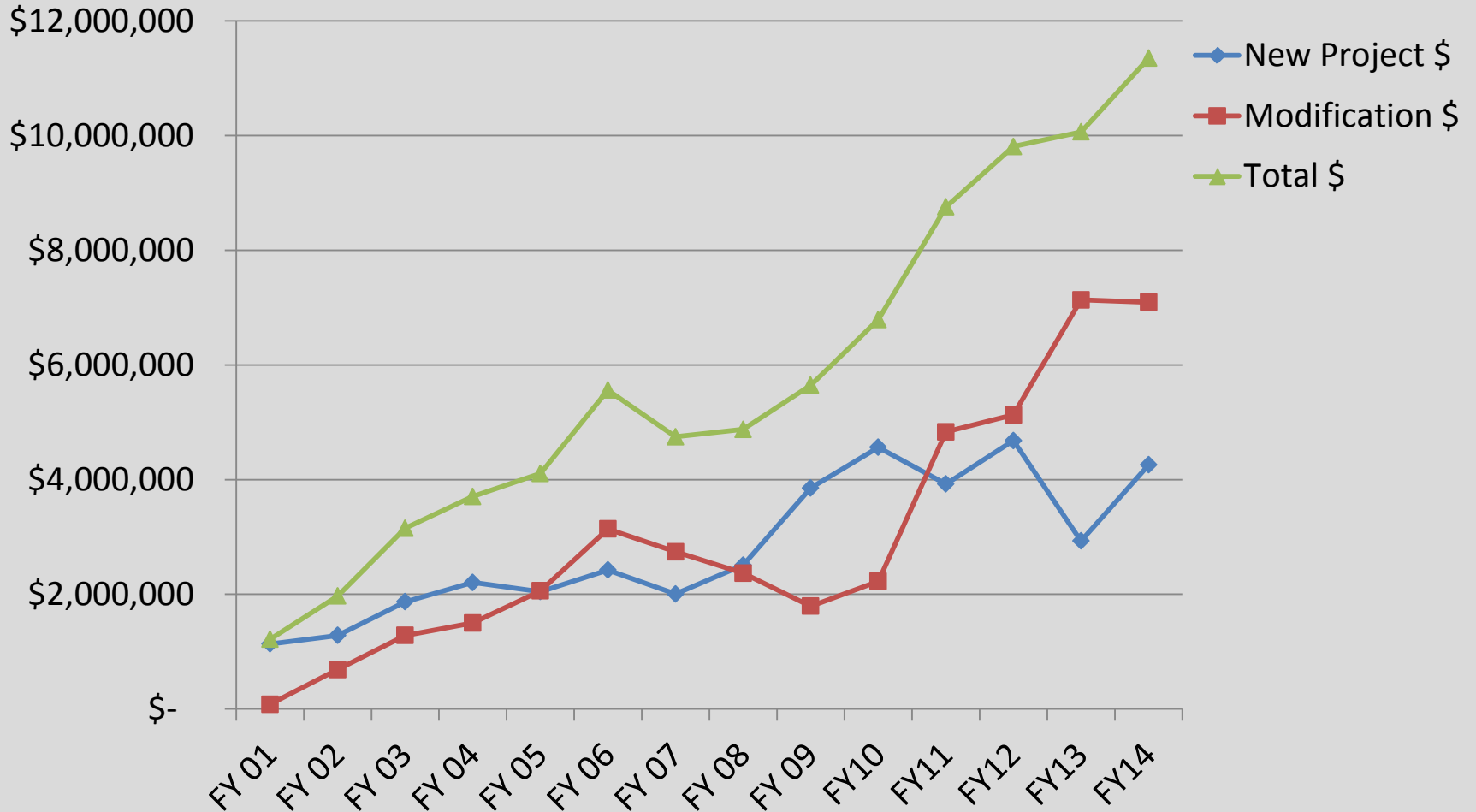
FY14 Total Funding by Discipline





PNW FY01 - FY14 Funding Overview

Almost \$82 million, approx. 700 projects



PNW CESU FY01 - FY14 Funding Overview

	# of New Projects	New Project \$	# Cost Mods	Mod \$	Total Funding \$	% change from previous year
FY01	34	\$1,133,953	7	\$80,080	\$1,214,033	
FY02	36	\$1,282,100	22	\$686,700	\$1,968,800	62.17%
FY03	37	\$1,870,283	32	\$1,281,449	\$3,151,732	60.08%
FY04	45	\$2,206,739	32	\$1,498,078	\$3,704,817	17.55%
FY05	39	\$2,046,761	41	\$2,059,943	\$4,106,704	10.85%
FY06	40	\$2,422,394	54	\$3,138,276	\$5,560,670	35.40%
FY07	42	\$2,005,168	53	\$2,741,415	\$4,746,583	-14.64%
FY08	59	\$2,507,016	42	\$2,367,806	\$4,874,822	2.70%
FY09	47	\$3,852,438	41	\$1,793,127	\$5,645,565	15.81%
FY10	87	\$4,561,602	52	\$2,227,358	\$6,788,960	20.25%
FY11	67	\$3,922,021	93	\$4,832,078	\$8,754,099	28.95%
FY12	54	\$4,678,908	83	\$5,128,902	\$9,807,810	12.04%
FY13	50	\$2,928,636	64	\$7,134,498	\$10,063,134	2.60%
FY14	58	\$4,256,105	63	\$7,091,829	\$11,347,934	12.77%
TOTAL	695	\$39,674,124	679	\$42,061,539	\$81,735,663	