

# DICK VET *news*



## INSPIRATIONAL GARDEN FOR CLIENTS, PETS AND VETS

**INSIDE**

Princess opens new Canine Cancer Ward p3 | Landmark Partnership signed with Pfizer p3  
International Centre for Animal Welfare Education p4 | Groundbreaking Dogslife Study p19



Hill's Pet Nutrition supports the Dick Vet News

## CONTENTS



Caroline Freedman with Oscar and Ollie.

### FEATURES

<b>CHARNOCK BRADLEY LECTURE</b>	<b>7</b>
<b>A VIEW FROM OUTSIDE</b>	<b>24</b>
<b>OUR MAN IN AFRICA</b>	<b>25</b>

### REGULARS

<b>NEWS</b>	<b>3</b>
<b>STAFF NEWS</b>	<b>11</b>
<b>CLINIC NEWS</b>	<b>13</b>
<b>STUDENT NEWS</b>	<b>15</b>
<b>RESEARCH NEWS</b>	<b>19</b>
<b>ALUMNI NEWS</b>	<b>27</b>

Editor-in-Chief **Elaine Watson**

Editor **Neil Wilson**

Editorial Services provided by

**Stephanie Brickman PR**

Cover Image **Paul Dodds**

If you have any ideas or feedback for the **Dick Vet News** email [Neil.Wilson@ed.ac.uk](mailto:Neil.Wilson@ed.ac.uk)

The Royal (Dick) School of Veterinary Studies  
The University of Edinburgh  
Easter Bush Veterinary Centre  
Midlothian  
EH25 9RG  
Scotland  
t: +44 (0)131 650 6407

While we are grateful for the support of our advertisers, the appearance of products in this publication does not imply endorsement by the School.

## MESSAGE FROM HEAD OF SCHOOL



Professor Elaine Watson is pictured with Caroline Freedman (centre) and the team from BBC Scotland's Beechgrove Garden.

**We are nearing the end of another busy and successful year at the Dick Vet, having hosted many events, featured in two television series, secured funding for a major new welfare centre, built a Dick Vet Garden, entered a unique partnership with a major pharmaceutical company, and hosted a Royal visit and alumni reunions.**

This issue is packed with news on all these events. The TV series was so well received that STV approached us for a follow-up series, and are back filming as I write. Beechgrove Garden, the Scottish gardening series, devoted an entire programme to help us create our Dick Vet Community Garden, which our clients, staff and students can use and enjoy. It is a real tribute to the dedication and hard work of our staff that these projects have succeeded.

We have also received a generous gift of £2 million from the Marchig Animal Welfare Trust to fund the Jeanne Marchig International Centre for Animal Welfare Education – the first of its kind. Future issues will contain news of how we're working towards alleviating animal suffering – which is at the very heart of veterinary medicine and training.

A strategic collaboration has been forged between the School, as one of the partners in the Easter Bush Research Consortium, and Pfizer Animal Health. We

believe that this is the first such strategic collaboration between a pharmaceutical company and a Vet School. This is a tremendous alliance – and one that we hope will grow and flourish in the future.

As the building work on site nears completion, we are very proud of the transformation of the Vet Field Station into the bustling, vibrant Easter Bush Campus. The official opening of the new Teaching Building is on May 19th 2011, and we are also pleased to note that the opening coincides with the 100th anniversary of the University granting degrees (BSc and DSc) in veterinary science.

I do hope that many of you will come to the opening event to see the stained glass windows from Summerhall in their new location, suspended from the cathedral ceiling, and see William Dick sitting in splendour, master of all he surveys in the magnificent atrium of the entrance hall.

We are all partners in the School's future and success – which is down to the excellence of our staff and students, combined with the distinguished careers of many of our alumni - and I hope you will continue to follow our progress for many years to come.

**Professor Elaine Watson**

# LANDMARK PARTNERSHIP SIGNED

Collaboration to promote excellence in veterinary education and research

**A new partnership has been announced between Pfizer Animal Health and The Easter Bush Research Consortium, involving the Vet School, Roslin, the Moredun Institute and the Scottish Agricultural College.**

The Pfizer Partnership Platform (PPP) is believed to be the first of its kind in the animal health sector with industry and a research consortium working together to promote excellence in veterinary education and research. The new initiative will be backed by a total funding of £1.5 million over five years.

The partnership will foster greater understanding of issues affecting animal health as well as provide studentships for veterinary and science graduates to enhance their future careers.

“The aim of the Partnership Platform is to encourage leading scientists from different organisations to share information and work together on defined research and educational projects,” explained Paul Wood, head of Global Discovery at Pfizer.

“Projects will cover all the major food production and companion animal species and include vaccines, immunology, infectious diseases, parasitology, genetic studies, target identification, clinical models and comparative translational medicine.”

Professor Elaine Watson echoed Paul Wood's enthusiasm saying: “I am thrilled at the opportunities this presents us with. The unique relationship between Pfizer Animal Health and the School will fund our students in research projects and electives

to help to encourage more graduates to enter careers in research aimed at enhancing the lives of our animals.”



*The Partnership was signed by Professor Sir Timothy O'Shea, Principal of The University of Edinburgh and Dr Albert Bourla, President, Europe, Africa and Asia, Pfizer Animal Health.*

# NEW CANINE CANCER WARD

Kennel Club ward opened by Princess Royal

**The Princess Royal was given a warm welcome at the School on 18th October and officially opened the new dog ward at the Hospital for Small Animals.**

The new ward is the third canine kenneling facility in the Hospital and has been specially designed as a canine cancer support ward, with walk in kennels. It was funded by the Kennel Club Charitable Trust.

Cancer affects one in three dogs and is the major cause of death in dogs over 10 years old. Before the refurbishment, a shortage of kennel spaces was compromising the Hospital's ability to investigate causes of cancer and save dogs' lives.

The Princess was taken on a tour of the Hospital for Small Animals where she was greeted enthusiastically by staff, students and clients.

Professor Elaine Watson said: “This



*The Princess meets Dr Tobias Schwarz and Professor Daniëlle Gunn-Moore.*

generous Kennel Club donation has provided immediate practical support for the pets we admit, which are suffering from cancer, to increase their chances of survival from this devastating disease.”

A new agreement with Pfizer was also announced on the occasion of The Princess' visit, see the article above for more details.

# IMPROVING ANIMALS' LIVES

## School to open Marchig Centre for Animal Welfare Education

**Thanks to a £2 million donation from the Marchig Animal Welfare Trust, a new Centre is to open at the School with the aim of improving animal lives across the globe.**

The goals of the new centre of excellence, called the Jeanne Marchig International Centre for Animal Welfare Education, are to challenge what is currently acceptable in the way animals are used and treated, in addition to improving the well being of animals around the world.

The Centre will achieve this by creating a focal point for Animal Welfare Education at all levels. It will establish new veterinary courses, collaborating with international partners to improve the understanding of animal welfare issues and be a key source of expertise for animal welfare. It will engage with policy and decision makers with the aim of improving animal welfare and seeking alternatives to the use of animals in research.

The Royal (Dick) School of Veterinary Studies will offer courses in animal behaviour and welfare at various levels through full time and on-line learning, working with partner organisations particularly in developing countries. It will also strengthen the current provision of animal welfare and ethics teaching in veterinary education.

Professor Elaine Watson, emphasising that improving animal welfare should be one of the main goals of the veterinary profession, said: "The objective of the Centre is to make determined progress towards a situation where all animals are free from distress, suffering and hunger through instruction and training at all levels."

"The new Centre will also provide a platform for debating the important ethical issues which practitioners are faced with every day in veterinary practice and research."

"We are delighted that we have been given the opportunity to set up this important new Centre and about the role it will play in raising awareness of animal



*Mme Jeanne Marchig recently visited Easter Bush where she was given a tour of the Campus and the new Teaching Building. Mme Marchig is pictured, along with colleagues Les Ward and Bryan Deschamp, beside the statue of William Dick in the foyer of the new building.*

welfare globally."

The Centre, which will be run by a newly created post of Centre Director, will be based in the first floor of the new £42 million teaching building due to open next year at the Easter Bush Campus.

Madame Jeanne Marchig established the Marchig Animal Welfare Trust in 1989 out of deep concern for animals and also in memory of her late husband, artist Giannino Marchig.

"The Centre will provide an important role in education to strive towards improving the quality of life for animals," Mme Marchig explained. "We know that by debating the issues, raising awareness of concerns and pushing the boundaries of what is considered acceptable across different borders, we can make a positive impact for animal welfare today and in the future, both within and outside of the veterinary profession."

# TOP ALUMNUS GETS ACCOLADE

Honorary degree for Professor Peter Eyre



*The Principal, Professor Sir Timothy O'Shea, Professor Peter Eyre and Professor Elaine Watson.*

**Alumnus and leading US Veterinary Professor Peter Eyre has been awarded an honorary degree on the 50th anniversary of his original BVM&S degree, from the University of Edinburgh.**

Professor Eyre is one of the Dick Vet's most distinguished alumni and has received many awards in recognition of his achievements, including an AVMA President's Award for major contributions to the profession.

Professor Eyre left his native Derbyshire for Edinburgh, where he obtained a veterinary degree in 1960, followed by a BSc and PhD in pharmacology and toxicology. He was Lecturer in Pharmacology at the School for seven years, followed by 17 years as Associate Professor and Professor of Pharmacology at the Ontario Veterinary College, University of Guelph - becoming Chairman of the Department of Biomedical Sciences and Associate Director of the Canadian Centre for Toxicology.

He was made a Fellow of the American Academy of Veterinary Pharmacology and Therapeutics in 1977 and has now been designated as an Emeritus Fellow. In 1985, Professor Eyre was appointed the second Dean of the Virginia-Maryland Regional College of Veterinary Medicine; a position he held for more than 18 years. He was credited with consolidating the partnership between Virginia and Maryland, and he also developed an innovative "tracking" curriculum at Virginia, which other schools have subsequently adopted. In 1990 he founded the Centre for Government and Corporate Veterinary Medicine, the only one in North America.

As a biomedical researcher, Professor Eyre was responsible for the acquisition and completion of over \$1.2 million in sponsored grants and contracts, and authored more than 350 scientific publications.

He "retired" in 2003 and became Interim Dean of the University of Calgary's new Veterinary School.

He is currently, Professor-and-Dean-Emeritus of Veterinary Medicine at Virginia Tech, where he continues to teach undergraduate courses in pharmacology.

"I was completely surprised by the honorary degree, and thrilled to be among the few individuals who have received it," explained Professor Eyre. "It was the fourth degree I had received from Edinburgh University in the spectacular setting of the McEwan Hall. By an amazing coincidence, my honorary DVM&S came exactly on the 50th anniversary of my receiving the BVM&S degree in 1960."

Following on from the July honorary graduation, a reunion weekend was held in October that was attended by Class of 1960 alumni from all over the world. There were tours of Summerhall and the new Easter Bush Campus including the Equine Unit and the Hospital for Small Animals, followed by a reception and dinner in the University of Edinburgh's historic Old College.

# NEW BUILDING NEWS

## Teaching Building close to completion



The new teaching building on the Easter Bush Campus is scheduled for completion on 5th December. At that point, a 12 week fit out will begin, to commission and equip the new building with the advanced audio visual resources necessary to support a 21st century learning environment. In March staff familiarisation will take place in anticipation of the first use of some of the teaching areas in April. June and July will see the main migration from Summerhall and Easter Bush in time for the new intake of students in August.

The historic stained glass windows at Summerhall have now been removed and are being restored by specialists. The windows, along with all other significant artefacts are being conserved and transferred to the new building, so future generations of vet students can continue

to enjoy them and be inspired by the School's history.

According to School Facilities Coordinator Dr Tudor Jones, the new building, which will be opened ceremonially on 19th May, has been designed with consideration for the environment and the local landscape.

"One green feature is rainwater harvesting. Rain water is collected in a huge tank and then used for toilet flushing. There's also a green roof so that the building blends into the landscape and doesn't dominate the view when you're looking down from the Pentlands."


"We've also made various improvements to roads and junctions," he continues. "In particular, there's now improved provision for a footpath and cycle path from the A703 so cycling or walking to the campus is safer and more pleasant than in the past."



*Jim Jordan applies the finishing touches to the restored window for the new building.*

## HORSE POWER CPD

### Vets get on their bikes for a good cause



There was a chance to gain some valuable CPD as well as help a good cause when Horse Power CPD came to the School in July. Eight vets got together to provide CPD sessions on topics from skin tumours to the equine cornea, in exchange for donations to the BEVA Trust and the SPANA Disabled Riding Centre in Bamako Mali.

The group undertook the tour of UK Vet Schools on motorbikes. Of the eight vets contributing, two are Dick Vet Alumni, Josh Slater and Derek Knottenbelt.

Speaking of the experience, Derek Knottenbelt said: "It was lovely to be back in Edinburgh and see friends and the facilities at Easter Bush really are amazing. We've now almost hit the £100,000 target. That money will be invested wisely and the centre in Mali will run for a long time from these funds."

The talks were attended by some 45 people. At the end the visiting CPD angels were accompanied by the local chapter of the Harley Owners Group, as they roared off to their next destination.

## CHINESE CONNECTIONS

The School has signed a Memorandum of Understanding with South China Agricultural College. The agreement will promote the exchange of staff and students between the two institutions and also co-operation in research into infectious diseases and pathogenesis.

Pictured following the signing are Professor Tang Zhaoxin from South China Agricultural University, Professor Elaine Watson and Professor Steve Hillier, Vice-Principal, International at the University of Edinburgh.



# ONE WORLD – ONE HEALTH

Dr Arvind Mahajan reflects on Dr Willam B. Karesh's Charnock Bradley Lecture.

**As an invited speaker for the "Charnock Bradley Lecture" under the theme "One World – One Health", Dr William B. Karesh summed up his experience gained during many years of innovative research on the intricate relationships between wildlife, ecosystems and human beings.**

Throughout his career Dr Karesh has pioneered the field of Conservation Medicine, a new discipline that addresses the link between ecological disruption of wildlife, livestock and human health and survival. Currently he is working as Executive Vice President at the EcoHealth Alliance, an international organization of scientists dedicated to the conservation of biodiversity with research into the discovery and causes of disease emergence such as SARS, AIDS, Lyme disease, West Nile virus, Avian Influenza and the deadly Nipah virus.

Dr Karesh addressed the need for surveillance in identifying known or potential zoonotic agents. Most often zoonotic pathogens don't cause disease in natural reservoir hosts, for example, Hantavirus in mice, Nipah virus in bats or Herpes B in macaques. However they can cause severe disease in humans and other species.

Recent findings from his group have identified bats as putative reservoirs for Ebola virus associated with haemorrhagic disease in Gorillas. Ebola virus is highly virulent and causes a 95% mortality rate in Gorillas. Ebola virus associated deaths in Gorillas preceded the human outbreaks in the Congo and highlight possible risks to human population in areas where humans closely share their bio-space with a reservoir population.

Today 50% of known human pathogens are zoonotic and 73% of emerging human pathogens are zoonotic, most of which originate in wildlife. Dr Karesh pointed out that the current surveillance systems focus on human or livestock outbreaks and there is no agency responsible for global wildlife disease surveillance. Using examples of

recent outbreaks of West Nile virus, Avian Influenza and the deadly Nipah virus, he highlighted the need for a global wildlife disease surveillance programme to tackle some imminent threats in future.

Dr Karesh gave an interesting overview on the ecology of the Nipah Virus (NiV) in South Asia, another example of how human interference with nature has led to the appearance of new infectious diseases. The emergence of the Nipah Virus in Malaysia was driven by aggressive pig farm expansion and agriculture intensification in the region. Active deforestation with the large amount of cultivated fruits around pig farms intensified the migratory population of large fruit bats (Pteropus Species) considered as natural reservoir hosts for Nipah Virus. The geographical distribution and population characteristics of Pteropus spp correlated with epidemiology and transmission of Nipah Virus in the Malaysia peninsula. Over the last

15 years the emergence of four new paramyxoviruses, including Hendra and Menangle viruses (Australia), Nipah and Tioman virus (Malaysia), carried by Pteropus, could have a very similar ecology. Dr Karesh highlighted the need to carefully consider the aftermath of human behaviour in exploitation of nature.

Dr Karesh discussed Anthropogenic Drivers of Zoonotic Disease Emergence. For example, intensive mixed agriculture practices were associated with the emergence of H5N1 and Nipah virus, reckless bushmeat hunting with HIV and Ebola infection, increasing trade and globalization with SARS, WNV and ever expanding urbanization with Rabies, Lyme and others.

In summary, unless we as the human race show more responsible behaviour towards our fellow species on planet earth and are more considerate in exploiting nature, we are likely to put our own future as a species in peril.



*Professor Elaine Watson presents Dr Billy Karesh with a gift in recognition of his delivering the 2010 Charnock Bradley Lecture.*

**NEW**  
Clinical  
Research


Hill's™ Prescription Diet™ j/d™ Canine is clinically proven to reduce the NSAIDs dosage by up to 25%<sup>1\*</sup>



A peer-reviewed study has shown that feeding j/d to dogs with osteoarthritis allows veterinarians to **lower the carprofen dosage by up to 25%**<sup>1</sup> whilst still effectively managing osteoarthritis.

Only j/d is **clinically proven to reduce cartilage degradation**<sup>2</sup>.

**Integrate j/d™ into your osteoarthritis management regimen and see the difference in as little as 21 days\*\*<sup>3,4,5</sup>**



Also available:  
j/d Canine Mini for  
small breed dogs



**Clinical Nutrition to Improve Quality of Life™**

For more information, contact your Hill's Territory Manager or call Hill's free helpline on 0800 282 438 or 1-800 626002 (ROI)

**References**

1. Fritsch D, Allen TA, Dodd CE, et al. A multicenter study of the effect of a therapeutic food supplemented with fish oil omega 3-fatty acids on the Carprofen dosage in dogs with osteoarthritis. J. Amer. Vet. Med. Assoc. 2010, in press.
2. Caterson B, Little CB, Cramp J et al. Eicosapentaenoate supplementation abrogates canine articular cartilage degradation in "in vitro" explant culture systems. In Proceedings Hill's European Symposium on Osteoarthritis and Joint Health, 2005, 14-19.
3. Fritsch D, Allen TA, Dodd CE, et al. Dose-Titration Effects of Fish Oil in Osteoarthritic Dogs. J Vet Intern Med 2010;24:1020-1026.
4. Fritsch D, Final Report, 10-10-08.
5. Sparkes A, Allen TA, Fritsch D, and Hahn KA. Effective dietary management of spontaneous appendicular osteoarthritis in cats. Unpublished.

\* Study conducted on dogs.  
\*\* 28 days for cats.



vets' no.1 choice™

[www.hillspetmobility.co.uk](http://www.hillspetmobility.co.uk)

[www.hillspetmobility.ie](http://www.hillspetmobility.ie)

™Trademarks owned by Hill's Pet Nutrition, Inc. ©2010 Hill's Pet Nutrition, Inc.



# PRIDE OF PLACE

The statue in memory of Olive Smith has been restored

**A statue outside the Hospital for Small Animals that was erected in memory of Head Nurse, Olive Smith, has been restored. Olive worked at the the Dick Vet Hospital, when it was at Summerhall, for more than 30 years and was an inspiration to all who knew and worked with her.**

A bronze statue of an Afghan hound, which stands outside the Dick Vet's Hospital for Small Animals at Easter Bush, commemorates Olive and her love of animals.

Olive was 60 when she drowned in 1997 trying to rescue a friend's dog after it fell into the burn at the Hermitage of Braid in Edinburgh.

She had been awarded an MBE in 1996 for her service and work at the Dick Vet, and retired in the same year.

In a newspaper interview shortly after receiving her MBE, Olive said: "The animals are all very important as they mean an awful lot to so many people. You see animals coming in looking very sad or badly injured and you cannot help but get attached to them."

Olive, who lived in Morningside, had a dog Suzie and cat Jezebel, both of whom were adopted strays, and her beloved Rupert, an English Mastiff, that she had nursed back to health.

Diane Macdonald, current Head Nurse at the Hospital for Small Animals, said:

"So many people have fond memories of Olive, and she helped so many vet

students, nurses and animals during her career. We wanted to do something for her and fundraised so that we could erect the statue in her memory. Over the years the statue has started to need some work, so it is great to see it restored and it reminds us of the impact that Olive had on all of us that knew her. Her memory will always live on."



The statue outside the Hospital for Small Animals.

## ROYAL AGRICULTURAL SOCIETY OF THE COMMONWEALTH VISIT

The Royal Agricultural Society of the Commonwealth conference was held in Scotland this year and some 80 delegates took the opportunity to visit The Moredun Institute and Langhill Farm on July 1st. They were shown around Langhill by Colin Penny and Lawrence Hodgeson-Jones. Alastair MacRae then gave the group an insight into how the farm is used in veterinary teaching.



## DICK VET GARDEN ON TV

The creation of the new "Dick Vet Garden" behind the Hospital for Small Animals was the subject of an edition of the BBC's Beechgrove Garden. The programme featured the tireless efforts of the volunteers – clients, staff, alumni and students – who have worked to make the garden a reality. See page 26 for more on the garden.

An Innovative Portfolio

**Pfizer**

for Pain Management



**Trocoxil**<sup>®†</sup>  
Mavacoxil

**RIMADYL**<sup>®\*</sup>

**Dorbene vet**<sup>®</sup>

**Torbugesic**<sup>®</sup>

**Pfizer** Animal Health

For further information please contact Pfizer Animal Health, Walton Oaks, Tadworth, Surrey KT20 7NS. Trocoxil<sup>®</sup> contains mavacoxil, Trocoxil is not licensed for use in cats. Rimadyl<sup>®</sup> contains carprofen. Rimadyl is indicated for analgesia or control of post-operative pain, Rimadyl Palatable Tablets and Rimadyl Tablets are contra-indicated for use in cats. Dorbene vet<sup>®</sup> contains medetomidine hydrochloride, Torbugesic<sup>®</sup> contains butorphanol and benzethonium chloride. All these products are **POM-V**. Use medicines responsibly ([www.noadh.co.uk/responsible](http://www.noadh.co.uk/responsible)).

AH481/10

# CONGRATULATIONS TO...

- **All the residents who passed their RCVS Certificates this year:**  
CertSAM – **Alasdair Stuart**  
CertZooMed – **Jo Hedley, Livia Benato** and **Elisabetta Mancinelli**  
CertVDI – **Carolina Urraca del Junco**  
CertSAS – **Karen Perry** and **Sam Woods**
- **Andrew Gardiner** on gaining his PhD on 20th Century British Veterinary Practice from the University of Manchester.
- **Nick Goldfinch** on gaining his PhD on Characterisation of Mucosal Associated Invariant T-Cells and MR1 in Ruminants from the University of Edinburgh (Roslin/EBRC).
- **Shasta Lynch** on becoming a member of the Australian College of Veterinary Scientists.
- **Carla Dedola** on passing the Board of the European College of Veterinary Dermatology (DipECVD).
- **Kerry Simpson** on passing the Board of the Australian College of Veterinary Scientists (Fellowship in Feline Medicine).
- **Alasdair Stuart** on passing the RCVS Certificate in Small Animal Medicine.
- **Adam Gow** has passed the RCVS Diploma in Small Animal Medicine.
- **Jenny Ellis** and **Katie Wu**, both finalists in the Dogs Trust and Cats Protection Clinical Case Study Awards.
- **Wendy Bament** on passing The City and Guilds Certificate in Veterinary Nursing of Exotic Species.
- **Kerry Simpson, Alasdair Stuart** and **Shasta Lynch** on passing the European College of Veterinary Internal Medicine General Examination.
- **Adam Gow** on passing the European College of Veterinary Internal Medicine Certifying Exam.
- **Marcel Kovalik**, Senior Resident in Dermatology, for winning First Prize for the best Free Communication or Poster for his Free Communication: 'Ciclosporin therapy is associated with disturbances in glucose metabolism in dogs with atopic dermatitis. Marcel won his award at the European College of Veterinary Dermatology at the 24th Annual Meeting of the European Society of Veterinary Dermatology in Florence.



## MUSICAL VETS!

A group of staff past and present and their friends went busking in Portobello during the Fringe to raise money for the Dick Vet. The band were Susan Matasovska (violin), Colin Warwick (banjo, retired technical officer), Andrew Gardiner (clarinet, Clinical Lecturer) and Simon Carlyle (tuba, retired Pharmacology lecturer). They raised £50 playing Klezmer - Jewish dance music from Central Europe.

## WORLD FIRST FOR JOB

New Herpetological Resident



Job Stumpel.

**The world's first European Resident in Herpetological Medicine has joined the Exotic Animal and Wildlife Service.**

Job Stumpel graduated in 2008 from the veterinary faculty at Utrecht University in the Netherlands. In October 2010 he started as a resident with the European College of Zoological Medicine (Herpetology) at Utrecht University and Kevin Eatwell will be his primary supervisor.

Job is working at the School until July 2011, coming back to the Dick Vet twice every year for three years thereafter. He will be focusing on reptile and amphibian patients especially, but will be working with all the other exotics and wildlife species as well.

## PROFESSOR NEIL SARGISON

Neil Sargison was awarded a personal chair in Farm Animal Practice on August 1. Professor Sargison is a world renowned specialist in ovine medicine and has made many significant contributions to the greater understanding of sheep parasites and their control through research.

## LAWRENCE LEAVES LANGHILL

After almost 35 years of service as Manager of Langhill Farm, Lawrence Hodgesson-Jones is hanging up his wellies and retiring. Said Ronnie Soutar, Director of Veterinary Services: "Lawrence has made a tremendous contribution to Langhill Farm and to the School and we wish him all the very best for his retirement."

He is succeeded by Wim Bosma as Farm Manager.



## A treatment that's as individual as *they* are.



Every hyperthyroid cat is different... and they will all respond differently to treatment.

*Felimazole offers you all the flexibility you need to provide the precise daily dose that your hyperthyroid patients require.*

The 2.5 mg and 5 mg tablets can be combined to '*fine-tune*' the treatment of hyperthyroid cats. So you can tailor the dose according to their individual needs.

**Felimazole®. Because no two cats are the same.**

Felimazole contains thiamazole. UK: [POM-V] IE: [POM]

For further information, contact: Dechra Veterinary Products, Sansaw Business Park, Hadnall, Shrewsbury, Shropshire, SY4 4AS.  
Tel: +44 (0)1939 211200 Fax: +44 (0)1939 211201 [www.dechra.com](http://www.dechra.com) Use medicines responsibly: [www.noah.co.uk/responsible](http://www.noah.co.uk/responsible)

  
**Dechra**  
Veterinary Products

# READY FOR CALLS FROM THE WILD

## New Wildlife Clinic at The Hospital for Small Animals

**An emergency clinic for wildlife in need of treatment has been running since June at the Hospital for Small Animals. It is the first of its kind in the UK and treats wild animals, with the aim of releasing them back into their native habitat. It builds on the work of the HfSA's existing exotic and wildlife ward, in close collaboration with the SSPCA.**

The emergency clinic treats small animals, such as hedgehogs or injured birds, as well as larger animals such as deer. However, people are advised to contact the SSPCA to arrange for an inspector to come if they have found a larger injured animal, or if an animal seems in too much distress to be transported.

Emma Keeble, a wildlife veterinary expert at the centre, said: "Animals are admitted in the first instance by final year veterinary students. Students are encouraged to take the initiative and start to think like a qualified vet, but they are always under direct specialist supervision from our wildlife vets. We hope our students will take an active interest in injured wildlife cases once qualified and in practice."

Students have shown a keen interest in the clinics from the start and student members of the Edinburgh Veterinary Zoological Society (EVZS) have organised fundraising activities such as home baking stalls, quiz nights and fun runs. There have also been generous donations from members of the public and from within the school. Treatment of all wildlife is free but represents a cost to the School. It is hoped the clinics will run on donations from the public and student fundraising in the future.

"Since the initial opening in June we have been busy treating over 15 different species of wildlife," continues Emma. "Our first case was a fledgling Dunnock that had been injured by a cat. 'Professor Birdie', as he was called by the students, received systemic antibiotics, non-steroidal anti-inflammatory drugs (NSAIDs), oral fluid therapy, subcutaneous

fluids and his wounds were cleaned with dilute povidine-iodine solution. He was placed in an incubator and hand fed every two hours with a mixture of cat food and dry insectivorous diet with added vitamin/mineral supplement and water. He made a good recovery and was taken to a local wildlife hospital for hand rearing."

"Another memorable case was a young badger cub brought in to the clinic by a member of the local badger group, who had noticed it was lame and out of the sett in the middle of the day. A cortical fracture of the femur was diagnosed which may have been caused by a bite from another badger. The cub responded well to supportive care with antibiotics and NSAIDs and a splint applied to the leg. He was taken back to the same sett three days later and was accepted by the badger group."

"Thanks to the enthusiasm of our staff and students the opening of the clinic has been a great success. It's a privilege to see these amazing animals up close and we hope to inspire future generations of vets to take an active interest in British wildlife."



*The clinic can treat a wide variety of animals.*



*Emma Keeble treats a deer.*

## NUTRITIONAL KNOWLEDGE

Anna Meredith and Brigitte Lord of the HfSA's Exotic and Wildlife Service have been awarded a £135,000 KTP (Knowledge Transfer Partnership) grant for a two year project, in collaboration with one of the leading rabbit food manufacturers. KTP is Europe's leading programme helping businesses to improve their competitiveness and productivity through the better use of knowledge, technology and skills that reside within the UK knowledge base. This programme will be used to carry out research to better understand the nutritional requirements of pet rabbits thereby improving their health and welfare.



*Anna Meredith and Brigitte Lord with two patients.*

## COST-EFFECTIVE IMAGING FOR EQUINE CLIENTS



*Sarah Taylor, Senior Lecturer in Equine Orthopaedic Surgery.*

An agreement has been signed with Hallmarq for the continued provision of MRI scanning services for horses within the Equine Hospital. This will allow for reduced costs to horse owners.

The scanning facility, the only one in Scotland, was opened in 2005 by the Duke and Duchess of Hamilton. Caseload has grown steadily since then, as referring practitioners and horse owners have come to appreciate the value of this imaging modality. With the end of the original five-year lease, clinicians were keen to secure this service for the future, on terms which allow cost-effective imaging for clients.

The Hallmarq MRI scanner is specially constructed for horses' feet and lower legs and produces extremely high quality images of bone and soft tissue. As this is a "standing" unit, the process is completed under sedation, without the need for general anaesthesia. This facilitates safe and early diagnosis of tendonitis, bone trauma and many other

conditions. In addition, recent advances in software help our dedicated staff to perform MRI scans higher up the limb than was previously possible.

Ronnie Soutar, Director of Veterinary Services, said: "MRI scanning is increasingly a standard part of equine care and its use is growing in popularity with clients. We're therefore delighted to have signed this agreement with Hallmarq, particularly as we are now able to offer the service at a reduced cost."

MRI scanning is part of a comprehensive range of equine diagnostic imaging modalities, which also includes digital radiography (X-rays), endoscopy, ultrasonography and scintigraphy (bone scans) – computed tomography (CT) will soon be added to the list!

For further information about Equine MRI scanning, please contact orthopaedic surgeon Dr Sarah Taylor [Sarah.E.Taylor@ed.ac.uk](mailto:Sarah.E.Taylor@ed.ac.uk).

# SIR WILLIAM DARLING AWARD

Katie Wu, a fourth year vet student, received the Sir William Darling Award at the Freshers Welcoming Ceremony, held in the McEwan Hall in September. The award is given at the discretion of the Principal to a student who has enhanced the reputation of the University by their "conduct, example, scholarship or pre-eminence in sport". Katie has spent all her holidays volunteering for animal welfare charities and has recently been in South Africa working at the Soweto Equestrian Centre. Said Katie: "I was really happy to receive this award. I'm not the top student in my class and I had my fair share of resits, but that just proves to me that if you put your heart into it, then you can achieve anything."



Below left: Katie is pictured receiving her Award from the Principal.



## RESEARCH STUDENT DAY

**The annual postgraduate student day took place on 21st April 2010 at the Easter Bush Campus.**

Postgraduate convenor, Dr Bernadette Dutia welcomed everyone to the event and introduced the day. In all there were 23 talks from the School's postgraduate students.

There are around 100 postgraduate students based throughout the School and most of them presented posters to complement the oral presentations.

Reflecting the broad range of research, the subjects of the presentations included behaviour, nutrition, disease processes following

viral infections and during cancer progression in species ranging from chickens to squirrels.

Professor David Hume, in his capacity as Director of Research at the School said: "I am glad I am not judging the posters and oral presentations this year because the exceptionally high standard would make it very difficult to pick the prize winners."

"The quality of your presentations has made me immensely proud and I have learned a lot today."

This year's keynote speaker was Professor Adrian Bird (Wellcome Trust Centre for Cell Biology, University of

Edinburgh) who spoke about the role of DNA methylation in health and disease.

Prizes were awarded to: James Glover (First year poster winner), Susan Aungier (First year poster runner up), Vinca Russell (Second year poster winner), Eliza Wolfson (Second year poster runner up), Joni MacDonald (Third year poster winner), Ahman Aljazzar (MVetSci poster winner), Chiara Sartori (Oral presentation winner), Susan Griffith (Oral presentation runner up), Laura McCulloch (Oral presentation runner up), Chloe Pass and Matt Prideaux (Oral presentation honourable mentions).

# E-LEARNING INNOVATION

Dr Jo-Anne Murray, Director of E-Learning, looks at new developments in E-Learning at the School

**An E-Learning Unit has recently been created within the School. The Unit brings together existing on-line learning provision for undergraduate, postgraduate and continuing professional development courses. The unit will enhance the student experience and also increase the number of CPD courses and knowledge transfer activities that can be delivered using new technology.**

Considerable developments have been made in the area of undergraduate teaching with the introduction of PebblePad, an electronic portfolio system, which the Dick Vet is incorporating into the BVM&S programme as a replacement for paper-based portfolios. Students can use this system to create, store and review multiple sources of information relating to their personal development. Students can even keep using PebblePad for CPD after qualifying. Indeed the E-Learning Unit has already made use of this electronic portfolio system in the area of CPD by

implementing the use of PebblePad in the RCVS Certificate in Advanced Veterinary Practice courses.

Another exciting development by the E-Learning Unit is the creation of Easter Bush Farm on Second Life, the 3D virtual world. The Second Life Easter Bush Farm is presently used as a virtual tutorial space for the MSc/Dip/Cert in Equine Science.

Teaching staff on the equine programme arrange real-time tutorials, where students log on from all over the world and discuss course topics with each other and their tutor. Students have also used the space independently for meetings to discuss group work. Feedback from the students has been positive and there are further developments to come.

For third year student Aleida Tweten, the online learning is especially practical.

"I enjoy the distance learning aspect as I have a young family and it works well around their schedule," she explains. "It is great to network with equestrians that

have a varied range of backgrounds. Also, I like the online discussions as it generates more thought on a particular subject or answers questions that everyone may have. Overall the course material is very thorough, well organised and easily accessible with great on-line support and help."

The E-Learning Unit also ran its first e-learning workshop in August, giving staff 'taster' demonstrations and presentations of online tools that are currently being used to support learning, teaching and collaboration within the University. The aim of the event was to show how these tools have been used by colleagues, and to stimulate discussion and ideas of application in other subjects and courses. Staff feedback was very positive and the Unit plans to run these on a regular basis to encourage and support the development of e-learning within the School.



*The Easter Bush Farm on Second Life.*



# GOODBYE SUMMERHALL, HELLO EASTER BUSH

(With a little help from our friends)

Six years in the planning and a little under two years of construction will see the new school building at Easter Bush open to students in August next year. The move from Summerhall to the new Campus at Easter Bush is a once in a lifetime experience and, like the move from the first vet school building in Clyde Street to Summerhall, will put the School at the forefront of veterinary teaching and research for another century.

Purpose built in 1831, Clyde Street had been remodelled and extended for nearly 90 years to the point where further modernisation was not possible. In 1908 work began on the site of a former brewery on the edge of Edinburgh's Meadows to construct where generations of Dick Vet students and graduates have started their veterinary education and successful careers: Summerhall.

As far back as 1947 the Vet School has had a teaching farm at Easter Bush. In 1962 a Field Station and Centre for Tropical Veterinary Medicine were opened permitting the expansion of teaching and research and the construction of further facilities at Easter Bush to accommodate the ever increasing undergraduate and postgraduate population.

The Dick Vet has a legacy of support from patrons, staff and students. From the establishing grant awarded by the Highland and Agricultural Society of Scotland in 1823, to William Dick's own donation of £10,000 to finance the running of the school (equivalent to £13.7 million in today's money).

Alumni of Clyde Street and Summerhall provided a permanent legacy to the School in a donation commemorated in the stained glass at the entrance stair in Summerhall. This coming together of students to provide an endowment for the next generation will be celebrated in the new Easter Bush building as can be seen on Page 6 of this edition.

As we near the final stages of the Easter Bush construction we are privileged that so many of the friends of the Dick Vet are committed to supporting the vision we have for veterinary education and that the tradition of charity remains as true today as it did in the past. We have received gifts of support from students, alumni, friends and partners, both grant making and commercial, to help us create the next exciting chapter of the Dick Vet story.

But we haven't escaped the financial turmoil of the past few years and leading up to the opening of the building in August 2011, we are making a final appeal for support. As we continue to define and transform the future of veterinary medicine we ask you to join our efforts by making a donation in any of the ways listed overleaf.



## THE ROYAL (DICK) SCHOOL OF VETERINARY STUDIES



The University of Edinburgh Development Trust – The Royal (Dick) School of Veterinary Studies – welcomes donations to maintain excellence and opportunity at The University of Edinburgh. If you would like to support our work by making a donation please complete this form.

**Now we can reclaim tax on all your donations.** Since 6th April 2002 we have been able to reclaim basic rate income tax or capital gains tax you have paid on ALL donations, without the need for a deed of covenant. This is of enormous benefit, and can add £2.50 to every £10 you give us. **All you need to do is complete the Gift Aid Declaration below.**

NAME \_\_\_\_\_

HOME ADDRESS \_\_\_\_\_

\_\_\_\_\_

\_\_\_\_\_

### GIFT AID DECLARATION

Please reclaim tax on all donation(s) I have made to the University of Edinburgh Development Trust – The Royal (Dick) School of Veterinary Studies – since the 6th April 2002, and all donations I make from the date of this declaration until I notify you otherwise. I am a UK taxpayer and pay enough income tax or capital gains tax to cover the tax on my donation(s).

Signature \_\_\_\_\_

Date \_\_\_\_\_

*giftaid it*

### REGULAR GIFT FORM BY DIRECT DEBIT

I wish to give £ \_\_\_\_\_ per month / quarter / year

The University of Edinburgh Development Trust –  
The Royal (Dick) School of Veterinary Studies

**Instruction to your Bank or Building Society to pay by Direct Debit**

Originator's Number 388399

**Name and full postal address of your Bank or Building Society**

To: The Manager \_\_\_\_\_ Bank/Building Society

Address \_\_\_\_\_

\_\_\_\_\_ Postcode \_\_\_\_\_

Name(s) of Account Holder(s)

\_\_\_\_\_

Bank/Building Society Account Number \_\_\_\_\_ Branch Sort Code

□□□□□□□□ □□□□□□

□□□□□□

Reference Number

□□□□□□□□□□□□□□□□

**Instruction to your Bank or Building Society**

Please pay the University of Edinburgh Development Trust Direct Debits from the account detailed in this Instruction subject to the safeguards assured by the Direct Debit Guarantee. I understand that this instruction may remain with the University of Edinburgh Development Trust – The Royal (Dick) School of Veterinary Studies – and, if so, details will be passed electronically to my Bank/Building Society.

Signature \_\_\_\_\_

Date \_\_\_\_\_

## SINGLE GIFT FORM

Here is my gift of £ \_\_\_\_\_

I enclose a cheque payable to The University of Edinburgh Development Trust – The Royal (Dick) School of Veterinary Studies

I wish to give by VISA / Eurocard / Mastercard / Switch

Card Number:

Expiry Date (mm/yy):   /

Card Security Code:    (the three-digit number printed on the signature strip directly after the card number)

### Switch Payments only:

Issue Number:  Start Date (mm/yy):   /

Signature \_\_\_\_\_

Date \_\_\_\_\_

### Please return this form to:

David Rider  
Development & Alumni  
The University of Edinburgh  
FREEPOST EH565  
Edinburgh  
EH8 0BR



## REGULAR GIVING

If you'd like to give a regular gift, simply complete the attached form and return it to us. If you are a UK taxpayer and would like the value of your gift to increase by around a third, just complete the Gift Aid Declaration and return it with your Banker's Order Form.

## CLASS GIFTS

More and more reunion groups are choosing to make a class gift to the Vet School. This is a special way of marking the anniversary of your class's graduation. Money goes to fund individual rooms or pieces of equipment and has been used in the past to fund scholarships, student and staff research projects. Please consider encouraging each of your classmates to make a personal donation to the Edinburgh Fund, and to sign a Gift Aid Declaration.

All donors receive individual acknowledgement for their gift, and each class gift is also acknowledged in the new teaching building and on our annual supporters list.

## BEQUESTS

Perhaps you would prefer to support the University with a bequest? This method of giving is favoured by many alumni and friends who want to make a difference after their death. A gift of this kind also helps to reduce your inheritance tax liability.

Everyone who makes a personal pledge is invited to join the Carlyle Circle, a prestigious group united by a shared interest in the valuable work of the Vet School and University. Each member receives a certificate of thanks and is also invited to some of the special events, receptions and lectures held at the University.

## STOCKS AND SHARES

Since 6 April 2000, individuals have been eligible for tax relief on gifts of certain shares, securities and other investments. This is in addition to capital gains tax relief on gifts of assets to charity. Tax relief for donors is based on the value of the shares on the day they are transferred to the University.

If you would like to support your chosen project by gifting shares and securities and would like more information, simply call David Rider on 0131 650 8833.

## PAYROLL GIVING

Payroll giving is a unique way for employees to give to the University. By having your donation come straight from your gross pay before tax, you can effectively increase the value of your contributions. The result is greater support for the University at less cost to you.

If you are interested in this method of giving, please contact David Rider on 0131 650 8833.

## GIVING FROM THE USA

US taxpayers can give tax-deductible gifts to The University of Edinburgh USA Development Trust Inc., an independent charitable corporation organised in the United States that has been recognised by the Internal Revenue Service as a section 501 (c) (3) charitable organisation. All donations to it are deductible as charitable contributions to the full extent permitted by law. Its Board of Directors will determine the use of all gifts. Contributions should be made payable to The University of Edinburgh USA Development Trust, Inc, Brokerage Account C1Q-868736; J P Morgan Chase Investment Services, DTC Number 0226 (for the attention of Ms. Michelle Ashley-Hart, Tel: (212) 877-7016, Branch #343, Lincoln Plaza, New York.

## GIVING FROM CANADA

The University of Edinburgh is registered under Article VIII of the Canadian Tax Code as an eligible charitable institution. A gift to the University is treated the same as a gift to any Canadian registered charity.

Cheques must be made payable to "The University of Edinburgh"; we will provide a receipt for Canada Revenue Agency if requested. Please consult your own tax advisor for further information.



# IT'S A DOG'S LIFE

## Labradors help sniff out healthy lifestyles

**Thousands of Labrador Retriever owners across the UK are being asked to help find out how their dog's lifestyle affects its health in a groundbreaking research project being led by researchers at The Royal (Dick) School of Veterinary Studies and The Roslin Institute. The "Dogslife" project is collecting information on the health and lifestyles of Kennel Club registered Labrador Retrievers through their first year of life, to enable the factors which affect health and disease to be identified.**

Dog owners participating in the project are reporting information about their dog at regular intervals using a website ([www.dogslife.ac.uk](http://www.dogslife.ac.uk)). As well as enabling owners to keep a record of their dog's health and development, the website also provides links for dog health information, competitions to win prizes for their dogs and relevant news information.

The information recorded in the project will enable researchers to determine the prevalence of different diseases in the population and to evaluate the environmental influences on health, such as exercise, diet and lifestyle. It is hoped that the project will follow the dogs for their entire lives as well as expanding to evaluate other breeds in the future. The project was launched on the 1st July 2010,

and over 300 dogs registered within the first two months.

The project is being led by Dr Dylan Clements and Erica Rose, at the Royal (Dick) School of Veterinary Studies, and Dr Mark Bronsvort, Dr Ian Handel, Professor Kim Summers and Damon Querry at The Roslin Institute. The project also has collaborative partners at the University of Manchester, the University of Liverpool and The Kennel Club. The study has been generously funded by the Kennel Club Charitable Trust to enable the development and running of the website, and maintenance of the cohort for the first two years.

Dylan Clements, from the Royal (Dick) School of Veterinary Studies, said: "Labrador Retrievers are the most common breed of dog in the UK. The data from Dogslife will provide valuable information on how dogs are looked after by their owners across the UK."

"We hope that assessing the lifestyles and health of a large number of dogs will make it possible for us to identify factors contributing to common illnesses. Ultimately, we may be able to provide owners with advice on managing their dogs and prevent them developing diseases in future."



For more information on the project visit [www.dogslife.ac.uk](http://www.dogslife.ac.uk)

## SQUIRREL DEATH RESEARCH COULD HELP CONSERVATION



Jackie La Rose, a Wellcome-funded summer student in the Veterinary Pathology Unit, has published research into squirrels in the *Veterinary Record*. The research has helped shed light on causes of death in Scottish red squirrels, which can help preserve these delightful animals in their native habitat.

Postmortem and virological examinations for squirrelpox virus (SQPV) were carried out on 262 red squirrels found dead between September 2005 and July 2009. SQPV was the cause of death in around 15%

of the squirrels, and was associated with the presence of external parasites.

"We've been able to gain insight into the prevalence of squirrelpox in Scotland and also the other fatal diseases of red squirrels," explained Professor Elspeth Milne, who supervised the research alongside Anna Meredith and Dr Darren Shaw. "It's especially gratifying that a summer student has produced a peer reviewed paper. She was only in the lab for six weeks so it's quite an achievement."

# CARDIAC STUDY IN LABRADOR RETRIEVERS

Geoff Culshaw reports on a new study

**Thanks to funding from the RCVS Trust, a new study to determine the prevalence and mode of inheritance of a cardiac condition in Labradors has just been launched by the Cardiopulmonary Service and the Roslin Institute. The disease is called Orthodromic Atrioventricular Reciprocating Tachycardia (OAVRT).**

Affected dogs are usually very young (often less than one year of age) and have an electrical short circuit in the heart that results in heart rates in excess of 300 beats/min. Left untreated, the heart can fail within a few weeks. Fortunately, if spotted early, it can be treated very effectively in most cases, sometimes by drugs but now also by a novel procedure called radio frequency ablation (RFA). Radio frequency ablation (RFA) is a procedure where part of the electrical conduction system of the heart is ablated using high frequency alternating current to treat a disorder. The School is currently the only centre in the UK to offer RFA, which can result in a complete cure.

Almost all the dogs seen at the School with OAVRT have been black or chocolate Labrador retrievers. Pedigree analysis undertaken by Geoff Culshaw, Dr Anne French and Prof Kim Summers suggests that this is an inherited disorder but the

mode of inheritance and the gene or genes involved are not yet known.

The study involves screening 50 Labradors related to dogs known to have the disease and collecting DNA from them. According to Geoff Culshaw, "We currently think the best way to screen is to perform a 24 hour ECG. It is relatively straightforward to fit the ECG unit, as long as the dog will stand still which is never a guarantee with Labradors! The ECG unit is in a jacket. Dogs can run around with the unit on and eat and drink normally although swimming is not allowed as it plays havoc with the electrics!" However, the affected dogs and their relatives may be anywhere throughout the UK. "Vets in practice will be approached to help with

the study by fitting the ECG units to the dogs chosen for screening. The system being used is simple and should only take 10-15 minutes to fit," adds Geoff. "Ideally the units work best if a little bit of hair can be clipped on the chest wall behind the elbow on both sides. We also need to collect a cell sample for DNA extraction. We're doing this with a simple cheek swab, although we do find Labradors love to chew them!"

The study will hopefully prove beneficial to pets, owners, breeders and vets. The pioneering research being performed by our veterinary team will provide very useful and relevant information to cardiologists researching the equivalent disease in humans.



Screening involves fitting a 24 hour ECG unit and collecting DNA with a cheek swab.

## SHEEP SCAB PROGRESS

Tom McNeilly of the Moredun Institute has published a paper based on an analysis of immune responses in sheep scab infection. The second author on the paper, which was published in the journal PIM, was Jenni McIntyre, a vet student who carried out part of the work during a summer placement in 2008. She went on to do an intercalated BSc in Immunology

before rejoining the BVM&S course. The paper looks at regulatory T cell responses to the mites that cause sheep scab infection. As well as providing new information on the immune response to the mite, this research may help to explain why some sheep are more or less susceptible to sheep scab infections.

Said Tom McNeilly: "Jenni played a

key role in this study by performing a large amount of the laboratory work. As well as being very capable and enthusiastic, she also had a great time interacting with other researchers and experienced a wide range of research techniques."

An Innovative Portfolio

**Pfizer**

for Respiratory Disease



 **Draxxin**

**RISPOVAL** **IBR**  
Marker Live

**RISPOVAL** **IBR**  
Marker Inactivated

**Risposal**<sup>®</sup>  
**IntraNasal**

**RISPOVAL** **4** EDV  
IBR  
PI3  
BVD  
Four Viruses. One Solution.

 **Animal Health**

For further information please contact Pfizer Animal Health, Walton Oaks, Tadworth, Surrey KT20 7NS. Draxxin<sup>®</sup> contains tulathromycin. Risposal<sup>®</sup> IBR Marker Live contains Bovine herpes virus type 1 (BHV-1). Risposal<sup>®</sup> IBR Marker Inactivated contains inactivated BHV-1 virus. Risposal<sup>®</sup> IntraNasal contains modified live BRSv + PI3v viruses. Risposal<sup>®</sup> 4 contains attenuated strains of BRSv and PI3v viruses together with inactivated, adjuvanted IBR and BVD cytopathic strains and non cytopathic type 1 viruses. All these products are **POM-V**. Use medicines responsibly ([www.noah.co.uk/responsible](http://www.noah.co.uk/responsible)).

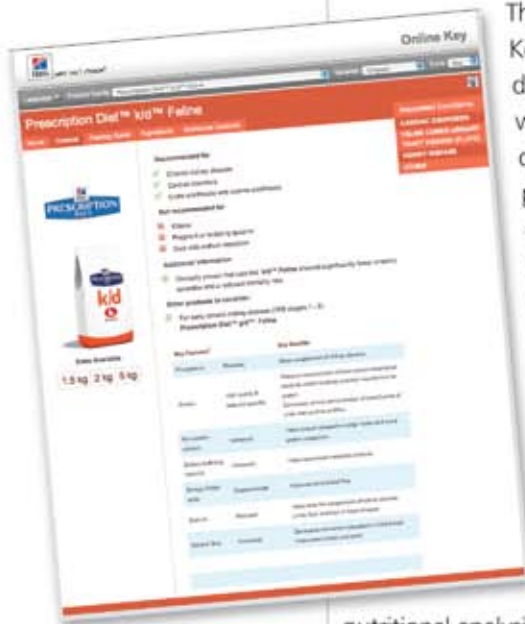
AH692/10

# Hill's new online apps put the power of information at your fingertips

**FREE** to veterinary practices, Hill's Pet Nutrition brings you two great new easy-to-use online apps. [www.HillsProducts.com](http://www.HillsProducts.com) and [www.HillsQuickReco.com](http://www.HillsQuickReco.com) not only give you round-the-clock instant access to vital veterinary information but also enable you to offer your clients superior, personalised service.



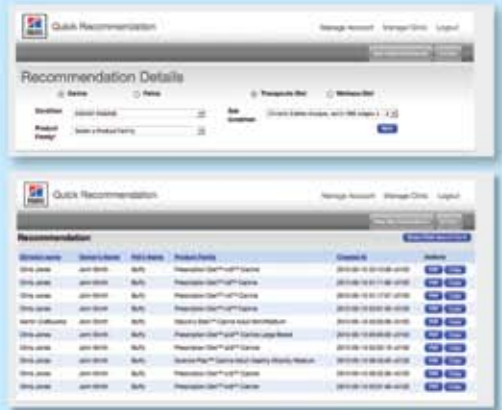
All our products, always up-to-date at [www.HillsProducts.com](http://www.HillsProducts.com)



The famous Hill's Nutritional Key is now brought to you in digital format at [www.HillsProducts.com](http://www.HillsProducts.com). Our detailed, comprehensive product catalogue can increase consulting room efficiency and help you put patient needs first, with instant access to everything you need to know about the Prescription Diet™ range as well as the Science Plan™, Science Plan™ VetEssentials and Nature's Best™ wellness product ranges. From fully-updated ingredients lists and detailed

nutritional analysis to the latest feeding guides, if anything changes, you'll see it here first! Don't waste valuable 'hands on' time searching for the information you need to make the right decisions. Visit [www.HillsProducts.com](http://www.HillsProducts.com) and experience the online Nutritional Key's speedy navigation and printable pages for client use. Plus, you can now take the high speed link to Hill's Quick Recommendation Tool.

Prepare a personalised recommendation at [www.HillsQuickReco.com](http://www.HillsQuickReco.com)



With our new online tool [www.HillsQuickReco.com](http://www.HillsQuickReco.com), you can give your client an immediate dietary recommendation that will aid compliance.

**In just 30 seconds, you can:**

- select a product directly or by condition
- receive a list of key product benefits and alternative products for extra flexibility
- produce a personalised recommendation, including the patient's details, direct from your clinic
- schedule an email or SMS reminder to be sent at regular intervals to re-purchase



**Add more power to your practice  
– visit [www.HillsProducts.com](http://www.HillsProducts.com)  
and [www.HillsQuickReco.com](http://www.HillsQuickReco.com) today**



## SHEEP IMMUNITY STUDY TO BENEFIT FARMERS

**Jacqui Matthews, Moredun Professor of Veterinary Immunobiology, and her team have discovered a molecule that may help to eliminate the worm that causes parasitic gastroenteritis, known as PGE, in sheep. The discovery could lead to new ways of combating the stomach infection.**

Professor Matthews and her team believe that the molecule, called Tci-MIF-1 is produced by the worms to mimic the action of a chemical messenger in the sheep's immune system. This confuses the sheep's immune defence mechanisms so the worms can survive for longer.

The discovery of the molecule will help the development of new vaccines and drug treatments. These are urgently needed as drug resistance has rendered current treatments ineffective.

Professor Matthews said: "This is an exciting step forwards, as our knowledge

of these worms expands we come closer to finding new ways to control the diseases they cause."

PGE costs UK farmers £80 million a year and it is hoped the research will be a significant step towards helping the sheep industry battle the infection.



## TICK RESEARCH TO COMBAT HEALTH RISK

**Ticks, though tiny, cause misery worldwide as vectors for a number of severe and potentially fatal diseases in humans and animals, including Lyme disease, tick-borne encephalitis and Crimean-Congo haemorrhagic fever. In Britain, cases of Lyme disease are dramatically increasing each year. In the rest of Europe, tick-borne encephalitis is now endemic in 27 countries, including Germany and Croatia.**

Now the Roslin Institute, incorporated with the School, has received funding from the Wellcome Trust to establish the Roslin Wellcome Trust Tick Cell Biobank, the world's largest collection of tick cell lines, enabling scientists to carry out advanced research.

The Tick Cell Biobank team and collaborators from seven other European countries have received further funding from the European Union to train a new generation of scientists specialising in ticks and their related diseases.

Researchers will seek to understand how viruses and bacteria, which are transmitted by ticks and which cause a range of human diseases, can survive for long periods of time within ticks without damaging them.

Project leader Professor John Fazakerley said: "Tick-transmitted infections are likely to be increasingly important in the future. Understanding these diseases and training scientists to undertake research on them is important for both human and animal health".

Tick numbers are surging in Europe and scientists warn that changing climate patterns and increasing globalisation could enable them to spread into new areas.

## EGG RESEARCH COULD CRACK POULTRY INFECTION PROBLEM



**A team led by Ian Dunn at The Roslin Institute, incorporated with the School, have found proteins in egg whites that could be used to fight infections such as E-Coli, which cost the chicken industry billions of pounds each year.**

The research focused on a family of proteins, that the team named ovodefensins, whose function had until now been unknown. It's now believed that they offer the potential to create anti-microbial treatments which could be used as an alternative to traditional antibiotics.

These could be used to treat infections among poultry, and improve the sustainability of food production. It is also possible that the proteins might be used to create treatments to fight infections in humans.

Ian Dunn said: "It is not surprising that egg white can fight bacterial infection as the egg as a whole has evolved to protect the developing embryo. The challenge now is to look at harnessing how we can use these proteins to help fight infections in poultry flocks."

# A VIEW FROM OUTSIDE

Prof Ranald Munro looks at the future of animal welfare education



**“Do you have many cattle in Edinburgh?” asked the tall African taxi driver as he negotiated the London rush-hour traffic. He had wanted to be a veterinarian but his circumstances had not been favourable. “I miss my cattle here - I must go back home”, he added, as he dropped me at King’s Cross station.**

This empathy for animals is crucial in veterinarians. Studies have shown that, as they progress through the veterinary curriculum, female veterinary students retain their emotional empathy for animals better than their male colleagues. Nowadays, the majority of veterinary graduates are female so this bodes well for the animals.

Will the new generation of female veterinary graduates show a willingness to take an active part in the animal welfare debate and tackle the difficult moral and ethical issues that surround the use of animals? I hope so. My feeling is that many veterinarians avoid entering

this intellectually stimulating discussion because, as high academic achievers, they expect to be able to contribute meaningfully. However, their lack of a deep understanding of welfare matters (e.g. the five freedoms and welfare inputs and outputs) undermines their confidence to address the complex issues that surround the conflicting human and animal interests. Opting out is not helpful from the animals’ point of view. As the Chinese proverb says “To close your eyes will not ease another’s pain”.

Over the past 50 years, great improvements have been made in the way many animals are treated. But the picture is patchy. The Western world firmly believes that it has a more caring attitude towards animals than other cultures. However, most pastoralist livestock keepers in Africa are appalled by the way dairy cattle are kept in the West. At the same time, many Europeans are shocked by the cruelty of skinning dogs alive in Korea, bear bile farming in China

and Vietnam, bearbaiting in Pakistan and bullfighting in Spain.

The public believes that veterinarians have the scientific and practical knowledge to protect animals. In reality, the veterinary profession has not acquitted itself terribly well in promoting good animal welfare. Of course, in terms of treatment of sick and injured animals, no one looks after their welfare better. However, because of the profession’s unique position in the frontline of applied animal welfare, veterinarians have a wider role in identifying and highlighting husbandry practices that are inherently welfare unfriendly. The profession needs to be seen to be on the side of the animals. It needs to be the champion of good animal welfare.

The recently announced Marchig International Centre for Animal Welfare Education creates a fabulous opportunity. It has the potential to build on the excellent foundations for animal welfare education laid down by Prof. John Webster, Prof. David Broome and the ground-breaking “Concepts in Animal Welfare” syllabus developed by the WSPA. Further, the Centre will be in a position to educate policy advisers of the future to address pressing moral and ethical issues. For example, the veterinary profession should be deeply involved in the debate surrounding animal models of disease and drug response. Analysis of animal experiments clearly demonstrates that animal models fail the “High probability of being true” test. Animals are not predictors of human response yet they continue to be used for that purpose. Perhaps one of the early successes for the Marchig Centre will be authoritative advice on phasing out such procedures. Exciting times for the ‘Dick Vet’!

Professor Munro is *Past President of the World Society for the Protection of Animals (WSPA), Honorary Professor of Forensic Veterinary Pathology, Royal Veterinary College and Honorary Fellow in Veterinary Pathology at the Dick Vet.*



# OUR MAN IN AFRICA

Professor Brian Perry, from his base in Kenya, considers how a resuscitation of the historical links between tropical animal health and The University of Edinburgh could best exploit its comparative advantage



*Brian recently operating on the eye of his daughter's Ankole bull.*

**When the Centre for Tropical Veterinary Medicine (CTVM) was created by Sir Alexander Robertson in the 1960s, it had a uniquely African focus, exploiting the knowledge and experience of returning specialists at the end of the colonial era. Those who undertook the Diploma of Tropical Veterinary Medicine (DTVM) in the then new building at the Bush, opened by Prince Philip in 1970, will always remember the wisdom and anecdotes of Archie Chalmers recounting episodes from his 20 years in Sudan.**

CTVM then cast a wider net, attracting students from Latin America and Asia, but arguably could not sustain the specialist knowledge required for this increasingly global audience. At the same time new African veterinary faculties were emerging and picking up the mantle of tropical disease education. The CTVM steadily lost its comparative advantage; its educators aged, DFID funding disappeared and the market for generalist tropical disease training devolved to new African veterinary faculties. Dispersed pockets of excellence have continued in Edinburgh, such as the web-based MSc courses and specialist research and training in theileriosis and trypanosomiasis, but the CTVM brand trades on former glories.

I hope that a new CTVM will emerge like a Phoenix from the ashes; I wish to explore two areas which might help to define its comparative advantage. The

first is the need for broad convening and organisational capacity. This might sound simplistic, but let me illustrate with an example. The Wellcome Trust (WT) recently funded a series of African research and capacity building consortia. These brought together diverse sets of universities and research institutes to build post doctoral scientist capacity and promote dialogue and scientific exchange. I serve as chairman of the Scientific Advisory Board of one of these (the African Research Consortium for Ecosystem and Population Health – Afrique One), and am enthused by my initial experiences. National capacities in tropical veterinary sciences are blossoming, but risk isolation and multiple rediscovery of the wheel; these WT initiatives are fostering new levels of inter-institutional collaboration and communication so important in developing scientific capacity, both between African institutions and with specialist groups outside Africa. A revitalised CTVM could play a leading role in inter-institutional facilitation and communication, acting as a Champion for African institutional development while ensuring African leadership of emerging initiatives.

The second area is the need for interdisciplinary approaches to animal health problems, in the interests of promoting the sustainability of interventions. There are few magic bullets for disease control, and more weight should be given to integrating new and adapted technologies with a much stronger socioeconomic and institutional understanding. I led an independent team evaluating FAO's global avian flu programmes last year, and the need for a more integrated and multi-disciplinary approach to disease control emerged as a key recommendation.

The reborn CTVM would have much to offer in these two areas, drawing on the technical innovations of the Roslin Institute, the epidemiological innovations of the Centre for Infectious Diseases, and the interdisciplinary research and communications skills of the Institute for the Study of Science, Technology and Innovation (ISSTI), among others. Such a multi-disciplinary approach drawing on the broader resources of Edinburgh University would surely be a winner in the marketplace for improved animal and human health in Africa.



*The Diplomat in Tropical Veterinary Medicine Class of 1971. Brian Perry is pictured second from the right.*

# THE DICK VET HOSPITAL GARDEN

Caroline Freedman tells how her vision is bringing to life the Animal-Human Bond



**The inspiration for our Dick Vet Garden dates back to February 2001. I was collecting the ashes of my beloved miniature schnauzer, Guinness. Driving into the car park of the Hospital for Small Animals, the sun was shining and I was struck by the stillness and the beauty of landscape.**

I knew then that I wanted to volunteer my time to create a garden out at Easter Bush, to say thank you to the wonderful staff there for the care and kindness they had shown to Guinness and I throughout our 10 years as patient and client, on our all too frequent visits to the Hospital.

Numerous fundraising initiatives intervened and it was eight years before the project began in earnest. Lisa McKenzie, Head of Edinburgh College of Art's Architectural Landscape Department and her associate Sally Butler visited us in September last year. Then in January as part of their course work, their students worked on the Dick Vet Garden for eight weeks resulting in 32 designs.

In March we heard that we had been accepted for the BBC Scotland's Beechgrove Garden TV programme as one of the three Beechgrove Community

Gardens for 2010.

At that point we had a two and a half acre field, 32 'potential' designs, no funds apart from a small amount of 'seed' money kindly donated by Beechgrove and a filming deadline set in concrete for September. No pressure then...

We urgently needed a definitive design and the Landscape Architect for the University's Easter Bush site, Derek Carter, stepped in. Using elements of the student designs he created a master plan for the garden.

The University of Edinburgh's Estates and Buildings Department commercially costed the garden plan. With an estimate of £250,000, the challenge was not only creating a garden but finding resources in such a short space of time.

Luckily a gentleman named Tom Boa was waiting in the wings. Tom is Campus Construction Co-ordinator for all the companies currently working at Easter Bush and therefore knows every main and sub-contractor there. With garden design in hand, he systematically approached each and every one of them. No-one escaped Tom's gaze and persistence is his middle name.

For the past four months there has been constant construction work with an army of diggers ever present. It is hard to adequately describe the generosity that has been shown to us by these companies. We started with a field and we now have a landscaped garden.

We have had some costs to pay out along the way and are tremendously grateful to the clients and friends of the Dick Vet who have made personal donations to see this project come to fruition – many of whom have asked to remain anonymous. Without their help we simply would not have been able to achieve what we have.

A very special mention has to be made of our planting volunteers who produced the miraculous results you can view on the Beechgrove Community Garden programme from just two days planting. Many were clients, who arrived each morning in the pouring rain, armed with their spades, gardening tools and sheer determination. Some brought their dogs, others their young children. Most were strangers to each other, but not for long.

Staff and students joined them whenever they could. During those two days a true community spirit could be felt, as one volunteer Johnnie Mills, whose faithful Collie dog Robbie never once strayed from his side, said: "The memory of the past two days will live with me forever."

We are now using the Dick Vet Garden as a platform for our fundraising endeavours. Anyone can sponsor a paving stone along our path of memories which meanders through the garden, as well as donate for plants, trees, and benches. Details can be found online at [www.ed.ac.uk/schools-departments/vet/](http://www.ed.ac.uk/schools-departments/vet/) donate or by contacting David Rider on 0131 650 8833.

Most of all, the garden is a lasting legacy to celebrate and bring to life the Animal-Human Bond, that unique relationship that exists between people and their pets.

We gratefully acknowledge the support of –

**Tom Boa**, Construction Site Co-ordinator for Easter Bush

**Rab Calder**, University of Edinburgh Estates and Buildings

**Derek Carter** of DCA Landscape Architects

**Lisa McKenzie & Sally Butler** of ECA's Architectural Landscape Department and 32 architectural landscape students

**John Taylor**, external examiner from Royal Botanic Garden Edinburgh

**John Turpin & Dave Chavasse**, University of Edinburgh's Landscape Department

**Tern Television Productions Limited, Gwyneth Hardy, Catherine Cobb** and all the team

To all the Beechgrove presenters –

**Jim McColl, Carole Baxter, Lesley Watson, George Anderson** and **Carolyn Spray**

**Alan Sives** of Black Lane Asphaltting

**Ken Naylor** of Scottish Water

**Ross McNish** of Black & Veatch

**Chris Milne & Alan Pickles** of Will Rud Davidson

**Graeme Glendinning** of Glendinning Groundworks

**Martin Cooper & Tom Cornish** of BAM Construction

**Jeff Watt** and his team at Balfour Beatty Construction

**Brian McLaughlin & Graham Smith** of Malcolm Construction

**Stevie Ritchie, Mark Williams & Kevin Anderson** of Bowhill Construction

**Angus Currie** and his team at Estates and Buildings, UoE

**Richard Sanders** of Andrew Thomas Joiners Ltd

**Lynn Harris**, Passionate About Gardens

**McLaren's**, Kevock Garden Plants,

**Macplants**, R & B, and Alba Trees

**Mescho Dunko** of Cosmetic Gardening

Countless other volunteers and anonymous benefactors

**Guinness** for being the inspiration for the garden

# MODEST CHAMPION IN HALL OF FAME

Class of 1947 alumnus, Bob Braithwaite, is the first Veterinary alumnus to be drafted into the University of Edinburgh's Sporting Hall of Fame.



Bob Braithwaite is pictured with Secretary, Melvyn Cornish, on the day of his induction to the University's Sports Hall of Fame.

**Bob, who is now in his 80s, came to study at the Royal (Dick) School of Veterinary Studies at 16, captaining the University cricket side before concentrating on clay shooting. A true, gifted amateur in an era of increasing professionalism, Bob came seventh in the 1964 Tokyo Olympics before taking gold in 1968 in Mexico.**

"As far as I was concerned it was just another competition and that's just how life is," said Bob, speaking to the Dick Vet News from his home in Capernwray, Lancashire.

"They were very happy years at the Dick Vet. It was very austere, because it was during the war, but there was camaraderie among the students. You formed a closeness. The austerity didn't affect the teaching but conditions were tight, there was rationing."

"I played football and cricket for the Dick Vet," he continues. "I was fortunate enough to be Captain of the Dick Vet Cricket team. We also did military training on Sundays and certain evenings through the week. It was a great experience to be trained by soldiers and army men, we became quite disciplined, it made an impression on the people who were there, it certainly made an impression on my outlook in life."

Bob then went into practice in the Garstang and Preston area, initially doing mostly large animal work. He also did the veterinary work for the Mounted and Dog Sections of the Lancashire Constabulary for many years. The practice expanded and included Lancaster Morecambe and Carnforth with more and more small animal work being done.

Then following a five way heart bypass Bob decided that, after working as a Vet for more than 40 years, the time had come to retire.

"I always wanted to be a vet, I was born and brought up on a farm and as a boy, watching the vets at work both fascinated and inspired me. The cars they arrived in also made an impression!" He jokes.

Nowadays, Bob's success would have had the benefit of training camps, coaches and sports psychologists. In those days it was down to working hard by day and practicing at night whenever possible on his family's farm. A good friend who happened to be a priest would often man the trap for him.

"I didn't compete with anyone," he says. "I wanted to get the highest score rather than worrying about who was winning or who was shooting or who was losing. I always felt that if I broke all the clays I was shooting at I could win. End of story."

# ALUMNI IN THE SPOTLIGHT

Class of '06

## STACY FOURNIER



As a child growing up in Texas, Stacy Fournier always wanted to be a vet and set out on that path as soon as she entered Higher Education at Texas A & M University.

However, she had also always wanted to study abroad and after a Junior Year Abroad at the University of Lancaster she decided not to return to Texas, embarking instead on a full five

year degree programme at the Dick Vet.

"After just a couple of months in Lancaster I came up to Edinburgh and I just loved the culture, I just loved every aspect of it," she explains. "It all happened pretty quickly."

As a Native of the US, where vets qualify as postgraduates rather than undergraduates, Stacy was unphased by the prospect of doing the full five year programme. She was also keen to swap a sleepy rural town in Texas for the excitement of Edinburgh.

"You can't beat the location and that was one of the differences," she laughs.

"The Dick Vet encourages a healthy balance of work and play."

But as a US student, trained in the UK, were there any hiccups going home after qualifying?

"I've never felt like I lacked anything, especially coming back to practice in a different country, it translates beautifully.

I know a lot of my classmates have gone abroad also."

Indeed Stacy had a job in Michigan lined up a year before she graduated and now lives on Lake Michigan with husband Matt, an Environmental Health Inspector and baby Claire.

But after three years and the arrival of baby Claire, Stacy has taken a new opportunity in a modern practice that specializes 100% in small animals.

"The other two vets that I am working with, including the owner, have only a few years more experience than me, so we're a very contemporary practice. There isn't someone telling me the answers who has 20 years experience - at this point in my career it's very appealing."

"I'm so glad I trained at the Dick Vet, simply because I feel that my education was so well rounded. I think the Dick Vet simply has a phenomenal staff."

Class of '86

## DAVID BLACK



David Black laughs when he reminisces about arriving back from Africa and a spell of locums, to a three man practice in a portacabin in Cumbria.

"It wasn't particularly salubrious but it was functional. We've developed from

there and we're now a five centre practice."

In 1994 David bought the practice now called Paragon, in the village of Dalston, where he still lives with Sue and their three daughters Katie, Rebecca and Isla. He reminisces with fondness.

"My education has certainly taught me to be a free thinker. I feel I was taught how to learn and how to find things out. I think that's what the Dick Vet was doing rather than giving you a list of diseases to learn."

"I'm pretty much a cattle vet these days. During the Foot and Mouth outbreak in 2001, we were the worst hit practice in the country and lost 85% of the animals that we were looking after at that time. We had about 14 vets and we went down to

three with the others recruited to fight the outbreak, it was just devastating."

"I had the confidence to stand up at that time and represent Cumbria and farmers on stakeholder groups. I was also asked to sit on the Royal Society Inquiry after the outbreak. I think I owe it to my training in Edinburgh that I had that confidence to stand up and be counted at a time when it was really necessary."

In 2005 David and some colleagues and associates got together to form a group called XLVets, which now has 46 member practices around the UK and another 18 in Southern Ireland. David is Managing Director dividing his time between XLVets and Paragon.

Class of '80

**PROFESSOR JIMMY TURNBULL**

An interest in all things aquatic became a career for Jimmy Turnbull when he opted for a Masters in Aquatic Vet Studies at the University of Stirling.

"I'd always been interested in fishing, ornamental fish keeping and everything from programmes on TV to scuba diving,"

he explains.

"One third of the course was a research project. I'd never considered research but I had a really good time doing it and we managed to publish it. So then I was lucky enough to get a place to do a part time PhD over five years in Stirling."

By the time he finished the PhD in 1992 Jimmy was more and more involved in international aquatic health related consultancies primarily in South East Asia. But fish farming at home was also growing in importance.

"Fish farming is very recent in the UK - the oldest trout farm was established in the 1870s in Scotland. Now we're in a position where the Scottish salmon industry is worth as much as pigs and sheep put together and represents 40% of agricultural export."

Jimmy wound up taking over responsibility for the MSc course he'd

originally attended. Then two years ago he began to focus more on research, although he still spends 25% of his time teaching.

His research uses epidemiological principals to look at health and welfare of fish and sustainability of production systems.

"We do everything from dealing with disease outbreaks on a farm right up to strategic research looking into how best you can structure a national industry to limit the spread of disease," he explains.

"As the years have gone on I've appreciated more and more the education we received at the Dick Vet. It helped to develop our thinking skills and the ability to deal with problems and solve them from first principles. I think that's an aspect of veterinary education which has an application in so many different aspects of life and work."

Class of '76

**JEANNA SWAN**

I did enjoy my time at the Dick Vet and 1976 – a vintage year!

In those days, if you couldn't learn from books or from lectures you were in trouble. We had no props except for the lecturers the book and the animals. I now work in an 11 vet mixed practice in the Scottish Borders. We have three surgeries linked together at Duns, Berwick and Coldstream. I specialise in equine work but I also do small animal consulting and I still do cattle work. My farmer husband has a beef suckler herd so I help with that.

Really I've almost always been here. When I graduated I went to work for a practice that was then called Rogerson, Baird and Wane, which was over in Kelso and I worked in Kelso and Galashiels for a couple of years. While I was in Galashiels, I worked with Ian Gillespie who was very inspirational to work for. Then Charles Renton and his

son Stuart and I set up a practice which was called Renton, Swan and Partners and that was the start of the practice and it has grown from there. It's now called Renton Swan Vets.

I live on a farm in the Borders near a little place called Auchencrow with my husband Richard. We have three grown up children who have all left home and live in the cities – two in London and one in Edinburgh. We have quite a few horses - perhaps too many - a couple of dogs and a cat.

What's special about the Dick Vet is something like community spirit, it's to do with team work, you were always supported and that support has continued throughout. That's why I, and the practice, have maintained such strong links with the Dick Vet. It was certainly very social and the friends I made there have remained friends for the rest of my life.



# FIRST VET IN KENTUCKY

Dick Vet News explores the life of alumnus Edward Hagyard, founder of the first veterinary practice in Kentucky.



*The original Hagyard practice.*

**When Professor Elaine Watson arrived in Kentucky in July she was expecting a warm welcome at the Hagyard Equine Medical Institute and she was not disappointed. The practice prides itself on being a family business, which is now in its 135th year of devoting itself to the health and well-being of the horse.**

Edward Hagyard was just 17 years old when he enrolled at William Dick's College in 1837. The College itself had only been in existence for 16 years in Clyde Street, Edinburgh. William Dick was the sole Professor with practical classes being held in the forge of his father John Dick, a Master Farrier.

Hagyard received the diploma of the Highland Society in 1839 along with a medal for his dissection of a horse's head, showing the blood vessels. Among the 11 eminent medical professors and practitioners of the City and University of Edinburgh was one Dr Robert Knox whose name is forever associated with

the murderous body snatching duo Burke and Hare.

In 1849, at the age of 29, Hagyard emigrated to Canada and founded a veterinary practice in Brampton near Toronto and formed a close association with another Dick Vet graduate, Andrew Smith, supporting him in founding the Ontario Veterinary College in 1862.

In 1875, a valuable shorthorn bull in Kentucky needed treatment and Hagyard travelled to the state to attend to the animal. Impressed by the quality of his work, the shorthorn breeders urged him to move there. Struck by the beauty of the countryside and the opportunities for himself and his family, the practice was established in Winchester moving to Lexington five years later.

Dr Charlie Hagyard, nephew of the original Dr Hagyard, joined the practice as did his associates, Dr Arthur Davidson and Dr William R McGee. Today the Hagyard Equine Medical Institute boasts more than 60 vets and is the leading

non-university equine veterinary group.

According to Luke Fallon, Charlie Hagyard's nephew, there's been a family member involved in the practice continually since 1876.


"A lot of our clients have been in the thoroughbred business for a hundred years or more and we're an integral part of their lifestyle and their success," he explains. "It's about the care of the animal and it's also about their investment."

So how is Edward Hagyard's ethos still reflected in the practice today? Edward Fallon, father of Luke explains that the practice motto is "service with integrity".

"My son Luke and I talk about that quite a bit," he says. "In the modern age it gets increasingly difficult but we aim to maintain our tradition. The main aim might seem to be to make money but we also try to mentor the new graduates and encourage that attitude in our established vets."

Both father and son are quick to confirm that they would like to see applications from Dick Vet students.

Says Luke: "We would love to see interns and externs coming from Edinburgh, we have a great programme for equine medicine and surgery."



*Edward and Luke Fallon are pictured at The Lexington Club, along with Barbara Burns.*




**NEW**

## VETESSENTIALS

# EXCLUSIVE TO VETERINARIANS



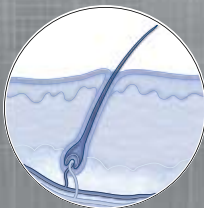
**Helps reduce plaque and tartar** through clinically proven 'tooth-brush-like' kibble action



**Supports healthy weight** with clinically proven levels of L-carnitine and high levels of fibre



**Helps maintain a healthy urinary tract** through controlled levels of minerals and pH



**Helps to promote healthy skin & coat** with omega-6 fatty acids



**Supports healthy digestive tract** with soluble and insoluble fibre mix



Features unique monodirectional natural fibre technology

**A concise veterinarian-exclusive range that meets the needs of your practice and your clients**

Exclusive to veterinarians, new Hill's™ Science Plan™ VetEssentials, with unique nutrition technology, addresses the essential health needs of pets, offering:

- A concise range of 9 easy to manage products
- Veterinary-exclusive range helping to keep clients loyal to your practice

Contact your Hill's Territory Manager today.

[www.hillspet.co.uk/vetessentials](http://www.hillspet.co.uk/vetessentials) | [www.hillspet.co.ie/vetessentials](http://www.hillspet.co.ie/vetessentials)

**CLINICALLY PROVEN BENEFITS**



**Advanced nutrition with clinically proven benefits**



vets' no.1 choice™

The five essential health needs illustrated refer to Hill's™ Science Plan™ VetEssentials Feline Young Adult.™ Trademarks owned by Hill's Pet Nutrition, Inc. ©2010

# ALUMNI REUNIONS



*Graduation Ball, 1955.*



*The Class of 1955.*

The Class of 1955 held a Reunion on 5th June and revisited Summerhall, which brought back many memories. Thomas Barr, from the Class of 1955, kindly sent these photographs showing the 1955 final year group plus a photo of the ball held on the eve of graduation in June of that year in The Assembly Rooms, George Street, Edinburgh.



*The Class of 1960 is pictured before their Dinner along with the Dean, Professor Elaine Watson.*



*Alumni from the Classes of 1955, 1963 and 1995 who attended the Reunion Tour of Summerhall on 5th June.*

The Class of 1960 held their reunion over the weekend of 1st and 2nd October. In addition to tours of Summerhall and Easter Bush, the Class held a dinner at Old College on the Saturday evening.



*The Class of 2000 held their ten year reunion on 24 July 2010.*



*The Classes of 1970 and 1980 visited Summerhall as part of their reunion events on 18th September and are pictured in the Anatomy Lecture Theatre.*

## HOW TO CONTACT US

We depend on your support to maintain our high standards and fund new developments. You can help us to deliver the future of veterinary medicine. Here's how to contact us:

### Donations and Fundraising

David Rider 0131 650 8833  
vet.fundraising@ed.ac.uk.  
www.vet.ed.ac.uk/fundraising/

### Marketing and Alumni

Neil Wilson 0131 650 6261  
neil.wilson@ed.ac.uk

### Hospital for Small Animals

0131 650 7650  
HFSAreception@ed.ac.uk

### Equine Hospital

0131 650 6253  
lah@ed.ac.uk

### Undergraduate Admissions

0131 650 6178  
vetug@ed.ac.uk

### Postgraduate Research Admissions

0131 527 4198  
vetpgrresearch@ed.ac.uk

### Postgraduate Taught Admissions

0131 242 6460  
mvmppg@ed.ac.uk

Or visit our website at  
**www.ed.ac.uk/vet**

## DATES FOR YOUR DIARY

Wednesday 4th, Thursday 5th  
and Friday 6th May 2011.  
Class of '61 Reunion

### Thursday 19th May 2011

Opening Event for the New Teaching Building.  
A day-long event to formally open the new teaching building will be held on Thursday 19th May 2011. The event will include tours of the new building and the 2011 William Dick Memorial Lecture. If you would like to attend please email neil.wilson@ed.ac.uk.

For further details of these events, please visit our website at [www.ed.ac.uk/vet/events](http://www.ed.ac.uk/vet/events) or contact neil.wilson@ed.ac.uk or phone 0131 650 6261.

**Help us to keep in touch. We would like to keep in regular contact with our readers.**

If you would like us to email you details of news and events, please email your name and full address to [vet.alumni@ed.ac.uk](mailto:vet.alumni@ed.ac.uk)