

Comparative efficacy and acceptability of 12 new-generation antidepressants: a multiple-treatments meta-analysis

Andrea Cipriani, Toshiaki A Furukawa, Georgia Salanti, John R Geddes, Julian P T Higgins, Rachel Churchill, Norio Watanabe, Atsuo Nakagawa, Ichiro M Otori, Hugh McGuire, Michele Tansella, Corrado Barbui

Summary

Lancet 2009; 373: 746–58

Published Online

January 29, 2009

DOI:10.1016/S0140-

6736(09)60046-5

See Comment page 700

Department of Medicine and Public Health, Section of Psychiatry and Clinical Psychology, University of Verona, Italy (A Cipriani PhD, C Barbui MD, Prof M Tansella MD); Department of Psychiatry and Cognitive-Behavioral Medicine, Nagoya City University Graduate School of Medical Sciences, Nagoya, Japan (Prof T A Furukawa MD, N Watanabe PhD, I M Otori PhD); Department of Hygiene and Epidemiology, University of Ioannina School of Medicine, Greece (G Salanti PhD); Department of Psychiatry, University of Oxford, UK (A Cipriani, Prof J R Geddes MD); MRC Biostatistics Unit Institute of Public Health, University of Cambridge, UK (J P T Higgins PhD); Cochrane Depression, Anxiety and Neurosis Review Group, Institute of Psychiatry, London, UK (H McGuire MA); Department of Community based Medicine, University of Bristol, UK (R Churchill PhD); and Department of Neuropsychiatry, School of Medicine, Keio University, Tokyo, Japan (A Nakagawa MD)

Correspondence to: Dr Andrea Cipriani, Department of Medicine and Public Health, Section of Psychiatry and Clinical Psychology, University of Verona, Policlinico "G B Rossi", Piazzale L A Scuro, 10, 37134, Verona, Italy andrea.cipriani@univr.it

For the study protocol see http://www.psychiatry.univr.it/docs/Research%20Activities/MTM_Protocol.pdf

For the data set see http://www.psychiatry.univr.it/docs/Research%20Activities/MTM_Analysis.pdf

Background Conventional meta-analyses have shown inconsistent results for efficacy of second-generation antidepressants. We therefore did a multiple-treatments meta-analysis, which accounts for both direct and indirect comparisons, to assess the effects of 12 new-generation antidepressants on major depression.

Methods We systematically reviewed 117 randomised controlled trials (25 928 participants) from 1991 up to Nov 30, 2007, which compared any of the following antidepressants at therapeutic dose range for the acute treatment of unipolar major depression in adults: bupropion, citalopram, duloxetine, escitalopram, fluoxetine, fluvoxamine, milnacipran, mirtazapine, paroxetine, reboxetine, sertraline, and venlafaxine. The main outcomes were the proportion of patients who responded to or dropped out of the allocated treatment. Analysis was done on an intention-to-treat basis.

Findings Mirtazapine, escitalopram, venlafaxine, and sertraline were significantly more efficacious than duloxetine (odds ratios [OR] 1.39, 1.33, 1.30 and 1.27, respectively), fluoxetine (1.37, 1.32, 1.28, and 1.25, respectively), fluvoxamine (1.41, 1.35, 1.30, and 1.27, respectively), paroxetine (1.35, 1.30, 1.27, and 1.22, respectively), and reboxetine (2.03, 1.95, 1.89, and 1.85, respectively). Reboxetine was significantly less efficacious than all the other antidepressants tested. Escitalopram and sertraline showed the best profile of acceptability, leading to significantly fewer discontinuations than did duloxetine, fluvoxamine, paroxetine, reboxetine, and venlafaxine.

Interpretation Clinically important differences exist between commonly prescribed antidepressants for both efficacy and acceptability in favour of escitalopram and sertraline. Sertraline might be the best choice when starting treatment for moderate to severe major depression in adults because it has the most favourable balance between benefits, acceptability, and acquisition cost.

Funding None.

Introduction

In the past 20 years, several new drugs have been introduced for the treatment of depression, many of which are structurally related and share similar putative mechanisms of action. As with statins for the prevention of coronary events,¹ the extent to which these agents vary in terms of efficacy and acceptability is unclear. Moreover, some of the new drugs are so-called me-too drugs²—ie, chemically similar to existing drugs with expiring patents rather than genuine advances in treatment. Systematic reviews have already highlighted some differences in efficacy between second-generation antidepressants.^{3–9}

We report an overview of all randomised controlled trials that compared 12 new-generation antidepressants in terms of efficacy and acceptability in the acute-phase treatment of major depression. We used multiple-treatments meta-analysis,¹⁰ also known as mixed-treatment comparisons meta-analysis or network meta-analysis, which allows the integration of data from direct (when treatments are compared within a randomised trial) and indirect comparisons (when treatments are compared between trials by combining results on how effective they are compared with a common comparator treatment).¹¹ We aimed to provide a clinically useful summary of the

results of the multiple-treatments meta-analysis that can be used to guide treatment decisions.

Methods

Study selection and data collection

At the beginning of this project, we drafted a study protocol and subsequently made it freely available to the public on our institutional website before carrying out the final analyses. Furthermore, with the publication of this paper the overall data set will be in the public domain.

For our analysis, we included only randomised controlled trials that compared any of the following 12 new-generation antidepressants (bupropion, citalopram, duloxetine, escitalopram, fluoxetine, fluvoxamine, milnacipran, mirtazapine, paroxetine, reboxetine, sertraline, and venlafaxine) as monotherapy in the acute-phase treatment of adults with unipolar major depression. We excluded placebo groups where present and randomised controlled trials of women with post-partum depression.¹²

To identify the relevant studies, we reviewed the Cochrane collaboration depression, anxiety, and neurosis review group controlled trials registers (CCDANDTR-studies and CCDANCTR-references) up to Nov 30, 2007.

We asked pharmaceutical companies, regulatory agencies, and study investigators to supply all available information.

Two persons within the reviewing team independently reviewed references and abstracts retrieved by the search, assessed the completeness of data abstraction, and confirmed quality rating. We used a structured data-abstraction form to ensure consistency of appraisal for each study. Investigators were contacted and asked to provide data to supplement the incomplete reporting of the original articles.

We gave studies a quality rating of adequate, unclear, or inadequate, according to the adequacy of the random allocation concealment and blinding.¹³ Studies that scored adequate or unclear on these criteria were included in the final list.

Outcome measures

We defined acute treatment as 8-week treatment for both efficacy and acceptability analyses.¹⁴ If 8-week data were not available, we used data ranging between 6 and 12 weeks (we gave preference to the timepoint given in the original study as the study endpoint). Response and dropout rates were chosen as primary outcomes, being the most consistently reported estimates of acute-treatment efficacy and acceptability. We defined response as the proportion of patients who had a reduction of at least 50% from the baseline score on the Hamilton depression rating scale (HDRS) or Montgomery-Åsberg depression rating scale (MADRS), or who scored much improved or very much improved on the clinical global impression (CGI) at 8 weeks. When trials reported results from all three rating scales, we used the HDRS results. Finally, we defined treatment discontinuation (acceptability) as the number of patients who terminated the study early for any reason during the first 8 weeks of treatment (dropouts).

Comparability of dosages

In addition to internal and external validity, we assessed the comparability of dosages. Because we could not find any clear definitions about equivalence of dosages among new-generation antidepressants in the published literature, we used a modified version of a previously published classification described by Gartlehner and colleagues⁸ (table 1). We employed this information to detect inequalities in dosing that could affect comparative efficacy, and used it in a sensitivity analysis by defining within the therapeutic dose only those studies that used comparable dosages within the predefined range.

Statistical analysis

We chose a dichotomous primary outcome mainly for clinical reasons. We used both the number of patients who responded and the number of patients who dropped out to have hard outcome measures of both treatment efficacy and acceptability. We used response

rate instead of a continuous symptom score for efficacy analysis to make the interpretation of results easier for clinicians.¹⁵ When dichotomous efficacy outcomes were not reported, but baseline scores, endpoint means, and standard deviations (SD) of the depression rating scales (such as HDRS or MADRS) were provided, we estimated the number of patients responding to treatment at 8 weeks (range 6–12 weeks)

	Range (mg/day)	Low	Medium	High
Bupropion	150–450	<337.5	337.5–412.5	>412.5
Citalopram	20–60	<30	30–50	>50
Duloxetine	60–100	<70	70–90	>90
Escitalopram	10–30	<15	15–25	>25
Fluoxetine	20–60	<30	30–50	>50
Fluvoxamine	50–300	<75	75–125	>125
Milnacipran	50–300	<75	75–125	>125
Mirtazapine	15–45	<22.5	22.5–37.5	>37.5
Paroxetine	20–60	<30	30–50	>50
Reboxetine	4–12	<5	5–9	>9
Sertraline	50–200	<75	75–125	>125
Venlafaxine	75–250	<156.3	156.25–218.7	>218.75

Table 1: Dosing classification based on lower and upper dosing range quartiles

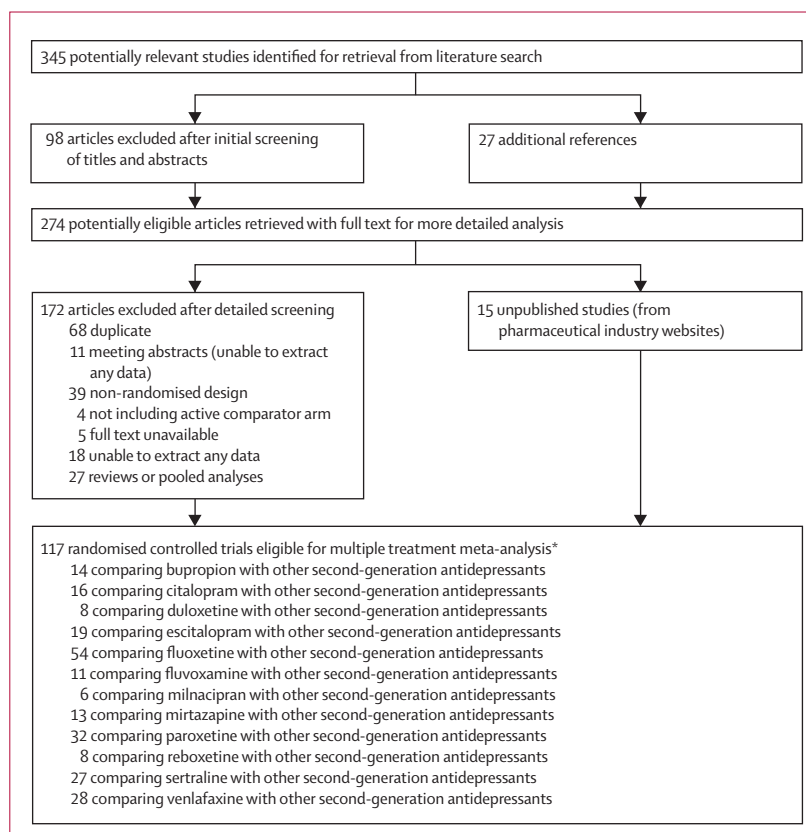


Figure 1: Study selection process

*117 randomised controlled trials correspond to 236 arms because two three-arm studies comparing fluoxetine with paroxetine and sertraline were included in this multiple-treatments meta-analysis.

	Number of trials	Year of publication			Country				
		Earliest	Median	Latest	Europe	North America	Africa	Asia	Multiple countries
Bupropion	14	1991	2003	2007	1	10	0	0	2
Citalopram	16	1993	2002	2007	4	4	0	1	4
Duloxetine	8	2002	2006	2007	2	5	0	0	1
Escitalopram	19	2000	2005	2007	5	11	0	0	2
Fluoxetine	54	1991	2000	2007	15	13	1	3	6
Fluvoxamine	11	1993	1998	2006	3	2	0	1	2
Milnacipran	6	1994	2000	2003	2	1	0	2	0
Mirtazapine	13	1997	2002	2005	3	3	1	1	5
Paroxetine	32	1993	2001	2007	12	13	1	1	2
Reboxetine	8	1997	2003	2006	2	2	0	0	1
Sertraline	27	1993	2000	2007	10	9	0	2	1
Venlafaxine	28	1994	2002	2007	7	5	0	1	6

The number of studies across countries in this table does not match the number of trials included in the review. Missing studies scored as other or not known. *Two three-arm studies comparing fluoxetine with paroxetine and sertraline were included in the systematic review (the total number of arms is 236 and it corresponds to 115 two-arm and two three-arm studies).

Table 2: Studies included in the multiple-treatments meta-analysis

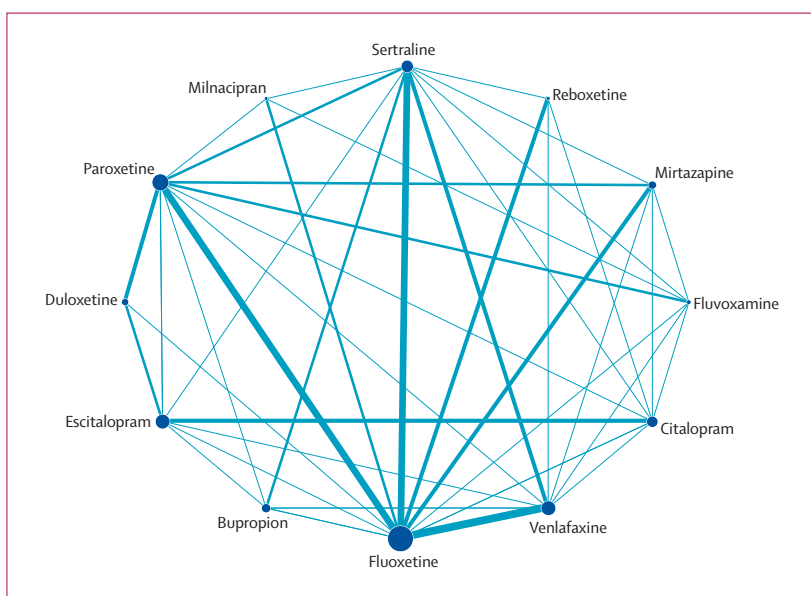


Figure 2: Network of eligible comparisons for the multiple-treatment meta-analysis for efficacy (response rate)
The width of the lines is proportional to the number of trials comparing each pair of treatments, and the size of each node is proportional to the number of randomised participants (sample size). The network of eligible comparisons for acceptability (dropout rate) analysis is similar.

with a validated imputation method.¹⁶ Responders to treatment were calculated on an intention-to-treat basis: the analysis was based on the total number of randomly assigned participants, irrespective of how the original study investigators analysed the data. To carry out a clinically sound analysis, we used a conservative approach and imputed outcomes for the missing participants assuming that they did not respond to treatment.

First, we did pair-wise meta-analyses by synthesising¹⁷ studies that compared the same interventions with a random-effects model¹⁸ to incorporate the assumption that different studies assessed different, yet related, treatment effects.¹⁷ We used visual inspection of the forest plots to investigate the possibility of statistical heterogeneity, and the I^2 statistic.¹⁹ We did the analyses using Stata version 9.

Second, we did a random-effects model within a Bayesian framework using Markov chain Monte Carlo methods in WinBUGS (MRC Biostatistics Unit, Cambridge, UK).¹¹ We modelled the binary outcomes in every treatment group of every study, and specified the relations among the odds ratios (ORs) across studies making different comparisons.¹⁰ This method combines direct and indirect evidence for any given pair of treatments. We used p values less than 0.05 and 95% CIs (according to whether the CI included the null value) to assess significance, and looked at a plausible range for the magnitude of the population difference.²⁰ We also assessed the probability that each antidepressant drug was the most efficacious regimen, the second best, the third best, and so on, by calculating the OR for each drug compared with an arbitrary common control group, and counting the proportion of iterations of the Markov chain in which each drug had the highest OR, the second highest, and so on. We ranked treatments in terms of acceptability with the same methods.

A key assumption behind multiple-treatments meta-analysis is that the analysed network is coherent—ie, that direct and indirect evidence on the same comparisons do not disagree beyond chance. To estimate incoherence, we calculated the ratio of odds ratios for indirect versus direct evidence whenever indirect estimates could be constructed with a single common comparator. We defined incoherence as the disagreement between direct and indirect evidence with a 95% CI excluding 1.

Finally, we looked at comparative efficacy among the 12 antidepressant drugs. We expressed these using fluoxetine as reference drug, because it was the first among these 12 antidepressants to be marketed in Europe and the USA, and it has been consistently used as reference drug among the different pair-wise comparisons.

We did sensitivity analyses according to the following variables: dose (including only studies within the therapeutic range) and imputation (including only studies without imputation). To investigate the effect of sponsorship on outcome estimate, we carried out a meta-regression analysis.

Role of the funding source

No drug manufacturing company was involved in the study design, data collection, data analysis, data interpretation, writing of the report, or in the decision to submit the report for publication. All authors saw and

	Number of studies	Number of patients	Efficacy		Acceptability	
			Response rate (responders/ total randomised)	OR (95% CI)	Dropout rate (dropouts/ total randomised)	OR (95% CI)
Bupropion vs						
Escitalopram	3	842	163/279 vs 172/287	0.93 (0.60–1.45)	105/417 vs 109/425	0.98 (0.72–1.34)
Fluoxetine	3	740	187/369 vs 206/371	0.82 (0.62–1.10)	134/369 vs 134/371	1.01 (0.75–1.36)
Paroxetine	2	240	34/48 vs 40/52	0.73 (0.30–1.79)	22/117 vs 26/123	0.86 (0.45–1.63)
Sertraline	3	727	237/364 vs 231/363	1.07 (0.79–1.45)	63/242 vs 82/237	0.66 (0.38–1.16)
Venlafaxine	3	1127	307/563 vs 329/564	0.85 (0.63–1.16)	150/563 vs 152/564	0.99 (0.76–1.31)
Citalopram vs						
Escitalopram	5	1604	319/622 vs 426/725	0.68 (0.53–0.87)	127/750 vs 141/854	1.17 (0.83–1.64)
Fluoxetine	3	740	216/364 vs 219/376	1.05 (0.77–1.43)	75/364 vs 68/376	1.17 (0.80–1.70)
Fluvoxamine	1	217	33/108 vs 31/109	1.11 (0.62–1.98)	22/108 vs 29/109	0.71 (0.37–1.33)
Mirtazapine	1	270	117/133 vs 116/137	1.32 (0.66–2.66)	8/133 vs 18/137	0.42 (0.18–1.01)
Paroxetine	1	406	77/199 vs 102/207	1.54 (1.04–2.28)	41/199 vs 43/207	1.01 (0.62–1.63)
Reboxetine	2	451	145/227 vs 110/224	1.72 (1.01–2.93)	51/227 vs 73/224	0.86 (0.22–3.46)
Sertraline	2	615	139/200 vs 136/200	0.93 (0.61–1.42)	60/307 vs 82/308	0.67 (0.46–0.98)
Venlafaxine	1	151	50/75 vs 49/76	1.10 (0.56–2.16)
Duloxetine vs						
Escitalopram	3	1120	260/562 vs 286/558	0.77 (0.52–1.13)	131/411 vs 87/414	1.93 (0.99–3.77)
Fluoxetine	1	103	32/70 vs 15/33	1.01 (0.44–2.32)	24/70 vs 12/33	0.91 (0.38–2.16)
Paroxetine	4	1095	398/736 vs 200/359	0.91 (0.61–1.35)	171/736 vs 90/359	0.91 (0.67–1.24)
Escitalopram vs						
Bupropion	3	842	172/287 vs 163/279	1.07 (0.69–1.67)	109/425 vs 105/417	1.02 (0.75–1.39)
Citalopram	5	1604	426/725 vs 319/622	1.47 (1.15–1.90)	141/854 vs 127/750	0.86 (0.61–1.20)
Duloxetine	3	1120	286/558 vs 260/562	1.30 (0.88–1.91)	87/414 vs 131/411	0.52 (0.26–1.01)
Fluoxetine	2	543	143/276 vs 126/267	1.23 (0.87–1.74)	66/276 vs 68/267	0.98 (0.37–2.56)
Paroxetine	2	784	274/398 vs 255/386	1.12 (0.76–1.65)	40/398 vs 50/386	0.75 (0.48–1.17)
Sertraline	2	489	144/243 vs 152/246	0.90 (0.62–1.30)	47/243 vs 40/246	1.24 (0.77–1.97)
Venlafaxine	2	495	172/249 vs 160/246	1.21 (0.69–2.11)	52/249 vs 56/246	0.90 (0.58–1.39)
Fluoxetine* vs						
Bupropion	3	740	206/371 vs 187/369	1.21 (0.91–1.62)	134/371 vs 134/369	0.99 (0.73–1.34)
Citalopram	3	740	219/376 vs 216/364	0.95 (0.70–1.29)	68/376 vs 75/364	0.86 (0.59–1.25)
Duloxetine	1	103	15/33 vs 32/70	0.99 (0.43–2.27)	12/33 vs 24/70	1.09 (0.46–2.60)
Escitalopram	2	543	126/267 vs 143/276	0.81 (0.57–1.15)	68/267 vs 66/276	1.02 (0.39–2.67)
Fluvoxamine	2	284	83/143 vs 83/141	0.97 (0.60–1.55)	28/143 vs 31/141	0.85 (0.48–1.52)
Milnacipran	3	560	106/224 vs 156/336	1.15 (0.72–1.85)	83/224 vs 138/336	0.98 (0.68–1.42)
Mirtazapine	5	622	176/316 vs 200/306	0.65 (0.45–0.93)	48/164 vs 50/159	0.92 (0.56–1.49)
Paroxetine*	13	2806	771/1287 vs 740/1277	1.01 (0.82–1.24)	447/1406 vs 468/1400	0.93 (0.79–1.09)
Reboxetine	4	764	204/387 vs 168/377	1.39 (0.93–2.09)	98/387 vs 126/377	0.68 (0.49–0.94)
Sertraline*	8	1352	344/666 vs 406/686	0.70 (0.56–0.88)	151/546 vs 135/568	1.25 (0.88–1.77)
Venlafaxine	12	2446	607/1126 vs 679/1116	0.74 (0.62–0.88)	290/1226 vs 302/1220	0.94 (0.78–1.13)

(Continues on next page)

(Continues on next page)

approved the final version of the manuscript. The corresponding author had full access to all the data in the study and had final responsibility for the decision to submit for publication.

Results

The electronic searches yielded 345 potentially relevant studies, of which 274 potentially eligible articles were analysed. We excluded 172 reports that did not meet

eligibility criteria (figure 1). We identified a further 15 unpublished trials eligible for our meta-analysis from pharmaceutical industry websites. Overall, we used 117 trials from 1991 to 2007 for the multiple-treatments meta-analysis.^{21–137} Most trials (63%) were carried out in North America and Europe (table 2). Overall, 25 928 individuals were randomly assigned to one of the 12 antidepressant drugs and were included in the multiple-treatments meta-analysis. About two-thirds of

	Number of studies	Number of patients	Efficacy		Acceptability	
			Response rate (responders/ total randomised)	OR (95% CI)	Dropout rate (dropouts/ total randomised)	OR (95% CI)
(Continued from previous page)						
Fluvoxamine vs						
Citalopram	1	217	31/109 vs 33/108	0.90 (0.50–1.62)	29/109 vs 22/108	1.42 (0.75–2.66)
Fluoxetine	2	284	83/141 vs 83/143	1.03 (0.64–1.66)	31/141 vs 28/143	1.17 (0.66–2.09)
Milnacipran	1	113	32/56 vs 40/57	0.57 (0.26–1.23)	17/56 vs 15/57	1.22 (0.54–2.77)
Mirtazapine	1	412	127/207 vs 132/205	0.88 (0.59–1.31)	41/207 vs 47/205	0.83 (0.52–1.33)
Paroxetine	3	281	72/143 vs 77/138	0.83 (0.51–1.34)	42/143 vs 38/138	1.08 (0.62–1.85)
Sertraline	2	185	48/89 vs 49/96	1.21 (0.53–2.75)	22/89 vs 12/96	1.47 (0.19–11.11)
Venlafaxine	1	111	14/34 vs 48/77	0.42 (0.19–0.96)	13/34 vs 18/77	2.03 (0.85–4.84)
Milnacipran vs						
Fluoxetine	3	560	156/336 vs 106/224	0.87 (0.54–1.39)	138/336 vs 83/224	1.02 (0.71–1.46)
Fluvoxamine	1	113	40/57 vs 32/56	1.76 (0.81–3.83)	15/57 vs 17/56	0.82 (0.36–1.86)
Paroxetine	1	302	74/149 vs 78/153	0.95 (0.60–1.49)	29/149 vs 33/153	0.88 (0.50–1.54)
Sertraline	1	53	4/27 vs 2/26	2.08 (0.35–12.5)	15/27 vs 11/26	1.70 (0.57–5.05)
Mirtazapine vs						
Citalopram	1	270	116/137 vs 117/133	0.76 (0.38–1.52)	18/137 vs 8/133	2.36 (0.99–5.65)
Fluoxetine	5	622	200/306 vs 176/316	1.55 (1.07–2.23)	50/159 vs 48/164	1.09 (0.67–1.78)
Fluvoxamine	1	412	132/205 vs 127/207	1.14 (0.76–1.70)	47/205 vs 41/207	1.20 (0.75–1.93)
Paroxetine	3	726	184/366 vs 160/360	1.27 (0.94–1.70)	99/366 vs 110/360	0.84 (0.60–1.16)
Sertraline	1	346	117/176 vs 114/170	0.97 (0.62–1.52)	41/176 vs 32/170	1.31 (0.78–2.20)
Venlafaxine	2	415	113/208 vs 91/207	1.53 (1.03–2.25)	57/208 vs 75/207	0.66 (0.44–1.01)
Paroxetine* vs						
Bupropion	2	240	40/52 vs 34/48	1.37 (0.56–3.36)	26/123 vs 22/117	1.16 (0.61–2.20)
Citalopram	1	406	77/199 vs 102/207	0.65 (0.44–0.96)	41/199 vs 43/207	0.99 (0.61–1.60)
Duloxetine	4	1095	200/359 vs 398/736	1.10 (0.74–1.63)	90/359 vs 171/736	1.10 (0.81–1.50)
Escitalopram	2	784	255/386 vs 274/398	0.89 (0.61–1.32)	50/386 vs 40/398	1.33 (0.85–2.07)
Fluoxetine*	13	2806	740/1277 vs 771/1287	0.99 (0.85–1.22)	468/1400 vs 447/1406	1.08 (0.92–1.26)
Fluvoxamine	3	281	77/138 vs 72/143	1.20 (0.74–1.96)	38/138 vs 42/143	0.93 (0.54–1.60)
Milnacipran	1	302	78/153 vs 74/149	1.05 (0.67–1.65)	33/153 vs 29/149	1.14 (0.65–1.99)
Mirtazapine	3	726	160/360 vs 184/366	0.79 (0.59–1.06)	110/360 vs 99/366	1.19 (0.86–1.65)
Sertraline*	4	664	204/325 vs 241/339	0.57 (0.30–1.07)	75/325 vs 69/339	1.47 (0.65–3.33)
Venlafaxine	1	361	105/178 vs 113/183	0.89 (0.58–1.36)	52/178 vs 47/183	1.19 (0.75–1.90)
Reboxetine vs						
Citalopram	2	451	110/224 vs 145/227	0.58 (0.34–0.99)	73/224 vs 51/227	1.16 (0.29–4.63)
Fluoxetine	4	764	168/377 vs 204/387	0.72 (0.48–1.08)	126/377 vs 98/387	1.47 (1.07–2.02)
Sertraline	1	48	16/25 vs 17/24	0.73 (0.22–2.43)	5/25 vs 3/24	1.75 (0.37–8.33)
Venlafaxine	1	107	32/57 vs 37/50	0.45 (0.20–1.02)	7/57 vs 7/50	0.86 (0.28–2.65)
(Continues on next page)						

(Continues on next page)

participants (64%) were women. 24595 were included in the efficacy analysis (111 studies) and 24693 in the acceptability analysis (112 studies). The mean duration of the studies was 8.1 weeks and the mean sample size was 109.8 participants per group (range 9–357), 62 trials having at least 100 participants per group. 85 studies were two-arm trials; 23 were three-arm trials involving two different active comparisons and placebo; seven were multi-arm trials involving two active compounds at various fixed dosages and placebo; and two were three-arm trials with three different active comparisons.^{61,62}

Only 14 studies (comparing all included antidepressants except fluvoxamine and milnacipran) had a follow-up longer than 12 weeks. We obtained supplementary information about outcome data from the investigators for 42 of the included studies. In terms of clinical characteristics, 53 studies (9321 participants) included individuals aged 65 years or younger (eight recruited only individuals older than 65, n=1583), and 87 were carried out in outpatient clinics (seven in primary care). The overall mean baseline score at study entry was 23.47 (SD 4.27) for HDRS-17, 25.72 (4.62) for HDRS-21,

	Number of studies	Number of patients	Efficacy		Acceptability	
			Response rate (responders/ total randomised)	OR (95% CI)	Dropout rate (dropouts/ total randomised)	OR (95% CI)
(Continued from previous page)						
Sertraline* vs						
Bupropion	3	727	231/363 vs 237/364	0.93 (0.69–1.27)	82/237 vs 63/242	1.51 (0.86–2.64)
Citalopram	2	615	139/200 vs 136/200	1.07 (0.70–1.64)	82/308 vs 60/307	1.49 (1.02–2.18)
Escitalopram	2	489	152/246 vs 144/243	1.12 (0.77–1.61)	40/246 vs 47/243	0.81 (0.51–1.29)
Fluoxetine*	8	1352	406/686 vs 344/666	1.42 (1.13–1.78)	135/568 vs 151/546	0.80 (0.56–1.14)
Fluvoxamine	2	185	49/96 vs 48/89	0.83 (0.36–1.88)	12/96 vs 22/89	0.68 (0.09–5.15)
Milnacipran	1	53	2/26 vs 4/27	0.48 (0.08–2.87)	11/26 vs 15/27	0.59 (0.20–1.74)
Mirtazapine	1	346	114/170 vs 117/176	1.03 (0.66–1.61)	32/170 vs 41/176	0.76 (0.45–1.28)
Paroxetine*	4	664	241/339 vs 204/325	1.76 (0.93–3.32)	69/339 vs 75/325	0.68 (0.30–1.54)
Reboxetine	1	48	17/24 vs 16/25	1.37 (0.41–4.54)	3/24 vs 5/25	0.57 (0.12–2.71)
Venlafaxine	5	611	177/303 vs 190/308	0.87 (0.59–1.29)	49/303 vs 70/308	0.56 (0.24–1.33)
Venlafaxine vs						
Bupropion	3	1127	329/564 vs 307/563	1.17 (0.86–1.59)	152/564 vs 150/563	1.00 (0.76–1.32)
Citalopram	1	151	49/76 vs 50/75	0.91 (0.46–1.78)
Escitalopram	2	495	160/246 vs 172/249	0.82 (0.47–1.44)	56/246 vs 52/249	1.12 (0.72–1.73)
Fluoxetine	12	2446	679/1116 vs 607/1126	1.36 (1.14–1.62)	302/1220 vs 290/1226	1.07 (0.88–1.29)
Fluvoxamine	1	111	48/77 vs 14/34	2.36 (1.04–5.38)	18/77 vs 13/34	0.49 (0.21–1.18)
Mirtazapine	2	415	91/207 vs 113/208	0.65 (0.44–0.97)	75/207 vs 57/208	1.50 (0.99–2.29)
Paroxetine	1	361	113/183 vs 105/178	1.12 (0.74–1.71)	47/183 vs 52/178	0.84 (0.53–1.33)
Reboxetine	1	107	37/50 vs 32/57	2.22 (0.98–5.05)	7/50 vs 7/57	1.16 (0.39–3.58)
Sertraline	5	611	190/308 vs 177/303	1.15 (0.78–1.69)	70/308 vs 49/303	1.78 (0.75–4.18)

OR=odds ratio. Vs=versus. CI=confidence interval. *Two three-arm studies comparing fluoxetine with paroxetine and sertraline were included in the systematic review.

Table 3: Response and dropout rates for efficacy and acceptability in meta-analyses of direct comparisons between each pair of antidepressants

and 30.09 (4.64) for MADRS. Most trials were rated as unclear according to our quality assessment and only 12 were rated as adequate. Figure 2 shows the network of eligible comparisons for the multiple-treatments meta-analysis. Of the 66 possible pair-wise comparisons between the 12 treatments, 42 have been studied directly in one or more trials for efficacy and 41 for acceptability.

We did direct comparisons (table 3), showing that efficacy favours escitalopram over citalopram; citalopram over reboxetine and paroxetine; mirtazapine over fluoxetine and venlafaxine; sertraline over fluoxetine; and venlafaxine over fluoxetine and fluvoxamine. These results arise from 42 independent analyses without adjustment for multiple testing (ie, about two CIs would be expected to exclude 1 by chance alone). For dropouts, fluoxetine was better tolerated than reboxetine, and citalopram than sertraline.

Overall, heterogeneity was moderate, although for most comparisons the 95% CI included values that showed very high or no heterogeneity, reflecting the small number of included studies for each pair-wise comparison. In the meta-analyses of direct comparisons, we found I^2 values higher than 75% for the comparisons citalopram and reboxetine ($I^2=85.0\%$), and escitalopram and fluoxetine ($I^2=82.7\%$). In both cases, only two studies were included in the meta-analysis.

Figure 3 summarises the results of the multiple-treatments meta-analysis. Escitalopram, mirtazapine, sertraline, and venlafaxine were significantly more efficacious than duloxetine, fluoxetine, fluvoxamine, paroxetine, and reboxetine (even though less clear benefits were noted with sertraline than with escitalopram, venlafaxine, and mirtazapine when comparing with duloxetine and fluvoxamine, with the credibility interval for OR slightly more than 1). Reboxetine was significantly less efficacious than all the other 11 antidepressants. These findings arise from 66 simultaneous comparisons and about three statistically significant findings might be expected by chance alone. In terms of acceptability, duloxetine and paroxetine were less well tolerated than escitalopram and sertraline; fluvoxamine less well tolerated than citalopram, escitalopram, and sertraline; venlafaxine less well tolerated than escitalopram; reboxetine less well tolerated than many other antidepressants, such as bupropion, citalopram, escitalopram, fluoxetine, and sertraline; and escitalopram and sertraline were better tolerated than duloxetine, fluvoxamine, paroxetine, and reboxetine (figure 3).

Mirtazapine, escitalopram, venlafaxine, and sertraline were more efficacious than fluoxetine, and fluoxetine was

	Efficacy (response rate) (95% CI)				Comparison	Acceptability (dropout rate) (95% CI)					
BUP	1.00 (0.78-1.28)	0.75 (0.55-1.01)	1.06 (0.86-1.32)	0.89 (0.74-1.08)	0.73 (0.53-1.00)	0.87 (0.58-1.24)	0.87 (0.66-1.14)	0.81 (0.65-1.00)	0.62 (0.45-0.86)	1.01 (0.82-1.27)	0.84 (0.68-1.02)
0.98 (0.78-1.23)	CIT	0.75 (0.55-1.02)	1.07 (0.86-1.31)	0.90 (0.73-1.09)	0.73 (0.54-0.99)	0.87 (0.60-1.24)	0.87 (0.66-1.15)	0.81 (0.65-1.01)	0.62 (0.45-0.84)	1.02 (0.81-1.28)	0.84 (0.67-1.06)
1.09 (0.83-1.43)	1.12 (0.87-1.44)	DUL	1.43 (1.09-1.85)	1.19 (0.91-1.57)	0.98 (0.67-1.41)	1.16 (0.77-1.73)	1.16 (0.83-1.61)	1.08 (0.84-1.40)	0.83 (0.57-1.22)	1.36 (1.01-1.83)	1.12 (0.84-1.50)
0.82 (0.67-1.01)	0.84 (0.70-1.01)	0.75 (0.60-0.93)	ESC	0.84 (0.70-1.01)	0.69 (0.50-0.94)	0.81 (0.55-1.15)	0.81 (0.62-1.07)	0.76 (0.62-0.93)	0.58 (0.43-0.81)	0.95 (0.77-1.19)	0.78 (0.64-0.97)
1.08 (0.90-1.29)	1.10 (0.93-1.31)	0.99 (0.79-1.24)	1.32 (1.12-1.55)	FLU	0.82 (0.62-1.07)	0.97 (0.69-1.32)	0.97 (0.77-1.21)	0.91 (0.79-1.05)	0.70 (0.53-0.92)	1.14 (0.96-1.36)	0.94 (0.81-1.09)
1.10 (0.83-1.47)	1.13 (0.86-1.47)	1.01 (0.74-1.38)	1.35 (1.02-1.76)	1.02 (0.81-1.30)	FVX	1.18 (0.76-1.75)	1.18 (0.87-1.61)	1.10 (0.84-1.47)	0.85 (0.57-1.26)	1.38 (1.03-1.89)	1.14 (0.86-1.54)
1.07 (0.77-1.48)	1.09 (0.78-1.50)	0.97 (0.69-1.38)	1.30 (0.95-1.78)	0.99 (0.74-1.31)	0.97 (0.68-1.37)	MIL	0.99 (0.69-1.53)	0.94 (0.68-1.31)	0.72 (0.48-1.10)	1.17 (0.84-1.72)	0.97 (0.69-1.40)
0.79 (0.72-1.00)	0.80 (0.63-1.01)	0.72 (0.54-0.94)	0.96 (0.76-1.19)	0.73 (0.60-0.88)	0.71 (0.55-0.92)	0.74 (0.53-1.01)	MIR	0.93 (0.75-1.17)	0.72 (0.51-1.03)	1.17 (0.91-1.51)	0.97 (0.76-1.23)
1.06 (0.87-1.30)	1.08 (0.90-1.30)	0.97 (0.78-1.20)	1.30 (1.10-1.53)	0.98 (0.86-1.12)	0.96 (0.76-1.23)	1.00 (0.74-1.33)	1.35 (1.11-1.64)	PAR	0.77 (0.56-1.05)	1.25 (1.04-1.52)	1.03 (0.86-1.24)
1.60 (1.20-2.16)	1.63 (1.25-2.14)	1.46 (1.05-2.02)	1.95 (1.47-2.59)	1.48 (1.16-1.90)	1.45 (1.03-2.02)	1.50 (1.03-2.18)	2.03 (1.52-2.78)	1.50 (1.16-1.98)	REB	1.63 (1.19-2.24)	1.34 (0.99-1.83)
0.87 (0.72-1.05)	0.88 (0.72-1.07)	0.79 (0.62-1.01)	1.06 (0.88-1.27)	0.80 (0.69-0.93)	0.79 (0.61-1.01)	0.81 (0.60-1.11)	1.10 (0.90-1.36)	0.82 (0.69-0.96)	0.54 (0.41-0.71)	SER	0.82 (0.67-1.00)
0.85 (0.70-1.01)	0.86 (0.71-1.05)	0.77 (0.60-0.99)	1.03 (0.86-1.24)	0.78 (0.68-0.90)	0.77 (0.59-0.99)	0.79 (0.58-1.08)	1.08 (0.87-1.33)	0.79 (0.67-0.94)	0.53 (0.40-0.69)	0.98 (0.82-1.16)	VEN

Figure 3: Efficacy and acceptability of the 12 antidepressants

Drugs are reported in alphabetical order. Results are the ORs in the column-defining treatment compared with the ORs in the row-defining treatment. For efficacy, ORs higher than 1 favour the column-defining treatment (ie, the first in alphabetical order). For acceptability, ORs lower than 1 favour the first drug in alphabetical order. To obtain ORs for comparisons in the opposite direction, reciprocals should be taken (eg, the OR for FLU compared with CIT is 1/1.10=0.91). Significant results are in bold and underscored. BUP=bupropion. CIT=citalopram. DUL=duloxetine. ESC=escitalopram. FLU=fluoxetine. FVX=fluvoxamine. MIL=milnacipran. MIR=mirtazapine. PAR=paroxetine. REB=reboxetine. SER=sertraline. VEN=venlafaxine. MTM=multiple-treatments meta-analysis. OR=Odds ratio. CI=credibility interval.

more efficacious than reboxetine (table 4). In terms of acceptability, fluoxetine was better than reboxetine (table 4).

Analysis indicated statistical incoherence in three out of 70 comparisons of direct with indirect evidence for response rate (paroxetine–citalopram–escitalopram; fluvoxamine–venlafaxine–mirtazapine; and sertraline–fluoxetine–bupropion) and three out of 63 comparisons for dropout rate (sertraline–citalopram–escitalopram; fluvoxamine–venlafaxine–mirtazapine; and sertraline–citalopram–fluoxetine). These numbers are compatible with chance because about six significant findings would

be expected out of 133 statistical tests. Data extraction and data entering were correct, and we could not identify any important variable that differed across comparisons in those loops; however, the number of included studies was small.

Exclusion of studies with any treatment dosage outside the defined therapeutic range and without imputed data resulted in 109 and 90 trials, respectively. The multiple-treatments meta-analysis model was refitted accordingly and no differences in conclusions were observed in either set of ORs.

Figure 4 shows the distribution of probabilities of each treatment being ranked at each of the possible 12 positions. Mirtazapine, escitalopram, venlafaxine, and sertraline were among the most efficacious treatments, and escitalopram, sertraline, bupropion, and citalopram were better tolerated than the other remaining antidepressants (figure 4). The cumulative probabilities of being among the four most efficacious treatments were: mirtazapine (24.4%), escitalopram (23.7%), venlafaxine (22.3%), sertraline (20.3%), citalopram (3.4%), milnacipran (2.7%), bupropion (2.0%), duloxetine (0.9%), fluvoxamine (0.7%), paroxetine (0.1%), fluoxetine (0.0%), and reboxetine (0.0%). The cumulative probabilities of being among the four best treatments in terms of acceptability were: escitalopram (27.6%), sertraline (21.3%), bupropion (19.3%), citalopram (18.7%), milnacipran (7.1%), mirtazapine (4.4%), fluoxetine (3.4%), venlafaxine (0.9%), duloxetine (0.7%), fluvoxamine (0.4%), paroxetine (0.2%), and reboxetine (0.1%).

	Efficacy (response rate) OR (95% CI)	Acceptability (dropout rate) OR (95% CI)
Bupropion	0.93 (0.77-1.11)	1.12 (0.92-1.36)
Citalopram	0.91 (0.76-1.08)	1.11 (0.91-1.37)
Duloxetine	1.01 (0.81-1.27)	0.84 (0.64-1.10)
Escitalopram	0.76 (0.65-0.89)*	1.19 (0.99-1.44)
Fluvoxamine	1.02 (0.81-1.30)	0.82 (0.62-1.07)
Milnacipran	0.99 (0.74-1.31)	0.97 (0.69-1.32)
Mirtazapine	0.73 (0.60-0.88)*	0.97 (0.77-1.21)
Paroxetine	0.98 (0.86-1.12)	0.91 (0.79-1.05)
Reboxetine	1.48 (1.16-1.90)*	0.70 (0.53-0.92)*
Sertraline	0.80 (0.69-0.93)*	1.14 (0.96-1.36)
Venlafaxine	0.78 (0.68-0.90)*	0.94 (0.81-1.09)

OR=odds ratio. CI=credibility interval. *p<0.05. For efficacy, OR higher than 1 favours fluoxetine. For acceptability, OR lower than 1 favours fluoxetine.

Table 4: Efficacy and acceptability using fluoxetine as reference compound

In a meta-regression analysis to assess potential sponsorship bias, ORs and final rankings did not substantially change. The cumulative probability of being among the four best treatments became slightly smaller for those drugs in trials which were sponsored by the marketing company, with the comparators moving up the ranking slightly.

Discussion

Our analysis was based on 117 studies including 25 928 individuals randomly assigned to 12 different new-generation antidepressants. Our findings might help to choose among new-generation antidepressants for acute treatment of major depression. Some antidepressants differed both statistically and clinically. In terms of response, mirtazapine, escitalopram, venlafaxine, and sertraline were more efficacious than duloxetine, fluoxetine, fluvoxamine, paroxetine, and reboxetine. In terms of acceptability, escitalopram, sertraline, citalopram, and bupropion were better tolerated than other new-generation antidepressants. These results indicate that two of the most efficacious treatments (mirtazapine and venlafaxine) might not be the best for overall acceptability.

Here, we did not investigate important outcomes, such as side-effects, toxic effects, discontinuation symptoms, and social functioning. However, the most important

clinical implication of the results is that escitalopram and sertraline might be the best choice when starting a treatment for moderate to severe major depression because they have the best possible balance between efficacy and acceptability.

We did not do a formal cost-effectiveness analysis; however, because some new antidepressants are now off patent and available in generic form, their acquisition cost is reduced. Indeed, only two of the 12 antidepressants (escitalopram and duloxetine) are still on patent in the USA and in Europe. Sertraline seems to be better than escitalopram because of its lower cost in most countries. However, in the absence of a full economic model, this recommendation cannot be made unequivocally because several other costs are associated with the use of antidepressants.¹³⁸

Reboxetine, fluvoxamine, paroxetine, and duloxetine were the least efficacious and acceptable drugs, making them less favourable options when prescribing an acute treatment for major depression. Furthermore, in terms of acceptability, reboxetine was the least tolerated agent among the 12 antidepressants and was significantly less effective than all the other 11 drugs. Therefore, reboxetine should not be used as a routine first-line acute treatment for major depression.

Findings from this analysis apply only to acute-phase treatment (8 weeks) of depression. Clinicians need to

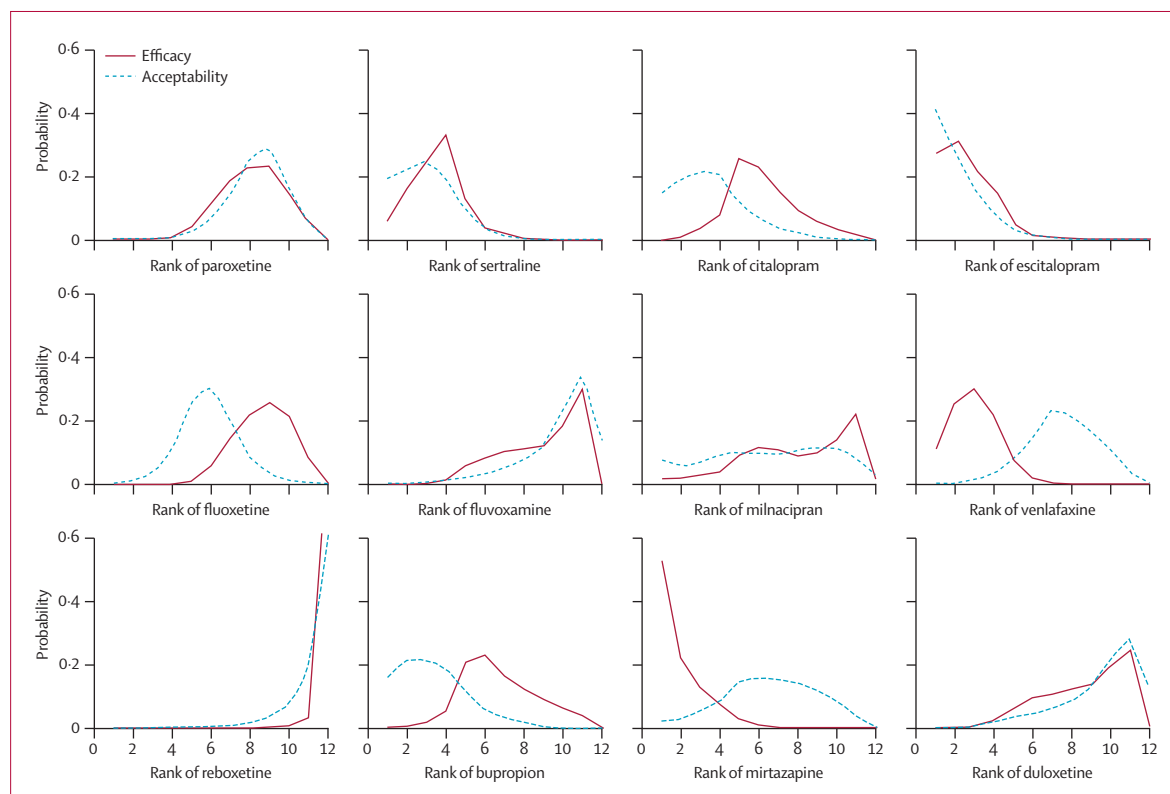


Figure 4: Ranking for efficacy (solid line) and acceptability (dotted line)

Ranking indicates the probability to be the best treatment, the second best, the third best, and so on, among the 12 antidepressants.

know whether (and to what extent) treatments work within a clinically reasonable period. Clinically, the assessment of efficacy after 6 weeks of treatment or after 16–24 weeks or more might lead to wide differences in treatment outcome. In many systematic reviews, the ability to provide valid estimates of treatment effect is limited because trials with different durations of follow-up have been combined.¹³⁹ A systematic review of clinical-trial data¹⁴⁰ that investigated early response to antidepressants employed a common definition of early response across all included studies. Apart from this study, however, no systematic review has investigated the comparative efficacy of antidepressants in individuals with major depression employing a common definition of acute response that includes a predefined follow-up duration.

Most trials included in our analysis did not report adequate information about randomisation and allocation concealment, and this might undermine the validity of overall findings. Nonetheless, all studies on antidepressants included in this meta-analysis were very similar in terms of design and conduct, and the scant information in terms of quality assessment could be more an issue of reporting in the text than real defects in study design, as it has been commonly found in other systematic reviews.¹⁴¹

Evidence exists of presence of sponsorship bias (ie, the bias associated with the commercial interests of industrial sponsors) in medicine,¹⁴² and there is concern about the potential effect of financial interests on medical publications. Because most studies comparing the newest antidepressants (mirtazapine, escitalopram, bupropion, and duloxetine) were done by the pharmaceutical companies marketing these compounds, this might be a source of bias.¹⁴³ Some discrepancies existed between some of the results of the multiple-treatments meta-analysis and those in the direct comparisons (escitalopram *vs* citalopram and mirtazapine *vs* venlafaxine). These findings emphasise a potential advantage of this analysis that incorporates indirect and direct comparisons, decreasing the risk for possible sponsorship bias. However, limitations of the primary trials and potential confounders (such as dose issues) can affect the validity of the findings. Readers cannot fully appreciate the meaning of a study without acknowledging the biases in the design and interpretation that can arise when a sponsor might benefit from a study publication.¹⁴⁴ Such associations should be made clear to let anyone judge the relevance of findings.

Placebo-controlled trials are required to adequately assess the efficacy of novel antidepressant drugs.¹⁴⁵ In both the USA and Europe, regulatory authorities require placebo-controlled studies for marketing authorisation. The selective publication of placebo-controlled antidepressant trials and its effect on apparent efficacy is well recognised¹⁴⁶ and there is currently controversy on this topic.¹⁴⁷ Placebo-controlled trials are mainly designed for regulatory approval purposes; to meet both ethical and safety requirements, they tend to recruit patients

with a mild form of disease.¹⁴⁸ Although placebo-controlled trials can be efficient because they need smaller sample sizes than non-placebo-controlled trials, difficulties in carrying out these trials when effective treatments are known to exist can introduce artifacts into clinical trials.¹⁴⁹

Response to placebo across antidepressant trials has been shown to vary and has clearly increased in the past two decades, with a similar increase occurring in the fraction of patients responding to active medication as well.¹⁵⁰ The issue of changes in trial outcomes over time is still under debate;¹⁵¹ however, the change in placebo response does not seem to be directly explained by changes in study characteristics.¹⁵⁰ Inflation of baseline severity, for example, is likely to be a cause for the temporal rise in placebo response rates, which increases the proportion of failed trials.¹⁵⁰ As placebo-controlled trials of antidepressants become increasingly difficult to do, it is perhaps time to reconsider the standard requirements. Our analysis suggests that sertraline is better than other new-generation drugs in terms of efficacy and acceptability, and could be used as a standard comparator in phase III and also in pragmatic (or effectiveness) trials to increase the real-world applicability of the results. Although the sample-size requirements might be larger than in the ideal placebo-controlled trial, the increased real-world applicability of the results would, in our opinion, offset this disadvantage. Furthermore, the need of new treatments to show either greater efficacy or acceptability than an existing standard therapy would serve as a disincentive to the development of me-too agents that offer little to patients other than increased costs.

Contributors

AC, CB, TAF, RC, and JRG conceived and designed the meta-analysis, and GS and JPTH provided supervision. AC, CB, AN, TAF, IMO, NW, and HM identified and acquired reports of trials, and extracted data. AC, AN, IMO, NW, and HM contacted authors of trials and pharmaceutical industries for additional information. AC, CB, TAF, JRG, GS, and JPTH analysed and interpreted the data. GS and JPTH provided statistical advice and input. RC, AN, IMO, NW, MT, and HM contributed to the interpretation of the data. AC drafted the manuscript. CB, JRG, TAF, GS, JPTH, and MT critically reviewed the manuscript.

Conflict of interest statement

JRG has received research funding from GlaxoSmithKline, Sanofi-Aventis, the UK Department of Health and Medical Research Council, the Stanley Medical Research Institute, and advisory committee payments from Bristol Myers Squibb. TAF has received research funds and speaking fees from Asahi Kasei, Astellas, Dai-Nippon Sumitomo, Eisai, Eli Lilly, GlaxoSmithKline, Janssen, Kyowa Hakkō, Meiji, Nikken Kagaku, Organon, Otsuka, Pfizer, and Yoshitomi. The Japanese Ministry of Education, Science and Technology, and the Japanese Ministry of Health, Labour and Welfare have also funded TAF's research. NW has received speaking fees from GlaxoSmithKline for evidence-based medicine. JPTH has received fees for consultancy from Roche and for teaching from Novartis. All other authors declare that they have no conflict of interest.

Acknowledgments

We thank the Fondazione Cariverona, who provided a 3-year grant to the WHO Collaborating Centre for Research and Training in Mental Health and Service Organisation at the University of Verona, directed by MT.

References

- 1 Ward S, Lloyd Jones M, Pandor A, et al. A systematic review and economic evaluation of statins for the prevention of coronary events. *Health Technol Assess* 2007; **11**: 1–160.
- 2 National Institute for Clinical Excellence (NICE). Depression: management of depression in primary and secondary care. London: National Institute for Clinical Excellence, 2007. <http://guidance.nice.org.uk/CG23> (accessed Dec 19, 2008).
- 3 Puech A, Montgomery SA, Prost JF, Solles A, Briley M. Milnacipran, a new serotonin and noradrenaline reuptake inhibitor: an overview of its antidepressant activity and clinical tolerability. *Intern Clin Psychopharmacol* 1997; **12**: 99–108.
- 4 Smith D, Dempster C, Glanville, et al. Efficacy and tolerability of venlafaxine compared with selective serotonin reuptake inhibitors and other antidepressants: a meta-analysis. *Br J Psychiatry* 2002; **180**: 396–404.
- 5 Hansen AR, Gartlehner G, Lohr KN, Gaynes BN, Carey TS. Efficacy and safety of second-generation antidepressants in the treatment of major depressive disorder. *Ann Intern Med* 2005; **143**: 415–26.
- 6 Cipriani A, Barbui C, Brambilla P, Furukawa TA, Hotopf M, Geddes JR. Are all antidepressants really the same? The case of fluoxetine: a systematic review. *J Clin Psychiatry* 2006; **67**: 850–64.
- 7 Papakostas GI, Thase ME, Fava M, Nelson JC, Shelton RC. Are antidepressant drugs that combine serotonergic and noradrenergic mechanisms of action more effective than the selective serotonin reuptake inhibitors in treating major depressive disorder? A meta-analysis of studies of newer agents. *Biol Psychiatry* 2007; **62**: 1217–27.
- 8 Gartlehner G, Hansen RA, Thieda P, et al. Comparative effectiveness of second-generation antidepressants in the pharmacologic treatment of adult depression. Comparative effectiveness review no 7. Rockville, MD: Agency for Healthcare Research and Quality, 2007. <http://www.effectivehealthcare.ahrq.gov/reports/final.cfm> (accessed Dec 19, 2008).
- 9 Nemeroff CB, Entsuah R, Benattia I, Demitrack M, Sloan DM, Thase ME. Comprehensive analysis of remission (COMPARE) with venlafaxine versus SSRIs. *Biol Psychiatry* 2008; **63**: 424–34.
- 10 Salanti G, Higgins JP, Ades A, Ioannidis JP. Evaluation of networks of randomized trials. *Stat Methods Med Res* 2008; **17**: 279–301.
- 11 Ades AE, Sculpher M, Sutton A, et al. Bayesian methods for evidence synthesis in cost-effectiveness analysis. *Pharmacoeconomics* 2006; **24**: 1–19.
- 12 National Institute for Clinical Excellence (NICE). Antenatal and postnatal mental health. The NICE guideline on clinical management and service guidance. London: National Institute for Clinical Excellence, 2007. <http://www.nice.org.uk/nicemedia/pdf/CG45fullguideline.pdf> (accessed Dec 19, 2008).
- 13 Higgins JPT, Green S, eds. Cochrane Handbook for Systematic Reviews of Interventions 4.2.6. In: The Cochrane Library, issue 4. Chichester, UK: John Wiley & Sons, 2006.
- 14 Bauer M, Whybrow PC, Angst J, Versiani M, Moller HJ. World Federation of Societies Biological Psychiatry Task Force on Treatment Guidelines for Unipolar Depressive Disorders. World Federation of Societies of Biological Psychiatry (WFSBP) Guidelines for Biological Treatment of Unipolar Depressive Disorders. Part 1: acute and continuation treatment of major depressive disorder. *World J Biol Psychiatry* 2002; **3**: 5–43.
- 15 Guyatt GH, Juniper EF, Walter SD, et al. Interpreting treatment effects in randomised trials. *BMJ* 1998; **316**: 690–93.
- 16 Furukawa TA, Cipriani A, Barbui C, Brambilla P, Watanabe N. Imputing response rates from means and standard deviations in meta-analysis. *Int Clin Psychopharm* 2005; **20**: 49–52.
- 17 Cipriani A, Nossè M, Barbui C. What is a risk ratio? *Epidemiol Psychiatr Soc* 2007; **16**: 20–21.
- 18 DerSimonian R, Laird N. Meta-analysis in clinical trials. *Control Clin Trials* 1986; **7**: 177–88.
- 19 Higgins JP, Thompson SG, Deeks JJ, Altman DG. Measuring inconsistency in meta-analyses. *BMJ* 2003; **327**: 557–60.
- 20 Sterne JA, Davey Smith G. Sifting the evidence—what's wrong with significance tests? *BMJ* 2001; **322**: 226–31.
- 21 Aberg-Wistedt A, Agren H, Ekselius L, Bengtson F, Akerblad AC. Sertraline versus paroxetine in major depression: clinical outcome after six months of continuous therapy. *J Clin Psychopharm* 2000; **20**: 645–52.
- 22 Aguglia E, Casacchia M, Cassano GB, et al. Double-blind study of the efficacy and safety of sertraline versus fluoxetine in major depression. *Int Clin Psychopharm* 1993; **8**: 197–202.
- 23 Akkaya C, Sivrioglu Y, Sarandol A, Kirli S. Comparison of venlafaxine XR and reboxetine in terms of efficacy and safety in major depressive disorder. *Yeni Symposium* 2003; **41**: 170–77.
- 24 Allard P, Gram L, Timdahl K, Behnke K, Hanson M, Sogaard J. Efficacy and tolerability of venlafaxine in geriatric outpatients with major depression: a double-blind, randomised 6-month comparative trial with citalopram. *Int J Geriatr Psychiatry* 2004; **19**: 1123–30.
- 25 Alves C, Cachola I, Brandao J. Efficacy and tolerability of venlafaxine and fluoxetine in outpatients with major depression. *Prim Care Psychiatry* 1999; **5**: 57–63.
- 26 Amini H, Aghayan S, Jalili SA, Akhondzadeh S, Yahyazadeh O, Pakravan-Nejad M. Comparison of mirtazapine and fluoxetine in the treatment of major depressive disorder: a double-blind, randomized trial. *J Clin Pharm Ther* 2005; **30**: 133–38.
- 27 Andreoli V, Caillard V, Deo RS, Rybakowski JK, Versiani M. Reboxetine, a new noradrenaline selective antidepressant, is at least as effective as fluoxetine in the treatment of depression. *J Clin Psychopharm* 2002; **22**: 393–99.
- 28 Ansseau M, Gabriels A, Loyens J, et al. Controlled comparison of paroxetine and fluvoxamine in major depression. *Hum Psychopharm* 1994; **9**: 329–36.
- 29 Ansseau M, Papart P, Troisfontaines B, et al. Controlled comparison of milnacipran and fluoxetine in major depression. *Psychopharmacology (Berl)* 1994; **114**: 131–77.
- 30 Baldwin DS, Cooper JA, Huusom AK, Hindmarch I. A double-blind, randomized, parallel-group, flexible-dose study to evaluate the tolerability, efficacy and effects of treatment discontinuation with escitalopram and paroxetine in patients with major depressive disorder. *Int Clin Psychopharmacol* 2006; **21**: 159–69.
- 31 Behnke K, Sogaard J, Martin S, et al. Mirtazapine orally disintegrating tablet versus sertraline: a prospective onset of action study. *J Clin Psychopharm* 2003; **23**: 358–64.
- 32 Benkert O, Szegedi A, Kohnen R. Mirtazapine compared with paroxetine in major depression. *J Clin Psychiatry* 2000; **61**: 656–63.
- 33 Benkert O, Szegedi A, Philipp M, et al. Mirtazapine orally disintegrating tablets versus venlafaxine extended release: a double-blind, randomized multicenter trial comparing the onset of antidepressant response in patients with major depressive disorder. *J Clin Psychopharmacol* 2006; **26**: 75–78.
- 34 Bennie EH, Mullin JM, Martindale JJ. A double-blind multicenter trial comparing sertraline and fluoxetine in outpatients with major depression. *J Clin Psychiatry* 1995; **56**: 229–37.
- 35 Berlanga C, Flores-Ramos M. Different gender response to serotonergic and noradrenergic antidepressants. A comparative study of the efficacy of citalopram and reboxetine. *J Affect Disord* 2006; **95**: 119–23.
- 36 Bielski RJ, Ventura D, Chang CC. A double-blind comparison of escitalopram and venlafaxine extended release in the treatment of major depressive disorder. *J Clin Psychiatry* 2004; **65**: 1190–96.
- 37 Bougerol T, Scotto JC, Patris M. Citalopram and fluoxetine in major depression: comparison of two clinical trials in a psychiatrist setting and in general practice. *Clin Drug Investigation* 2000; **14**: 77–89.
- 38 Boulenger JP, Huusom AK, Florea I, Baekdal T, Sarchiapone M. A comparative study for the efficacy of long-term treatment with escitalopram and paroxetine in severely depressed patients. *Curr Med Res Opin* 2006; **22**: 1331–41.
- 39 Burke WJ, Gergel I, Bose A. Fixed-dose trial of the single isomer SSRI escitalopram in depressed outpatients. *J Clin Psychiatry* 2002; **63**: 331–36.
- 40 Chen ZM, Zhang JH, Li ZW, Zhang HM. Venlafaxine vs imipramine, sertraline in treating depression. *Chinese J New Drugs Clin Remed* 2001; **20**: 109–11.
- 41 Chouinard G, Saxena B, Belanger MC. A Canadian multicenter, double-blind study of paroxetine and fluoxetine in major depressive disorder. *J Affect Disord* 1999; **54**: 39–48.
- 42 Clayton AH, Zajecka J, Ferguson JM, Filipiak-Reisner JK, Brown MT, Schwartz GE. Lack of sexual dysfunction with the selective noradrenaline reuptake inhibitor reboxetine during treatment for major depressive disorder. *Int Clin Psychopharmacol* 2003; **18**: 151–56.

- 43 Clayton A, Wightman D, Horrigan JP, Modell JG, Richard NE, Krishen A. A comparison of the effects on sexual functioning of bupropion XL, escitalopram and placebo in outpatients with major depression. San Diego, CA: 17th Annual US Psychiatric and Mental Health Congress, Nov 18–21, 2004. Abstract no 105.
- 44 Clayton AH, Croft H, Horrigan JP, et al. Bupropion XL compared with escitalopram: effects on sexual functioning and antidepressant efficacy in two randomized, double-blind, placebo controlled studies. *J Clin Psychiatry* 2006; **67**: 736–46.
- 45 Clerc GE, Ruimy P, Verdeau Palles J. A double-blind comparison of venlafaxine and fluoxetine in patients hospitalized for major depression and melancholia. The Venlafaxine French Inpatient Study Group. *Int Clin Psychopharmacol* 1994; **9**: 139–43.
- 46 Clerc G, Assicot M, Bouchard JM, et al. Antidepressant efficacy and tolerability of milnacipran, a dual serotonin and noradrenaline reuptake inhibitor: a comparison with fluvoxamine. *Int Clin Psychopharmacol* 2001; **16**: 145–51.
- 47 Coleman CC, Cunningham LA, Foster VJ, et al. Sexual dysfunction associated with the treatment of depression: a placebo-controlled comparison of bupropion sustained release and sertraline treatment. *Ann Clin Psychiatry* 1999; **11**: 205–15.
- 48 Coleman CC, King BR, Bolden-Watson C, et al. A placebo-controlled comparison of the effects on sexual functioning of bupropion sustained release and fluoxetine. *Clin Ther* 2001; **23**: 1040–58.
- 49 Colonna L, Andersen HF, Reines EH. A randomized, double-blind, 24-week study of escitalopram (10 mg/day) versus citalopram (20 mg/day) in primary care patients with major depressive disorder. *Curr Med Res Opin* 2005; **21**: 1659–68.
- 50 Costa e Silva J. Randomized, double-blind comparison of venlafaxine and fluoxetine in outpatients with major depression. *J Clin Psychiatry* 1998; **59**: 352–57.
- 51 Croft H, Settle E Jr, Houser T, Batey SR, Donahue RMJ, Ascher JA. A placebo-controlled comparison of the antidepressant efficacy and effects on sexual functioning of sustained-release bupropion and sertraline. *Clin Ther* 1999; **21**: 643–58.
- 52 Dalery J, Honig A. Fluvoxamine versus fluoxetine in major depressive episode: a double-blind randomised comparison. *Hum Psychopharm* 2003; **18**: 379–84.
- 53 Detke MJ, Wiltse CG, Mallinckrodt CH, McNamara RK, Demitrack MA, Bitter I. Duloxetine in the acute and long-term treatment of major depressive disorder: a placebo- and paroxetine-controlled trial. *Eur Neuropsychopharmacol* 2004; **14**: 457–70.
- 54 De Nayer A, Geerts S, Ruelens L. Venlafaxine compared with fluoxetine in outpatients with depression and concomitant anxiety. *Int J Neuropsychopharmacol* 2002; **5**: 115–20.
- 55 De Wilde J, Spiers R, Mertens C, et al. A double-blind, comparative, multicentre study comparing paroxetine with fluoxetine in depressed patients. *Acta Psychiatr Scand* 1993; **87**: 141–45.
- 56 Diaz Martinez A, Benassinni O, Ontiveros A. A randomized, open-label comparison of venlafaxine and fluoxetine in depressed outpatients. *Clin Ther* 1998; **20**: 467–76.
- 57 Dierick M, Ravizza L, Realini R. A double-blind comparison of venlafaxine and fluoxetine for treatment of major depression in outpatients. *Prog Neuropsychopharmacol Biol Psychiatry* 1996; **20**: 57–71.
- 58 Eker SS, Akkaya C, Akgoz S, Sarandol A, Kirli S. Comparison of reboxetine and sertraline in terms of efficacy and safety in major depressive disorder. *Turk Psikiyatri Derg* 2005; **16**: 153–63.
- 59 Ekselius L, von Knorring L, Eberhard G. A double-blind multicenter trial comparing sertraline and citalopram in patients with major depression treated in general-practice. *Int Clin Psychopharm* 1997; **12**: 323–31.
- 60 Fava M, Amsterdam JD, Deltito JA. A double-blind study of paroxetine, fluoxetine, and placebo in outpatients with major depression. *Ann Clin Psychiatry* 1998; **10**: 145–50.
- 61 Fava M, Rosenbaum JF, Hoog SL, Tepner RG, Kopp JB, Nilsson ME. Fluoxetine versus sertraline and paroxetine in major depression: tolerability and efficacy in anxious depression. *J Affect Disord* 2000; **59**: 119–26.
- 62 Fava M, Hoog SL, Judge RA, Kopp JB, Nilsson ME, Gonzales JS. Acute efficacy of fluoxetine versus sertraline and paroxetine in major depressive disorder including effects of baseline insomnia. *J Clin Psychopharmacol* 2002; **22**: 137–47.
- 63 Feighner JP, Gardner EA, Johnston JA. Double-blind comparison of bupropion and fluoxetine in depressed outpatients. *J Clin Psychiatry* 1991; **52**: 329–35.
- 64 Gagliano CA. A double blind comparison of paroxetine and fluoxetine in patients with major depression. *Br J Clin Res* 1993; **4**: 145–52.
- 65 Goldstein DJ, Mallinckrodt C, Lu Y, Demitrack MA. Duloxetine in the treatment of major depressive disorder: a double-blind clinical trial. *J Clin Psychiatry* 2002; **63**: 225–31.
- 66 Goldstein DJ, Lu Y, Detke MJ, Wiltse C, Mallinckrodt C, Demitrack MA. Duloxetine in the treatment of depression: a double-blind placebo-controlled comparison with paroxetine. *J Clin Psychopharmacol* 2004; **24**: 389–99.
- 67 Guelfi JD, Ansseau M, Corruble E, et al. A double-blind comparison of the efficacy and safety of milnacipran and fluoxetine in depressed inpatients. *Int Clin Psychopharmacol* 1998; **13**: 121–28.
- 68 Guelfi JD, Ansseau M, Timmerman L, Korsgaard S. Mirtazapine versus venlafaxine in hospitalized severely depressed patients with melancholic features. *J Clin Psychopharmacol* 2001; **21**: 425–31.
- 69 Hackett D, Salinas E, Desmet A. Efficacy and safety of venlafaxine vs. fluvoxamine in outpatients with major depression. Paris, France: 11th European College of Neuropsychopharmacology Congress; Oct 31, to Nov 4.
- 70 Haffmans PM, Timmerman L, Hoogduin C. Efficacy and tolerability of citalopram in comparison with fluvoxamine in depressed outpatients: a double-blind, multicentre study. The lucifer group. *Int Clin Psychopharmacol* 1996; **11**: 157–64.
- 71 Hong CJ, Hu WH, Chen CC, Hsiao CC, Tsai SJ, Ruwe FJ. A double-blind, randomized, group-comparative study of the tolerability and efficacy of 6 weeks' treatment with mirtazapine or fluoxetine in depressed Chinese patients. *J Clin Psychiatry* 2003; **64**: 921–26.
- 72 Kasper S, de Swart H, Friis Andersen H. Escitalopram in the treatment of depressed elderly patients. *Am J Geriatr Psychiatry* 2005; **13**: 884–91.
- 73 Kato M, Fukuda T, Wakeno M, et al. Effects of the serotonin type 2A, 3A and 3B receptor and the serotonin transporter genes on paroxetine and fluvoxamine efficacy and adverse drug reactions in depressed Japanese patients. *Neuropsychobiology* 2006; **53**: 186–95.
- 74 Kavoussi RJ, Segreaves RT, Hughes AR, Ascher JA, Johnston JA. Double-blind comparison of bupropion sustained release and sertraline in depressed outpatients. *J Clin Psychiatry* 1997; **58**: 532–37.
- 75 Khan A, Bose A, Alexopoulos GS, Gommoll C, Li D, Gandhi C. Double-blind comparison of escitalopram and duloxetine in the acute treatment of major depressive disorder. *Clin Drug Investig* 2007; **27**: 481–92.
- 76 Khanzode SD, Dakhale GN, Khanzode SS, Saoji A, Palasodkar R. Oxidative damage and major depression: the potential antioxidant action of selective serotonin re-uptake inhibitors. *Redox Rep* 2003; **8**: 365–70.
- 77 Kiev A, Feiger A. A double-blind comparison of fluvoxamine and paroxetine in the treatment of depressed outpatients. *J Clin Psychiatry* 1997; **58**: 146–52.
- 78 Langworth S, Bodlund O, Agren H. Efficacy and tolerability of reboxetine compared with citalopram: a double-blind study in patients with major depressive disorder. *J Clin Psychopharmacol* 2006; **26**: 121–27.
- 79 Lee MS, Ham BJ, Kee BS, et al. Comparison of efficacy and safety of milnacipran and fluoxetine in Korean patients with major depression. *Curr Med Res Opin* 2005; **21**: 1369–75.
- 80 Leinonen E, Skarstein J, Behnke K, Agren H, Helsdingen JT. Efficacy and tolerability of mirtazapine versus citalopram: a double-blind, randomized study in patients with major depressive disorder. Nordic Antidepressant Study Group. *Int Clin Psychopharmacol* 1999; **14**: 329–37.
- 81 Lepola UM, Loft H, Reines EH. Escitalopram (10–20 mg/day) is effective and well tolerated in a placebo-controlled study in depression in primary care. *Int Clin Psychopharmacol* 2003; **18**: 211–17.
- 82 Massana J, Moller HJ, Burrows GD, Montenegro RM. Reboxetine: a double-blind comparison with fluoxetine in major depressive disorder. *Int Clin Psychopharmacol* 1999; **14**: 73–80.

- 83 McPartlin GM, Reynolds A, Anderson C, Casoy J. A comparison of once-daily venlafaxine XR and paroxetine in depressed outpatients treated in general practice. *Prim Care Psychiatry* 1998; 4: 127–32.
- 84 Mehtonen OP, Sogaard J, Roponen P, Behnke K. Randomized, double-blind comparison of venlafaxine and sertraline in outpatients with major depressive disorder. *J Clin Psychiatry* 2000; 61: 95–100.
- 85 Montgomery SA, Huusom AK, Bothmer J. A randomised study comparing escitalopram with venlafaxine XR in primary care patients with major depressive disorder. *Neuropsychobiology* 2004; 50: 57–64.
- 86 Moore N, Verdoux H, Fantino B. Prospective, multicentre, randomized, double-blind study of the efficacy of escitalopram versus citalopram in outpatient treatment of major depressive disorder. *Int Clin Psychopharmacol* 2005; 20: 131–37.
- 87 Nemeroff CB, Ninan PT, Ballenger J, et al. Double-blind multicenter comparison of fluvoxamine versus sertraline in the treatment of depressed outpatients. *Depression* 1995; 3: 163–69.
- 88 Nemeroff CB, Thase ME; EPIC 014 Study Group. A double-blind, placebo-controlled comparison of venlafaxine and fluoxetine treatment in depressed outpatients. *J Psychiatr Res* 2007; 41: 351–59.
- 89 Newhouse P, Krishnan KR, Doraiswamy M, Richter E, Clary C. A double-blind comparison of sertraline and fluoxetine in depressed elderly outpatients. *J Clin Psychiatry* 2000; 61: 559–68.
- 90 Nierenberg AA, Greist JH, Mallinckrodt CH, et al. Duloxetine versus escitalopram and placebo in the treatment of patients with major depressive disorder: onset of antidepressant action, a non-inferiority study. *Curr Med Res Opin* 2007; 23: 401–16.
- 91 Ontiveros A, Garcia-Barriga C. A double-blind, comparative study of paroxetine and fluoxetine in out-patients with depression. *Br J Clin Res* 1997; 8: 23–32.
- 92 Oslin DW, Ten Have TR, Streim JE, et al. Probing the safety of medications in the frail elderly: evidence from a randomized clinical trial of sertraline and venlafaxine in depressed nursing home residents. *J Clin Psychiatry* 2003; 64: 875–82.
- 93 Patris M, Bouchard JM, Bougerol T, et al. Citalopram versus fluoxetine: a double-blind, controlled, multicentre, phase III trial in patients with unipolar major depression treated in general practice. *Int Clin Psychopharmacol* 1996; 11: 129–36.
- 94 Perahia DG, Wang F, Mallinckrodt CH, Walker DJ, Detke MJ. Duloxetine in the treatment of major depressive disorder: a placebo- and paroxetine-controlled trial. *Eur Psychiatry* 2006; 21: 367–78.
- 95 Rapaport M, Coccaro E, Sheline Y, et al. A comparison of fluvoxamine and fluoxetine in the treatment of major depression. *J Clin Psychopharmacol* 1996; 16: 373–78.
- 96 Rossini D, Serretti A, Franchini L, et al. Sertraline versus fluvoxamine in the treatment of elderly patients with major depression: a double-blind, randomized trial. *J Clin Psychopharmacol* 2005; 25: 471–75.
- 97 Rudolph RL, Feiger AD. A double-blind, randomized, placebo-controlled trial of once-daily venlafaxine extended release (xr) and fluoxetine for the treatment of depression. *J Affect Disord* 1999; 56: 171–81.
- 98 Schatzberg AF, Kremer C, Rodrigues HE, Murphy GM. Double-blind, randomized comparison of mirtazapine and paroxetine in elderly depressed patients. *Am J Geriatr Psychiatry* 2002; 10: 541–50.
- 99 Schatzberg A, Roose S. A double-blind, placebo-controlled study of venlafaxine and fluoxetine in geriatric outpatients with major depression. *Am J Geriatr Psychiatry* 2006; 14: 361–70.
- 100 Schoemaker J, Gaillereau J, Hoyberg OJ. First, randomized, double-blind comparison of mirtazapine (15–45 mg) and fluvoxamine (50–150 mg) in the treatment of depression. *Int J Neuropsychopharmacol* 2002; 5 (suppl 1): 140.
- 101 Sechter D, Troy S, Paternetti S, Boyer P. A double-blind comparison of sertraline and fluoxetine in the treatment of major depressive episode in outpatients. *Eur Psychiatry* 1999; 14: 41–48.
- 102 Sechter D, Vandel P, Weiller E, Pezous N, Cabanac F, Tournoux A, study co-coordinators. A comparative study of milnacipran and paroxetine in outpatients with major depression. *J Affect Disord* 2004; 83: 233–36.
- 103 Shelton RC, Haman KL, Rapaport MH, et al. A randomized, double-blind, active-control study of sertraline versus venlafaxine XR in major depressive disorder. *J Clin Psychiatry* 2006; 67: 1674–81.
- 104 Silverstone PH, Ravindran A. Once-daily venlafaxine extended release (xr) compared with fluoxetine in outpatients with depression and anxiety. Venlafaxine xr 360 study group. *J Clin Psychiatry* 1999; 60: 22–28.
- 105 Sir A, D'Souza RF, Uguz S, et al. Randomized trial of sertraline versus venlafaxine XR in major depression: efficacy and discontinuation symptoms. *J Clin Psychiatry* 2005; 66: 1312–20.
- 106 Stahl SM. Placebo-controlled comparison of the selective serotonin reuptake inhibitors citalopram and sertraline. *Biol Psychiatry* 2000; 48: 894–901.
- 107 Suri RA, Altschuler LL, Rasgon NL, et al. Efficacy and response time to sertraline versus fluoxetine in the treatment of unipolar major depressive disorder. *J Clin Psychiatry* 2000; 61: 942–46.
- 108 Taner E, Demir EY, Cosar B. Comparison of the effectiveness of reboxetine versus fluoxetine in patients with atypical depression: a single-blind, randomized clinical trial. *Adv Therapy* 2006; 23: 974–87.
- 109 Thase ME, Clayton AH, Haight BR, Krishen A, Modell JG. A double-blind comparison between bupropion XL and venlafaxine XR: sexual functioning, antidepressant efficacy and tolerability. *J Neuropsychopharm* 2006; 26: 482–88.
- 110 Tignol J. A double-blind, randomized, fluoxetine-controlled, multicenter study of paroxetine in the treatment of depression. *J Clin Psychopharmacol* 1993; 13: 185–225.
- 111 Tylee A, Beaumont G, Bowden MW. A double-blind, randomized, 12-week comparison study of the safety and efficacy of venlafaxine and fluoxetine in moderate to severe major depression in general-practice. *Prim Care Psychiatry* 1997; 3: 51–58.
- 112 Tzanakaki M, Guazzelli M, Nimatoudis I. Increased remission rates with venlafaxine compared with fluoxetine in hospitalized patients with major depression and melancholia. *Int Clin Psychopharmacol* 2000; 15: 29–34.
- 113 Van Moffaert M, Bartholome F, Cosyns P, De Nayer AR, Mertens C. A controlled comparison of sertraline and fluoxetine in acute and continuation treatment of major depression. *Hum Psychopharm* 1995; 10: 393–405.
- 114 Ventura D, Armstrong EP, Skrepnek GH, Haim Erder M. Escitalopram versus sertraline in the treatment of major depressive disorder: a randomized clinical trial. *Curr Med Res Opin* 2007; 23: 245–50.
- 115 Versiani M, Moreno R, Ramakers-van Moorsel CJ, Schutte AJ. Comparison of the effects of mirtazapine and fluoxetine in severely depressed patients. *CNS Drugs* 2005; 19: 137–46.
- 116 Wade A, Crawford GM, Angus M, Wilson R, Hamilton L. A randomized, double-blind, 24-week study comparing the efficacy and tolerability of mirtazapine and paroxetine in depressed patients in primary care. *Int Clin Psychopharmacol* 2003; 18: 133–41.
- 117 Wade A, Gembert K, Florea I. A comparative study of the efficacy of acute and continuation treatment with escitalopram versus duloxetine in patients with major depressive disorder. *Curr Med Res Opin* 2007; 23: 1605–14.
- 118 Weihs KL, Settle EC Jr, Batey SR, Houser TL, Donahue RM, Ascher JA. Bupropion sustained release versus paroxetine for the treatment of depression in the elderly. *J Clin Psychiatry* 2000; 61: 96–202.
- 119 Wheatley DP, van Moffaert M, Timmerman L, Kremer CM. Mirtazapine: efficacy and tolerability in comparison with fluoxetine in patients with moderate to severe major depressive disorder. Mirtazapine–Fluoxetine Study Group. *J Clin Psychiatry* 1998; 59: 306–12.
- 120 Winokur A, DeMartinis NA, McNally DP, Gary EM, Cormier JL, Gary KA. Comparative effects of mirtazapine and fluoxetine on sleep physiology measures in patients with major depression and insomnia. *J Clin Psychiatry* 2003; 64: 1224–29.
- 121 Yang JC, Kim SW, Yu BH. Milnacipran versus sertraline in major depressive disorder: a double-blind randomized comparative study on the treatment effect and beta-adrenergic receptor responsiveness. *Korean J Psychopharmacol* 2003; 14: 387–96.
- 122 Zanardi R, Franchini L, Gasperini M, Perez J, Smeraldi E. Double-blind controlled trial of sertraline versus paroxetine in the treatment of delusional depression. *Am J Psychiatry* 1996; 153: 1631–33.

- 123 A multi-centre, randomised, double-blind, parallel-group, placebo- and active-controlled, flexible dose study evaluating the efficacy, safety and tolerability of extended-release bupropion hydrochloride (150mg–300mg once daily), extended-release venlafaxine hydrochloride (75mg–150mg once daily) and placebo in subjects with major depressive disorder. http://ctr.gsk.co.uk/Summary/bupropion/III_WXL101497.pdf (accessed Sept 30, 2008).
- 124 A multi-centre, randomised, double-blind, parallel-group, placebo- and active-controlled, flexible dose study evaluating the efficacy, safety and tolerability of extended-release bupropion hydrochloride (150mg–300mg once daily), extended-release venlafaxine hydrochloride (75mg–150mg once daily) and placebo in subjects with major depressive disorder. http://ctr.gsk.co.uk/Summary/bupropion/III_AK130939.pdf (accessed Sept 30, 2008).
- 125 A multicenter, double-blind, placebo-controlled comparison of the safety and efficacy and effects on sexual functioning of wellbutrin (bupropion HCl) sustained release (SR) and fluoxetine in outpatients with moderate to severe recurrent major depression. http://ctr.gsk.co.uk/Summary/bupropion/IV_WELL_AK1A4006.pdf (accessed Sept 30, 2008).
- 126 An eight-week double-blind study comparing the effects of 20 mg of paroxetine to 150 mg of Wellbutrin SR in patients with major depressive disorder. http://ctr.gsk.co.uk/Summary/bupropion/IV_AK140016.pdf (accessed Sept 30, 2008).
- 127 A multicenter, randomized, double-blind, placebo-controlled comparison of paroxetine and fluoxetine in the treatment of major depressive disorder. http://ctr.gsk.co.uk/Summary/Paroxetine/III_MY1043_BRL_029060_115.pdf (accessed Sept 30, 2008).
- 128 A multicenter, randomized, double-blind, placebo-controlled comparison of paroxetine and fluoxetine in the treatment of major depressive disorder. http://ctr.gsk.co.uk/Summary/Paroxetine/III_MY1045_BRL_PAR128.pdf (accessed Sept 30, 2008).
- 129 A double-blind, placebo-controlled, fixed-dosage study comparing the efficacy and tolerability of paroxetine CR and citalopram to placebo in the treatment of major depressive disorder with anxiety. http://ctr.gsk.co.uk/Summary/Paroxetine/IV_29060_785.pdf (accessed Sept 30, 2008).
- 130 Paroxetine and fluoxetine effects on mood and cognitive function in depressed nondemented elderly patients. http://ctr.gsk.co.uk/Summary/Paroxetine/III_421.pdf (accessed Sept 30, 2008).
- 131 A double-blind comparative study comparing paroxetine b.d. (twice daily) with fluoxetine b.d. (twice daily) in geriatric patients with major depression. <http://www.gsk-clinicalstudyregister.com/quicksearch-list.jsp?tab=results&letterrange=A-F&type=Medical+Condition&item=Depression&studyType=All&popu> (accessed Dec 19, 2008).
- 132 A double-blind, multicentre study to compare paroxetine and fluoxetine in the treatment of patients with major depressive disorder with regard to antidepressant efficacy, effects on associated anxiety and tolerability. http://ctr.gsk.co.uk/Summary/Paroxetine/II_29060_356.pdf (accessed Dec 19, 2009).
- 133 Duloxetine versus placebo and paroxetine in the acute treatment of major depression. <http://www.clinicalstudyresults.org/> (accessed Dec 19, 2008).
- 134 Flexible-dose comparison the safety and efficacy of escitalopram and fluoxetine in the treatment of major depressive disorder. http://www.forestclinicaltrials.com/CTR/CTRController/CTRViewPdf?_file_id=scsr/SCSR_SCT-MD-16_final.pdf (accessed Sept 30, 2008).
- 135 Fixed-dose comparison of escitalopram combination in adult patients with major depressive disorder. http://www.forestclinicaltrials.com/CTR/CTRController/CTRViewPdf?_file_id=scsr/SCSR_SCT-MD-35_final.pdf (accessed Sept 30, 2008).
- 136 A double-blind, flexible-dose comparison of escitalopram, sertraline and placebo in the treatment of major depressive disorder. http://www.forestclinicaltrials.com/CTR/CTRController/CTRViewPdf?_file_id=scsr/SCSR_SCT-MD-27_final.pdf (accessed Sept 30, 2008).
- 137 Flexible-dose comparison of the safety and efficacy of Lu 26-054 (escitalopram), citalopram, and placebo in the treatment of major depressive disorder. http://www.forestclinicaltrials.com/CTR/CTRController/CTRViewPdf?_file_id=scsr/SCSR_SCT-MD-02_final.pdf (accessed Sept 30, 2008).
- 138 Le Lay A, Despiegel N, François C, Duru G. Can discrete event simulation be of use in modelling major depression? *Cost Eff Resour Alloc* 2006; 4: 19.
- 139 Zimmerman M, Posternak MA, Chelminski I. Symptom severity and exclusion from antidepressant efficacy trials. *J Clin Psychopharmacol* 2002; 22: 610–14.
- 140 Taylor MJ, Freemantle N, Geddes JR, Bhagwagar Z. Early onset of selective serotonin reuptake inhibitor antidepressant action: systematic review and meta-analysis. *Arch Gen Psychiatry* 2006; 63: 1217–23.
- 141 Huwiler-Müntener K, Jüni P, Junker C, Egger M. Quality of reporting of randomized trials as a measure of methodologic quality. *JAMA* 2002; 287: 2801–04.
- 142 Bekelman JE, Li Y, Gross CP. Scope and impact of financial conflicts of interest in biomedical research: a systematic review. *JAMA* 2003; 289: 454–65.
- 143 Barbui C, Cipriani A, Brambilla P, Hotopf M. “Wish bias” in antidepressant drug trials? *J Clin Psychopharmacol* 2004; 24: 126–30.
- 144 Schwartz RS, Curfman GD, Morrissey S, Drazen JM. Full disclosure and the funding of biomedical research. *N Engl J Med* 2008; 358: 1850–51.
- 145 Kupfer DJ, Frank E. Placebo in clinical trials for depression: complexity and necessity. *JAMA* 2002; 287: 1853–54.
- 146 Turner EH, Matthews AM, Linardatos E, Tell RA, Rosenthal R. Selective publication of antidepressant trials and its influence on apparent efficacy. *N Engl J Med* 2008; 358: 252–60.
- 147 Kirsch I, Deacon BJ, Huedo-Medina TB, Scoboria A, Moore TJ, Johnson BT. Initial severity and antidepressant benefits: a meta-analysis of data submitted to the Food and Drug Administration. *PLoS Med* 2008; 5: e45.
- 148 Kirsch I, Moncrieff J. Clinical trials and the response rate illusion. *Contemp Clin Trials* 2007; 28: 348–51.
- 149 Geddes JR, Cipriani A. Selective serotonin reuptake inhibitors. *BMJ* 2004; 329: 809–10.
- 150 Walsh BT, Seidman SN, Sysko R, Gould M. Placebo response in studies of major depression: variable, substantial, and growing. *JAMA* 2002; 287: 1840–47.
- 151 Sneed JR, Rutherford BR, Rindskopf D, Lane DT, Sackeim HA, Roose SP. Design makes a difference: a meta-analysis of antidepressant response rates in placebo-controlled versus comparator trials in late-life depression. *Am J Geriatr Psychiatry* 2008; 16: 65–73.