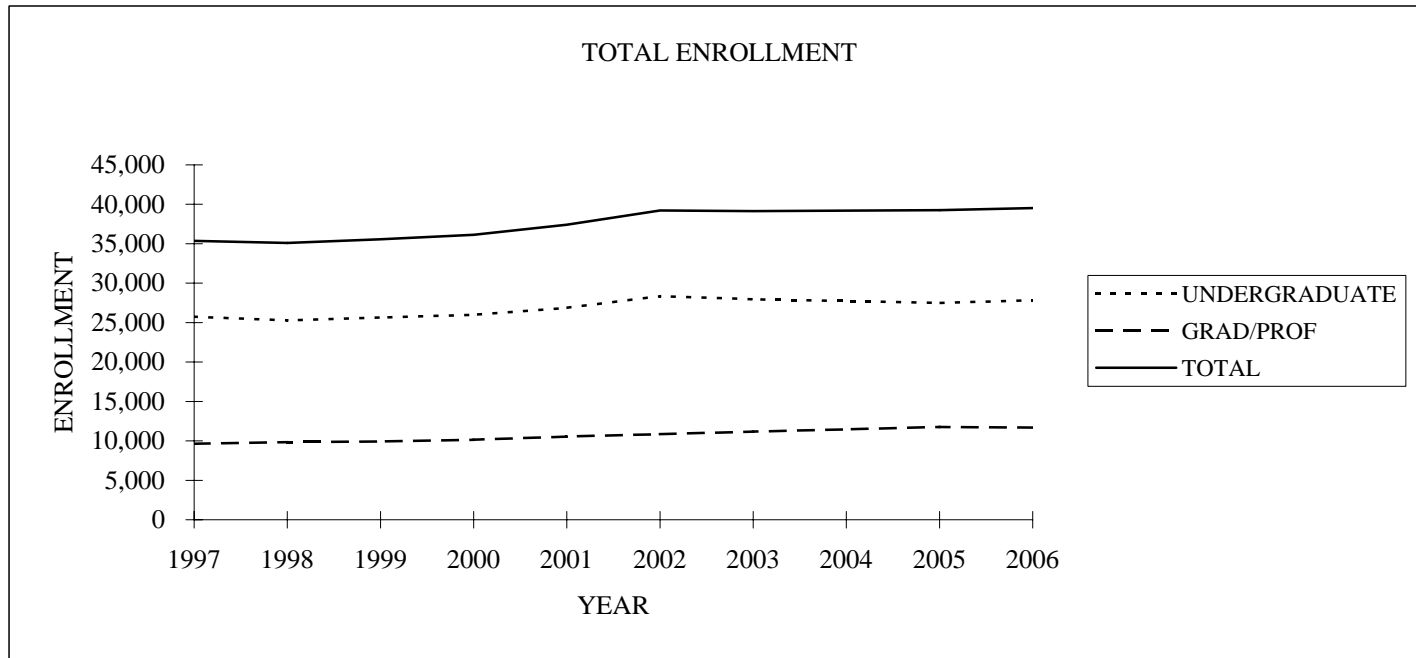


University of Washington Quarterly Enrollment Profile Autumn Quarter 2006



TOTAL ENROLLMENT

	1997	1998	1999	2000	2001	2002	2003	2004	2005	2006
UNDERGRADUATE	25,740	25,273	25,638	25,987	26,860	28,362	27,963	27,732	27,488	27,836
GRAD/PROF	9,627	9,835	9,921	10,152	10,552	10,854	11,173	11,467	11,763	11,688
TOTAL	35,367	35,108	35,559	36,139	37,412	39,216	39,136	39,199	39,251	39,524

University of Washington
Quarterly Enrollment Profile for Autumn Quarter 2006
Table of Contents

Seattle Campus

Current Quarter Statistics

Total Enrollment by New, Continuing, Returning Status	1
Total Enrollment by Ethnic Division	2
Total Enrollment by School or College	3 - 5
Total Enrollment by Major	6 - 66
Foreign Student Enrollment by School or College	67 - 68
Professional Student Enrollment by New, Continuing, Returning Status	69
Credits Instructed by School or College	70

Historical Perspective

Enrollment by Term - 1946 to Present	71
Ethnic Enrollment Trend - 10 Year	72
Undergraduate Enrollment Trend - 10 Year	73
New Undergraduates by Type - 10 Year	74
Enrollment Trend by School or College - 10 Year	75 - 91

Bothell Campus

Total Enrollment by New, Continuing, Returning Status	92
Total Enrollment by Ethnic Division	93
Total Enrollment by Major	94 - 96
Campus Enrollment Trend - 10 Year	97

Tacoma Campus

Total Enrollment by New, Continuing, Returning Status	98
Total Enrollment by Ethnic Division	99
Total Enrollment by Major	100 - 103
Campus Enrollment Trend - 10 Year	104

OTHER REPORTS AVAILABLE UPON REQUEST, 214 SCHMITZ HALL - 685-3940

STUDENTS BY COUNTY, STATE, COUNTRY
RESIDENT - NON RESIDENT BY CREDIT HOUR
ENROLLMENT BY NEW, CONTINUING, RETURNING STUDENTS
NEW TRANSFER STUDENTS BY WASHINGTON 2-YR AND 4-YR SCHOOLS

ALL STUD
RESIDENT
FACULTY
VETERAN:

University of Washington
 Enrollment by New, Continuing and Returning Status
 Seattle Campus
 Autumn 2006

	Freshman		Sophomore		Junior		Senior		Fifth Year		Non-Matriculated		All Undergraduates		Professional		Graduate		Grand Total	
	Male	Female	Male	Female	Male	Female	Male	Female	Male	Female	Male	Female	Male	Female	Male	Female	Male	Female	Male	Female
Continuing	505	464	2131	2388	2749	2980	3634	3619	97	146	387	456	9503	10053	586	696	3213	3680	13302	14429
	969		4519		5729		7253		243		843		19556		1282		6893		27731	
New	2390	2718	235	208	625	720	24	23	25	36	447	513	3746	4218	225	288	1353	1639	5324	6145
	5108		443		1345		47		61		960		7964		513		2992		11469	
Returning	27	16	31	22	36	51	53	38	3	8	13	18	163	153	4	3	1	0	168	156
	43		53		87		91		11		31		316		7		1		324	
Total	2922	3198	2397	2618	3410	3751	3711	3680	125	190	847	987	13412	14424	815	987	4567	5319	18794	20730
	6120		5015		7161		7391		315		1834		27836		1802		9886		39524	

	Continuing		New		Returning		Total	
	#	%	#	%	#	%	#	%
Freshman	969	2.45%	5108	12.92%	43	0.11%	6120	15.48%
Sophomore	4519	11.43%	443	1.12%	53	0.13%	5015	12.69%
Junior	5729	14.49%	1345	3.40%	87	0.22%	7161	18.12%
Senior	7253	18.35%	47	0.12%	91	0.23%	7391	18.70%
Fifth Year	243	0.61%	61	0.15%	11	0.03%	315	0.80%
Non-Matriculated	843	2.13%	960	2.43%	31	0.08%	1834	4.64%
All Undergraduate	19556	49.48%	7964	20.15%	316	0.80%	27836	70.43%
Professional	1282	3.24%	513	1.30%	7	0.02%	1802	4.56%
Graduate	6893	17.44%	2992	7.57%	1	0.00%	9886	25.01%
Grand Total	27731	70.16%	11469	29.02%	324	0.82%	39524	100.00%

**University of Washington
Ethnic Enrollment
Seattle Campus**

Autumn Quarter 2006

	Fresh	Soph	Junior	Senior	N-Mat.	5th Year	Undergrad. Total	Prof.	Grad.	All Students
African-American										
Female	105	82	143	122	13	3	468	19	154	641
Male	93	67	123	94	12	3	392	16	95	503
Total:	198	149	266	216	25	6	860	35	249	1144
Asian										
Female	928	758	961	1069	94	20	3830	202	504	4536
Male	838	627	826	958	70	8	3327	95	358	3780
Total:	1766	1385	1787	2027	164	28	7157	297	862	8316
Caucasian										
Female	1681	1399	1946	1930	368	125	7449	617	3184	11250
Male	1519	1313	1788	2026	300	85	7031	602	2444	10077
Total:	3200	2712	3734	3956	668	210	14480	1219	5628	21327
Foreign										
Female	89	70	228	98	15	6	506	32	714	1252
Male	89	78	164	107	13	2	453	11	900	1364
Total:	178	148	392	205	28	8	959	43	1614	2616
Hawaiian/Pacific Islander										
Female	26	22	20	21	1	0	90	23	9	122
Male	18	19	20	16	0	0	73	14	9	96
Total:	44	41	40	37	1	0	163	37	18	218
Hispanic										
Female	193	137	173	170	21	9	703	33	198	934
Male	159	112	157	145	16	4	593	24	113	730
Total:	352	249	330	315	37	13	1296	57	311	1664
Native American										
Female	42	37	50	47	3	0	179	24	58	261
Male	44	22	46	38	0	2	152	3	28	183
Total:	86	59	96	85	3	2	331	27	86	444
Other										
Female	134	113	230	223	472	27	1199	37	498	1734
Male	162	159	286	327	436	21	1391	50	620	2061
Total:	296	272	516	550	908	48	2590	87	1118	3795
Campus Total:	6120	5015	7161	7391	1834	315	27836	1802	9886	39524

Student Count by College Seattle Campus

Sunday, October 08, 2006

	Freshman		Sophomore		Junior		Senior		5th Year		Non-Matriculate		All Undergraduate		Graduate		Professional		All Students	
	M	F	M	F	M	F	M	F	M	F	M	F	M	F	M	F	M	F	M	F
	Bothell Campus	1				5	4	8	10	1	3			15	17	5	7			20
		1		0		9		18		4		0		32		12		0		44
College of Architecture and Urban Planning			5	5	52	46	109	67	1	4	10	4	177	126	183	172			360	298
	0			10		98		176		5		14		303		355		0		658
College of Arts and Sciences	2792	3071	2141	2432	2476	3091	2480	2930	62	83	18	9	9969	11616	1333	1367			11302	12983
		5863		4573		5567		5410		145		27		21585		2700		0		24285
College of Education									1	2	12	26	13	28	202	512			215	540
	0		0		0		0		3		38		41		714		0		755	
College of Engineering	29	4	101	29	425	89	614	139	12	1	54	19	1235	281	973	299			2208	580
		33		130		514		753		13		73		1516		1272		0		2788
College of Forest Resources	13	5	11	5	37	17	55	33	1	3	1		118	63	70	74			188	137
		18		16		54		88		4		1		181		144		0		325
College of Ocean and Fisheries Sciences	19	29	10	23	27	24	39	26		2	1	4	96	108	95	135			191	243
		48		33		51		65		2		5		204		230		0		434
Interdisciplinary Graduate Programs												3	0	3	335	405			335	408
	0		0		0		0		0		3		3		740		0		743	
Interdisciplinary Undergraduate Studies	21	43	30	22	22	26	16	38			724	861	813	990	1	2			814	992
		64		52		48		54	0		1585		1803		3		0		1806	
Interschool or Intercollege Programs	7	3	12	4	17	12	37	22			11	4	84	45	97	94			181	139
		10		16		29		59	0		15		129		191		0		320	

Note: Students with Double- or Triple-Majors across colleges are counted once in each college.

Student Count by College Seattle Campus

Sunday, October 08, 2006

	Freshman		Sophomore		Junior		Senior		5th Year		Non-Matriculate		All Undergraduate		Graduate		Professional		All Students		
	M	F	M	F	M	F	M	F	M	F	M	F	M	F	M	F	M	F	M	F	
School of Business Administration	28	36	84	90	330	335	408	318	1	8	1		852	787	538	276			1390	1063	
		64		174		665		726		9		1		1639		814		0		2453	
School of Dentistry													0	0	41	38	142	78	183	116	
		0		0		0		0		0		0		0		79		220		299	
School of Law									1	1			1	1	88	77	222	288	311	366	
		0		0		0		0	2		0		2		165		510			677	
School of Medicine	9	6	10	4	22	25	34	37	34	46	3	2	112	120	246	325	330	354	688	799	
		15		14		47		71		80		5		232		571		684		1487	
School of Nursing				3		7	51	5	75	11	35	4	34	27	198	40	372			67	570
		0		3		58		80		46		38		225		412		0		637	
School of Pharmacy												1		1	0	27	33	121	267	149	300
		0		0		0		0		0		1		1		60		388		449	
School of Public Affairs												4		0	4	111	244			111	248
		0		0		0		0		0		4		4		355		0			359
School of Public Health and Community Medicine					10	27	17	30			5	16	32	73	163	372				195	445
		0		0		37		47		0		21		105		535		0			640
School of Social Work		1	2	9	10	47	4	37					16	94	83	352				99	446
		1		11		57		41		0		0		110		435		0			545
Tacoma Campus					3	6	5	8		2	2	1	11	17	1	2				12	19
		1		0		9		13		2		3		28		3		0			31

Note: Students with Double- or Triple-Majors across colleges are counted once in each college.

Student Count by College Seattle Campus

Sunday, October 08, 2006

	Freshman		Sophomore		Junior		Senior		5th Year		Non-Matriculate		All Undergraduate		Graduate		Professional		All Students	
	M	F	M	F	M	F	M	F	M	F	M	F	M	F	M	F	M	F	M	F
The Information School	4		6		16	6	58	12					84	18	136	356			220	374
	4		6		22		70		0		0		102		492		0		594	
Unduplicated Total for Seattle Campus:	2922	3198	2397	2618	3410	3751	3711	3680	125	190	847	987	13412	14424	4567	5319	815	987	18794	20730
	6120		5015		7161		7391		315		1834		27836		9886		1802		39524	

Note: Students with Double- or Triple-Majors across colleges are counted once in each college.

Declared Majors by Class Standing Seattle Campus

Sunday, October 08, 2006

Bothell Campus

Freshman		Sophomore		Junior		Senior		5th Year		Non-Matriculate		All Undergraduate		Graduate		Professional		All Students			
M	F	M	F	M	F	M	F	M	F	M	F	M	F	M	F	M	F	M	F		
				5	4	8	10	1	3			15	17	5	7					20	24
	1		0		9		18		4		0		32		12		0		44		

Visiting from Bothell Campus

Note: Students with Double- or Triple-Majors are counted once in each major declared.

Declared Majors by Class Standing Seattle Campus

Sunday, October 08, 2006

College of Architecture and Urban Planning	Freshman		Sophomore		Junior		Senior		5th Year		Non-Matriculate		All Undergraduate		Graduate		Professional		All Students	
	M	F	M	F	M	F	M	F	M	F	M	F	M	F	M	F	M	F	M	F
	Architectural Studies			1	2	16	20	26	25					43	47					43
	0		3		36		51		0		0		90		0		0		90	
Architectural Studies (w/ CM)					1	1	7	3					8	4					8	4
	0		0		2		10		0		0		12		0		0		12	
Architecture													0	0	73	61			73	61
	0		0		0		0		0		0		0		134		0		134	
BUILT ENVIRONMENT												1	0	1	11	5			11	6
	0		0		0		0		0		1		1		16		0		17	
Community and Environmental Planning			4	3	5	18	17	21					26	42					26	42
	0		7		23		38		0		0		68		0		0		68	
Construction Management					29	5	41	2	1		3		74	7	2				76	7
	0		0		34		43		1		3		81		2		0		83	
Construction Management (w/ Arch St)							7	2					7	2					7	2
	0		0		0		9		0		0		9		0		0		9	
Construction Management, Evening Deg Prog											3	1	3	1	25	12			28	13
	0		0		0		0		0		4		4		37		0		41	
Design & Planning (Architectural Studies)							2	3					2	3					2	3
	0		0		0		5		0		0		5		0		0		5	

Note: Students with Double- or Triple-Majors are counted once in each major declared.

Declared Majors by Class Standing Seattle Campus

Sunday, October 08, 2006

College of Architecture and Urban Planning

	Freshman		Sophomore		Junior		Senior		5th Year		Non-Matriculate		All Undergraduate		Graduate		Professional		All Students	
	M	F	M	F	M	F	M	F	M	F	M	F	M	F	M	F	M	F	M	F
Landscape Architecture					2	3	17	15		4	1	1	20	23	9	39			29	62
	0		0		5		32		4		2		43		48		0		91	
Strategic Planning for Critical Infrastr													0	0	29	14			29	14
	0		0		0		0		0		0		0		43		0		43	
Urban Design & Planning											3	1	3	1	38	43			41	44
	0		0		0		0		0		4		4		81		0		85	

Note: Students with Double- or Triple-Majors are counted once in each major declared.

Declared Majors by Class Standing Seattle Campus

Sunday, October 08, 2006

College of Arts and Sciences

	Freshman		Sophomore		Junior		Senior		5th Year		Non-Matriculate		All Undergraduate		Graduate		Professional		All Students	
	M	F	M	F	M	F	M	F	M	F	M	F	M	F	M	F	M	F	M	F
American Ethnic Studies	2		6	1	23	20	24	54					55	75					55	75
		2		7		43		78		0		0		130		0		0		130
Anthropology	6	26	7	13	33	67	39	93	2				87	199	31	67			118	266
		32		20		100		132		2		0		286		98		0		384
Anthropology, Evening Degree Program								1					1	0					1	0
	0		0		0		1		0		0		1		0		0		1	
App & Comp Math Sci (Biol & Life Sci)							5	2					5	2					5	2
	0		0		0		7		0		0		7		0		0		7	
App & Comp Math Sci (Discrete Math & AI)					3		23	2	1				27	2					27	2
	0		0		3		25		1		0		29		0		0		29	
App & Comp Math Sci (Engineer & Phy Sci)					2		9	3	1				12	3					12	3
	0		0		2		12		1		0		15		0		0		15	
App & Comp Math Sci (Mathematical Econ)					6		6	1					12	1					12	1
	0		0		6		7		0		0		13		0		0		13	
App & Comp Math Sci (Opertns Research)					1		1						0	2					0	2
	0		0		1		1		0		0		2		0		0		2	
App & Comp Math Sci (Sci Comp & Num AI)					1		4						5	0					5	0
	0		0		1		4		0		0		5		0		0		5	

Note: Students with Double- or Triple-Majors are counted once in each major declared.

Declared Majors by Class Standing Seattle Campus

Sunday, October 08, 2006

College of Arts and Sciences

	Freshman		Sophomore		Junior		Senior		5th Year		Non-Matriculate		All Undergraduate		Graduate		Professional		All Students	
	M	F	M	F	M	F	M	F	M	F	M	F	M	F	M	F	M	F	M	F
App & Comp Math Sci (Social & Behav Sci)							1						1	0					1	0
	0		0		0		1		0		0		1		0		0		1	
App & Comp Math Sci (Statistics)			1				1	5					2	5					2	5
	0		1		0		6		0		0		7		0		0		7	
Applied Mathematics												1	1	0	34	15			35	15
	0		0		0		0		0		1		1		49		0		50	
Applied Music (Composition)							2						2	0					2	0
	0		0		0		2		0		0		2		0		0		2	
Applied Music (Music Education)	1		1	2	3	4	11	12	1	2			17	20					17	20
	1		3		7		23		3		0		37		0		0		37	
Applied Music (Orchestral Instruments)	2	3	7		11	5	6	4					26	12					26	12
	5		7		16		10		0		0		38		0		0		38	
Applied Music (Piano)		3		1	1		2	2					3	6					3	6
		3		1	1		4		0		0		9		0		0		9	
Applied Music (String Instruments)	1	2	3	3		2	1	2					5	9					5	9
	3		6		2		3		0		0		14		0		0		14	
Applied Music (Voice)	1			1		1	1	4					2	6					2	6
	1		1		1		5		0		0		8		0		0		8	

Note: Students with Double- or Triple-Majors are counted once in each major declared.

Declared Majors by Class Standing Seattle Campus

Sunday, October 08, 2006

College of Arts and Sciences

	Freshman		Sophomore		Junior		Senior		5th Year		Non-Matriculate		All Undergraduate		Graduate		Professional		All Students	
	M	F	M	F	M	F	M	F	M	F	M	F	M	F	M	F	M	F	M	F
Art (Ceramics)	1			1	3	3	5	6					9	10					9	10
		1		1		6		11		0		0		19		0		0		19
Art (Design Studies)					1	4	1	4					2	8					2	8
	0		0		5		5		0		0		10		0		0		10	
Art (Fibers)					1	1	1	1					2	2					2	2
	0		0		2		2		0		0		4		0		0		4	
Art (Graphic Design)	1												1	0					1	0
	1		0		0		0		0		0		1		0		0		1	
Art (Industrial Design)			1		5	6	3	10					9	16					9	16
	0		1		11		13		0		0		25		0		0		25	
Art (Interdisciplinary Visual Arts)	1	4	3	12	17	63	29	53					50	132	19	26			69	158
	5		15		80		82		0		0		182		45		0		227	
Art (Metals)					3		11						0	14					0	14
	0		0		3		11		0		0		14		0		0		14	
Art (Painting and Drawing)			1	8	3	17	9	14	1				14	39					14	39
	0		9		20		23		1		0		53		0		0		53	
Art (Photography)			2	5	13	10	6	18					21	33					21	33
	0		7		23		24		0		0		54		0		0		54	

Note: Students with Double- or Triple-Majors are counted once in each major declared.

Declared Majors by Class Standing Seattle Campus

Sunday, October 08, 2006

College of Arts and Sciences

	Freshman		Sophomore		Junior		Senior		5th Year		Non-Matriculate		All Undergraduate		Graduate		Professional		All Students	
	M	F	M	F	M	F	M	F	M	F	M	F	M	F	M	F	M	F	M	F
	Art (Sculpture)						1	2	2					2	3		1			2
	0		0		1		4		0		0		5		1		0		6	
Art (Visual Communication Design)	2	2	14	17	13	19	11	23		2			40	63	1				41	63
	4		31		32		34		2		0		103		1		0		104	
Art History		6		16	3	32	7	50		2			10	106	6	29			16	135
	6		16		35		57		2		0		116		35		0		151	
Asian Languages and Literature						1	2						2	1	20	19			22	20
	0		0		1		2		0		0		3		39		0		42	
Astronomy	6	8	5	2	13	8	19	9		2			43	29	18	11			61	40
	14		7		21		28		2		0		72		29		0		101	
Atmospheric Sciences	2	1	7	3	10	5	13	6					32	15	41	18			73	33
	3		10		15		19		0		0		47		59		0		106	
Audiology													0	0	9	24			9	24
	0		0		0		0		0		0		0		33		0		33	
Biochemistry	55	75	35	53	100	107	160	138	3	3			353	376					353	376
	130		88		207		298		6		0		729		0		0		729	
Biology							2	4					2	4					2	4
	0		0		0		6		0		0		6		0		0		6	

Note: Students with Double- or Triple-Majors are counted once in each major declared.

Declared Majors by Class Standing Seattle Campus

Sunday, October 08, 2006

College of Arts and Sciences

	Freshman		Sophomore		Junior		Senior		5th Year		Non-Matriculate		All Undergraduate		Graduate		Professional		All Students	
	M	F	M	F	M	F	M	F	M	F	M	F	M	F	M	F	M	F	M	F
Biology (Cell and Molecular Biology)							4	1	1	1			5	2					5	2
	0		0		0		5		2			0	7		0		0		7	
Biology (Ecology and Evolution)			1	1	6	5	6	17	2				15	23					15	23
	0		2		11		23		2		0		38		0		0		38	
Biology (Environmental and Conservation)			1		5	9	8	11		1			14	21					14	21
	0		1		14		19		1		0		35		0		0		35	
Biology (General)			3	4	34	62	50	90		1			87	157					87	157
	0		7		96		140		1		0		244		0		0		244	
Biology (Molecular, Cellular & Develop)			6		44	56	93	141		3			137	206					137	206
	0		6		100		234		3		0		343		0		0		343	
Biology (Physiology)			3		29	31	60	105		1			90	139					90	139
	0		3		60		165		1		0		229		0		0		229	
Biology (Plant)			1	1	4	3	3	7		1			8	12					8	12
	0		2		7		10		1		0		20		0		0		20	
Botany													0	0	6	14			6	14
	0		0		0		0		0		0		0		20		0		20	
Chemistry	51	61	22	50	45	41	72	68	1	1			191	221	123	107			314	328
	112		72		86		140		2		0		412		230		0		642	

Note: Students with Double- or Triple-Majors are counted once in each major declared.

Declared Majors by Class Standing Seattle Campus

Sunday, October 08, 2006

College of Arts and Sciences

	Freshman		Sophomore		Junior		Senior		5th Year		Non-Matriculate		All Undergraduate		Graduate		Professional		All Students	
	M	F	M	F	M	F	M	F	M	F	M	F	M	F	M	F	M	F	M	F
Chemistry (ACS Certified)			2	2	11	8	20	17					33	27					33	27
	0		4		19		37		0		0		60		0		0		60	
Chemistry (Nanotechnology)													0	0	4	4			4	4
	0		0		0		0		0		0		0		8		0		8	
Chinese					1	7	1		1	1			8	3					8	3
	0		0		1		8		2		0		11		0		0		11	
Classical Studies	1		4		3	1	8						2	15					2	15
	1		4		3		9		0		0		17		0		0		17	
Classics	1	1		1	3	1	10	4		1			14	8	9	11			23	19
	2		1		4		14		1		0		22		20		0		42	
Communication			5	14	32	128	71	219					108	361	23	48			131	409
	0		19		160		290		0		0		469		71		0		540	
Communication (Digital Media)											2	2	2	2	18	21			20	23
	0		0		0		0		0		4		4		39		0		43	
Communication (Journalism)			1	7	10	25	17	30					28	62					28	62
	0		8		35		47		0		0		90		0		0		90	
Communication, Evening Degree Program			1		2	7	8	13		1			11	21					11	21
	0		1		9		21		1		0		32		0		0		32	

Note: Students with Double- or Triple-Majors are counted once in each major declared.

Declared Majors by Class Standing Seattle Campus

Sunday, October 08, 2006

College of Arts and Sciences

	Freshman		Sophomore		Junior		Senior		5th Year		Non-Matriculate		All Undergraduate		Graduate		Professional		All Students	
	M	F	M	F	M	F	M	F	M	F	M	F	M	F	M	F	M	F	M	F
Comparative History of Ideas	2	5	6	15	21	44	39	66					68	130					68	130
		7		21		65		105		0		0		198		0		0		198
Comparative Lit (Theory & Criticism)													0	0	1	1			1	1
	0		0		0		0		0		0		0		2		0		2	
Comparative Literature			3	2	11	14	7	20	1				22	36	20	24			42	60
	0		5		25		27		1		0		58		44		0		102	
Comparative Literature (Cinema Studies)	1		6	1	11	5	25	20					43	26					43	26
	1		7		16		45		0		0		69		0		0		69	
Computational Linguistics													0	0	26	8			26	8
	0		0		0		0		0		0		0		34		0		34	
Computer Science	24	1	27	9	61	14	124	34	5				241	58					241	58
	25		36		75		158		5		0		299		0		0		299	
Dance				5		8		13					0	26	1	5			1	31
	0		5		8		13		0		0		26		6		0		32	
Danish			1	2	1		1	1					3	3					3	3
	0		3		1		2		0		0		6		0		0		6	
Digital Arts and Experimental Media		1		1	4	4	11	2					15	8	7	6			22	14
	1		1		8		13		0		0		23		13		0		36	

Note: Students with Double- or Triple-Majors are counted once in each major declared.

Declared Majors by Class Standing Seattle Campus

Sunday, October 08, 2006

College of Arts and Sciences

	Freshman		Sophomore		Junior		Senior		5th Year		Non-Matriculate		All Undergraduate		Graduate		Professional		All Students	
	M	F	M	F	M	F	M	F	M	F	M	F	M	F	M	F	M	F	M	F
	Drama			2	3	16	29	20	37		1			38	70	7	6			45
	0		5		45		57		1		0		108		13		0		121	
Drama (Acting)													0	0	12	10			12	10
	0		0		0		0		0		0		0		22		0		22	
Drama (Design - Costume)													0	0	2	3			2	3
	0		0		0		0		0		0		0		5		0		5	
Drama (Design - Lighting)													0	0	1	3			1	3
	0		0		0		0		0		0		0		4		0		4	
Drama (Design - Scenery)													0	0	3	1			3	1
	0		0		0		0		0		0		0		4		0		4	
Drama (Directing)													0	0	2	1			2	1
	0		0		0		0		0		0		0		3		0		3	
Earth and Space Sciences	4	4	3	3	9	7	23	15			1		40	29					40	29
	8		6		16		38		0		1		69		0		0		69	
Earth and Space Sciences (Biology)			1	1			1	4					2	5					2	5
	0		2		0		5		0		0		7		0		0		7	
Earth and Space Sciences (Environmental)			1		1		1						2	1					2	1
	0		1		1		1		0		0		3		0		0		3	

Note: Students with Double- or Triple-Majors are counted once in each major declared.

Declared Majors by Class Standing Seattle Campus

Sunday, October 08, 2006

College of Arts and Sciences

	Freshman		Sophomore		Junior		Senior		5th Year		Non-Matriculate		All Undergraduate		Graduate		Professional		All Students	
	M	F	M	F	M	F	M	F	M	F	M	F	M	F	M	F	M	F	M	F
Earth and Space Sciences (Physics)					2	1	4	3					6	4					6	4
	0		0		3		7		0		0		10		0		0		10	
Economics			23	9	147	85	297	126					467	220	66	30			533	250
	0		32		232		423		0		0		687		96		0		783	
English			6	10	49	101	106	194	1	1			162	306	61	80			223	386
	0		16		150		300		2		0		468		141		0		609	
English (Creative Writing)							3	2					3	2	13	18			16	20
	0		0		0		5		0		0		5		31		0		36	
English (English as 2nd Language)													0	0	6	22			6	22
	0		0		0		0		0		0		0		28		0		28	
English (Theory and Criticism)													0	0	1	1			1	1
	0		0		0		0		0		0		0		2		0		2	
English, Evening Degree Program					3	4	4	14	1	1			8	19					8	19
	0		0		7		18		2		0		27		0		0		27	
Ethnomusicology							3						0	3					0	3
	0		0		0		3		0		0		3		0		0		3	
Exchange - Arts and Sciences																				
		1			38	84							38	85					38	85
	1		0		122		0		0		0		123		0		0		123	

Note: Students with Double- or Triple-Majors are counted once in each major declared.

Declared Majors by Class Standing Seattle Campus

Sunday, October 08, 2006

College of Arts and Sciences

	Freshman		Sophomore		Junior		Senior		5th Year		Non-Matriculate		All Undergraduate		Graduate		Professional		All Students	
	M	F	M	F	M	F	M	F	M	F	M	F	M	F	M	F	M	F	M	F
	Extended Pre Business Administration			1	1	4	9	4	3					9	13					9
	0		2		13		7		0		0		22		0		0		22	
Extended Pre Engineering					17	6	14	7					31	13					31	13
	0		0		23		21		0		0		44		0		0		44	
Extended Pre Major				1	128	149	80	92					208	242					208	242
	0		1		277		172		0		0		450		0		0		450	
French	2	7	1	12	6	27	8	25					17	71					17	71
	9		13		33		33		0		0		88		0		0		88	
French Studies													0	0	7	9			7	9
	0		0		0		0		0		0		0		16		0		16	
General Studies					4	14	14	36					18	50					18	50
	0		0		18		50		0		0		68		0		0		68	
Geography	2	1	3	5	32	16	62	29					99	51	35	26			134	77
	3		8		48		91		0		0		150		61		0		211	
Geological Sciences							1						1	0	21	29			22	29
	0		0		0		1		0		0		1		50		0		51	
Geophysics													0	0	19	9			19	9
	0		0		0		0		0		0		0		28		0		28	

Note: Students with Double- or Triple-Majors are counted once in each major declared.

Declared Majors by Class Standing Seattle Campus

Sunday, October 08, 2006

College of Arts and Sciences

	Freshman		Sophomore		Junior		Senior		5th Year		Non-Matriculate		All Undergraduate		Graduate		Professional		All Students	
	M	F	M	F	M	F	M	F	M	F	M	F	M	F	M	F	M	F	M	F
German Cultural Studies				1	1	2	2	3					3	6					3	6
	0		1		3		5		0		0		9		0		0		9	
German Language and Literature					5	1	3	10					8	11					8	11
	0		0		6		13		0		0		19		0		0		19	
Germanics					1	1	1						2	1	8	15			10	16
	0		0		2		1		0		0		3		23		0		26	
Greek		1								1			0	2					0	2
	1		0		0		0		1		0		2		0		0		2	
Hispanic Studies											1		1	0	4	11			5	11
	0		0		0		0		0		1		1		15		0		16	
History	1	1	12	9	58	61	107	91					178	162	48	33			226	195
	2		21		119		198		0		0		340		81		0		421	
History and Philosophy of Science			1		1	1	1	3					3	4					3	4
	0		1		2		4		0		0		7		0		0		7	
Humanities, Evening Degree Program			4		10	16	11	12	1				26	28					26	28
	0		4		26		23		1		0		54		0		0		54	
International Studies (Asia)	5	15	14	8	18	25	41	33					78	81					78	81
	20		22		43		74		0		0		159		0		0		159	

Note: Students with Double- or Triple-Majors are counted once in each major declared.

Declared Majors by Class Standing Seattle Campus

Sunday, October 08, 2006

College of Arts and Sciences

	Freshman		Sophomore		Junior		Senior		5th Year		Non-Matriculate		All Undergraduate		Graduate		Professional		All Students	
	M	F	M	F	M	F	M	F	M	F	M	F	M	F	M	F	M	F	M	F
	International Studies (China)													0	0	11	9			11
	0		0		0		0		0		0		0		20		0		20	
International Studies (Comp Religion)	1	1	5	4	5	11	21	25					32	41	6	10			38	51
	2		9		16		46		0		0		73		16		0		89	
International Studies (Int Studies-GTTL)													0	0		1			0	1
	0		0		0		0		0		0		0		1		0		1	
International Studies (Int. Studies)			2	6	18	25	45	66					65	97	18	26			83	123
	0		8		43		111		0		0		162		44		0		206	
International Studies (Japan)													0	0	7	6			7	6
	0		0		0		0		0		0		0		13		0		13	
International Studies (Jewish Studies)	1	3		1		2	4						5	6					5	6
	4		1		2		4		0		0		11		0		0		11	
International Studies (Korea)													0	0	8	5			8	5
	0		0		0		0		0		0		0		13		0		13	
International Studies (Latin America)	4	9	3	8	6	15	14	31					27	63					27	63
	13		11		21		45		0		0		90		0		0		90	
International Studies(Rus, E.E.,&C.Asia)													0	0	9	20			9	20
	0		0		0		0		0		0		0		29		0		29	

Note: Students with Double- or Triple-Majors are counted once in each major declared.

Declared Majors by Class Standing Seattle Campus

Sunday, October 08, 2006

College of Arts and Sciences

	Freshman		Sophomore		Junior		Senior		5th Year		Non-Matriculate		All Undergraduate		Graduate		Professional		All Students	
	M	F	M	F	M	F	M	F	M	F	M	F	M	F	M	F	M	F	M	F
	International Studies: Canada						1							0	1					0
		0		0		1		0		0		0		1		0		0		1
International Studies: Europe	1	14	1	9	8	35	8	23					18	81					18	81
		15		10		43		31		0		0		99		0		0		99
International Studies: Middle East													0	0	10	6			10	6
		0		0		0		0		0		0		0	16		0		16	
International Studies: South Asia													0	0	2	7			2	7
		0		0		0		0		0		0		0	9		0		9	
Italian		1		1	1	7	2	6	1				4	15					4	15
		1		1		8		8		1		0		19		0		0		19
Italian Studies													0	0	2	4			2	4
		0		0		0		0		0		0		0	6		0		6	
Japanese				1		5	9	33	17				39	26					39	26
		0		1		14		50		0		0		65		0		0		65
Korean						2		2	1				2	3					2	3
		0		0		2		3		0		0		5		0		0		5
Latin																				
	1	1						1	1		1		2	3					2	3
		2		0		0		2		1		0		5		0		0		5

Note: Students with Double- or Triple-Majors are counted once in each major declared.

Declared Majors by Class Standing Seattle Campus

Sunday, October 08, 2006

College of Arts and Sciences

	Freshman		Sophomore		Junior		Senior		5th Year		Non-Matriculate		All Undergraduate		Graduate		Professional		All Students	
	M	F	M	F	M	F	M	F	M	F	M	F	M	F	M	F	M	F	M	F
Law, Societies, and Justice				1	8	16	34	55					42	72					42	72
	0		1		24		89		0		0		114		0		0		114	
Linguistics				1	4	17	34	43		1	1		39	62	24	15			63	77
	0		1		21		77		1		1		101		39		0		140	
Mathematics			2		36	28	72	40		1	4	1	114	70	73	20			187	90
	0		2		64		112		1		5		184		93		0		277	
Mathematics (Comprehensive)			4		18	4	26	3					48	7					48	7
	0		4		22		29		0		0		55		0		0		55	
Mathematics (Liberal Arts)							1						1	0					1	0
	0		0		0		1		0		0		1	0	0		0		1	0
Mathematics (Mathematical Sciences)							1						1	0					1	0
	0		0		0		1		0		0		1	0	0		0		1	0
Mathematics (Philosophy)			1		1		3	1					4	2					4	2
	0		1		1		4		0		0		6		0		0		6	
Mathematics (Pure Mathematics)							2						2	0					2	0
	0		0		0		2		0		0		2		0		0		2	
Mathematics (Teacher Preparation)			1		3	1	8	5					12	6					12	6
	0		1		4		13		0		0		18		0		0		18	

Note: Students with Double- or Triple-Majors are counted once in each major declared.

Declared Majors by Class Standing Seattle Campus

Sunday, October 08, 2006

College of Arts and Sciences

	Freshman		Sophomore		Junior		Senior		5th Year		Non-Matriculate		All Undergraduate		Graduate		Professional		All Students	
	M	F	M	F	M	F	M	F	M	F	M	F	M	F	M	F	M	F	M	F
Medical Speech-Language Pathology													0	0	4	22			4	22
	0		0		0		0		0		0		0		26		0		26	
Microbiology		1		2	15	23	24	61	1	1			40	88					40	88
	1		2		38		85		2		0		128		0		0		128	
Music	4	4	6	9	13	7	29	22			1	2	53	44					53	44
	8		15		20		51		0		3		97		0		0		97	
Music (Brass)													0	0	9	1			9	1
	0		0		0		0		0		0		0		10		0		10	
Music (Choral Conducting)													0	0	10	8			10	8
	0		0		0		0		0		0		0		18		0		18	
Music (Composition)													0	0	4	4			4	4
	0		0		0		0		0		0		0		8		0		8	
Music (Education)													0	0	10	8			10	8
	0		0		0		0		0		0		0		18		0		18	
Music (Ethnomusicology)													0	0	10	9			10	9
	0		0		0		0		0		0		0		19		0		19	
Music (Guitar)			2	1	4		3						9	1					9	1
	0		3		4		3		0		0		10		0		0		10	

Note: Students with Double- or Triple-Majors are counted once in each major declared.

Declared Majors by Class Standing Seattle Campus

Sunday, October 08, 2006

College of Arts and Sciences

	Freshman		Sophomore		Junior		Senior		5th Year		Non-Matriculate		All Undergraduate		Graduate		Professional		All Students	
	M	F	M	F	M	F	M	F	M	F	M	F	M	F	M	F	M	F	M	F
	Music (Instrumental Conducting)													0	0	5	3			5
	0		0		0		0		0		0		0		8		0		8	
Music (Jazz Studies)	4	2	5		2		9	1					20	3					20	3
	6		5		2		10		0		0		23		0		0		23	
Music (Opera Production)													0	0	1				1	0
	0		0		0		0		0		0		0		1		0		1	
Music (Organ)													0	0	5	5			5	5
	0		0		0		0		0		0		0		10		0		10	
Music (Percussion)													0	0	4	2			4	2
	0		0		0		0		0		0		0		6		0		6	
Music (Piano)													0	0	3	13			3	13
	0		0		0		0		0		0		0		16		0		16	
Music (Strings)													0	0	5	5			5	5
	0		0		0		0		0		0		0		10		0		10	
Music (Theory)													0	0	9				9	0
	0		0		0		0		0		0		0		9		0		9	
Music (Voice)													0	0	5	14			5	14
	0		0		0		0		0		0		0		19		0		19	

Note: Students with Double- or Triple-Majors are counted once in each major declared.

Declared Majors by Class Standing Seattle Campus

Sunday, October 08, 2006

College of Arts and Sciences

	Freshman		Sophomore		Junior		Senior		5th Year		Non-Matriculate		All Undergraduate		Graduate		Professional		All Students	
	M	F	M	F	M	F	M	F	M	F	M	F	M	F	M	F	M	F	M	F
	Music (Woodwinds)													0	0	3	11			3
Music History	0		0		0		0		0		0		0		14		0		14	
Music History													0	0	2	6			2	6
Music History	0		0		0		0		0		0		0		8		0		8	
Near Eastern Languages & Civilization	1	1	2		3	6	1	1	2		1		8	10	4				12	10
Near Eastern Languages & Civilization		2		2		9		2		2		1		18		4		0		22
Near Eastern Studies: Biblical & Ancient	1							3					1	3					1	3
Near Eastern Studies: Biblical & Ancient		1		0		0		3		0		0		4		0		0		4
Near Eastern Studies: Comp Islamic St					2	1	1	3					3	4					3	4
Near Eastern Studies: Comp Islamic St		0		0		3		4		0		0		7		0		0		7
Near Eastern Studies: Culture & Civ		1		1		3		5					0	10					0	10
Near Eastern Studies: Culture & Civ		1		1		3		5		0		0		10		0		0		10
Near Eastern Studies: Lang & Civ	2	5	5	2	5	4	5	8					17	19					17	19
Near Eastern Studies: Lang & Civ		7		7		9		13		0		0		36		0		0		36
Neurobiology					4	4	25	26	1	1			30	31					30	31
Neurobiology	0		0		8		51		2		0		61		0		0		61	
Norwegian				1	1	1	1	3					2	5					2	5
Norwegian		0		1		2		4		0		0		7		0		0		7

Note: Students with Double- or Triple-Majors are counted once in each major declared.

Declared Majors by Class Standing Seattle Campus

Sunday, October 08, 2006

College of Arts and Sciences

	Freshman		Sophomore		Junior		Senior		5th Year		Non-Matriculate		All Undergraduate		Graduate		Professional		All Students	
	M	F	M	F	M	F	M	F	M	F	M	F	M	F	M	F	M	F	M	F
Philosophy			9	4	46	16	76	27	1				132	47	19	10			151	57
	0		13		62		103		1		0		179		29		0		208	
Physics	58	11	27	12	60	18	102	19	6	7	5	2	258	69	138	31			396	100
	69		39		78		121		13		7		327		169		0		496	
Physics (Nanotechnology)													0	0	1				1	0
	0		0		0		0		0		0		0		1		0		1	
Political Science		1	27	29	134	107	208	193					369	330	45	38			414	368
	1		56		241		401		0		0		699		83		0		782	
Political Science (Political Comm)							1						1	0					1	0
	0		0		0		1		0		0		1		0		0		1	
Political Science (Political Economy)			2		4	2	14	7					20	9					20	9
	0		2		6		21		0		0		29		0		0		29	
Political Science, Evening Degree Program							1						0	1					0	1
	0		0		0		1		0		0		1		0		0		1	
Postbaccalaureate Study									19	15			19	15					19	15
	0		0		0		0		34		0		34		0		0		34	
Pre Architecture & Urban Planning	90	63	50	39	37	31	1	1					178	134					178	134
	153		89		68		2		0		0		312		0		0		312	

Note: Students with Double- or Triple-Majors are counted once in each major declared.

Declared Majors by Class Standing Seattle Campus

Sunday, October 08, 2006

College of Arts and Sciences

	Freshman		Sophomore		Junior		Senior		5th Year		Non-Matriculate		All Undergraduate		Graduate		Professional		All Students	
	M	F	M	F	M	F	M	F	M	F	M	F	M	F	M	F	M	F	M	F
Pre Arts	99	143	37	86	24	28	1	1					161	258					161	258
	242		123		52		2		0		0		419		0		0		419	
Pre Business Administration	4	7	16	9	11	11	1	1					32	28					32	28
	11		25		22		2		0		0		60		0		0		60	
Pre Education										1			0	1					0	1
	0		0		0		0		1		0		1		0		0		1	
Pre Engineering	653	146	497	117	202	66	7	1					1359	330					1359	330
	799		614		268		8		0		0		1689		0		0		1689	
Pre Environmental Health	1	2		2		1							1	5					1	5
	3		2		1		0		0		0		6		0		0		6	
Pre Health Sciences	186	309	80	134	24	60	2	1		1			292	505					292	505
	495		214		84		3		1		0		797		0		0		797	
Pre Humanities	71	144	52	86	33	48	2						158	278					158	278
	215		138		81		2		0		0		436		0		0		436	
Pre Major (Arts & Sciences)	741	879	670	814	315	366	7	7					1733	2066					1733	2066
	1620		1484		681		14		0		0		3799		0		0		3799	
Pre Major, Evening Degree Program					2	3	1	1					3	4					3	4
	0		0		5		2		0		0		7		0		0		7	

Note: Students with Double- or Triple-Majors are counted once in each major declared.

Declared Majors by Class Standing Seattle Campus

Sunday, October 08, 2006

College of Arts and Sciences

	Freshman		Sophomore		Junior		Senior		5th Year		Non-Matriculate		All Undergraduate		Graduate		Professional		All Students	
	M	F	M	F	M	F	M	F	M	F	M	F	M	F	M	F	M	F	M	F
Pre Nursing	13	129	12	126	9	67	2	15					36	337					36	337
		142		138		76		17		0		0		373		0		0		373
Pre Sciences	380	540	214	293	112	120	1	2	4				711	955					711	955
		920		507		232		3	4		0			1666		0		0		1666
Pre Social Sciences	295	413	167	265	150	237	3	5	1				616	920					616	920
		708		432		387		8	1		0			1536		0		0		1536
Psychology			8	14	50	137	104	286				1	162	438	26	69			188	507
	0		22		187		390		0		1		600		95		0		695	
Psychology (Clinical Psychology)													0	0	3	15			3	15
	0		0		0		0		0		0		0		18		0		18	
Psychology, Evening Degree Program							1						0	1					0	1
	0		0		0		1		0		0		1		0		0		1	
Romance Languages and Lit (Spanish St)													0	0	1				0	1
	0		0		0		0		0		0		0		1		0		1	
Romance Linguistics					1	1	2						1	3					1	3
	0		0		1		3		0		0		4		0		0		4	
Russian Language, Literature, & Culture	1	1	4		4	4	4	3					9	12					9	12
		2	4		8		7		0		0		21		0		0		21	

Note: Students with Double- or Triple-Majors are counted once in each major declared.

Declared Majors by Class Standing Seattle Campus

Sunday, October 08, 2006

College of Arts and Sciences	Freshman		Sophomore		Junior		Senior		5th Year		Non-Matriculate		All Undergraduate		Graduate		Professional		All Students	
	M	F	M	F	M	F	M	F	M	F	M	F	M	F	M	F	M	F	M	F
	Scandinavian (Area Studies)													0	0	2	4			2
	0		0		0		0		0		0		0		6		0		6	
Scandinavian (Languages & Literatures)													0	0	3	6			3	6
	0		0		0		0		0		0		0		9		0		9	
Scandinavian Area Studies			1	2		2	4	7					5	11					5	11
	0		3		2		11		0		0		16		0		0		16	
Slavic Languages and Literatures	1			1	2	2	3	4		1			6	8	3	5			9	13
	1		1		4		7		1		0		14		8		0		22	
Social Sciences, Evening Degree Program	1		4	8	36	76	38	67	3				82	151					82	151
	1		12		112		105		3		0		233		0		0		233	
Sociology			4	10	33	87	76	155					113	252	30	50			143	302
	0		14		120		231		0		0		365		80		0		445	
Sociology, Evening Degree Program						1							0	1					0	1
	0		0		1		0		0		0		1		0		0		1	
Sociology: Global and Social Change							2	1					2	1					2	1
	0		0		0		3		0		0		3		0		0		3	
Sociology: Individual and Society							1	2					1	2					1	2
	0		0		0		3		0		0		3		0		0		3	

Note: Students with Double- or Triple-Majors are counted once in each major declared.

Declared Majors by Class Standing Seattle Campus

Sunday, October 08, 2006

College of Arts and Sciences

	Freshman		Sophomore		Junior		Senior		5th Year		Non-Matriculate		All Undergraduate		Graduate		Professional		All Students	
	M	F	M	F	M	F	M	F	M	F	M	F	M	F	M	F	M	F	M	F
Sociology: Law, Society & Social Policy							3	3					3	3					3	3
Spanish	0		0		0		6		0		0		6		0		0		6	
Speech and Hearing Sci (Com Disorders)				1	3	10	13	39		1			16	51					16	51
Speech and Hearing Sciences	0		1		13		52		1		0		67		0		0		67	
Statistics				2	2	23	1	37	1	6			4	68					4	68
Undeclared 5th Year	0		2		25		38		7		0		72		0		0		72	
Swedish					2		1	2	2	18			3	22	9	62			12	84
Women Studies	0		0		2		3		20		0		25		71		0		96	
Visiting Arts & Sciences					5		10	4			1	1	16	5	29	23			45	28
Sociology: Law, Society & Social Policy	0		0		5		14		0		2		21		52		0		73	
Spanish	1	2	1	2		3		3					2	10				2	10	
Speech and Hearing Sciences	3		3		3		3		0		0		12		0		0		12	
Undeclared 5th Year									3	2			3	2				3	2	
Statistics	0		0		0		0		5		0		5		0		0		5	
Swedish	3	5	6	6	3	8	1						13	19				13	19	
Women Studies	8		12		11		1		0		0		32		0		0		32	
Undeclared 5th Year													1	56	1	15			2	71
Women Studies	6		2		19		1	29					57		16		0		73	

Note: Students with Double- or Triple-Majors are counted once in each major declared.

Declared Majors by Class Standing Seattle Campus

Sunday, October 08, 2006

College of Arts and Sciences

Zoology

Freshman		Sophomore		Junior		Senior		5th Year		Non-Matriculate		All Undergraduate		Graduate		Professional		All Students			
M	F	M	F	M	F	M	F	M	F	M	F	M	F	M	F	M	F	M	F		
						1	2					1	2	36	36					37	38
0		0		0		3		0		0		3		72		0				75	

Note: Students with Double- or Triple-Majors are counted once in each major declared.

Declared Majors by Class Standing Seattle Campus

Sunday, October 08, 2006

College of Education

	Freshman		Sophomore		Junior		Senior		5th Year		Non-Matriculate		All Undergraduate		Graduate		Professional		All Students	
	M	F	M	F	M	F	M	F	M	F	M	F	M	F	M	F	M	F	M	F
	Education											12	26	12	26	77	192			89
	0		0		0		0		0		38		38		269		0		307	
Education (Curriculum & Instruction)													0	0	36	98			36	98
	0		0		0		0		0		0		0		134		0		134	
Education (Educ Leadership & Policy Std)													0	0	52	94			52	94
	0		0		0		0		0		0		0		146		0		146	
Education (Educational Psychology)													0	0	6	36			6	36
	0		0		0		0		0		0		0		42		0		42	
Education (Initial Certificate)									2				0	2					0	2
	0		0		0		0		2		0		2		0		0		2	
Education (Special Education)													0	0	15	74			15	74
	0		0		0		0		0		0		0		89		0		89	
Education Fifth Year,Continuing)									1				1	0					1	0
	0		0		0		0		1		0		1		0		0		1	
Education, Evening Degree Program													0	0	5	6			5	6
	0		0		0		0		0		0		0		11		0		11	
Intercollegiate Athletics Leadership													0	0	13	13			13	13
	0		0		0		0		0		0		0		26		0		26	

Note: Students with Double- or Triple-Majors are counted once in each major declared.

Declared Majors by Class Standing Seattle Campus

Sunday, October 08, 2006

College of Education

Freshman		Sophomore		Junior		Senior		5th Year		Non-Matriculate		All Undergraduate		Graduate		Professional		All Students	
M	F	M	F	M	F	M	F	M	F	M	F	M	F	M	F	M	F	M	F

Note: Students with Double- or Triple-Majors are counted once in each major declared.

Declared Majors by Class Standing Seattle Campus

Sunday, October 08, 2006

College of Engineering	Freshman		Sophomore		Junior		Senior		5th Year		Non-Matriculate		All Undergraduate		Graduate		Professional		All Students	
	M	F	M	F	M	F	M	F	M	F	M	F	M	F	M	F	M	F	M	F
	Aeronautics & Astronautics			9	1	28	6	38	10	1		12	1	88	18	79	8			167
	0		10		34		48		1		13		106		87		0		193	
Aeronautics & Astronautics (Televised)											19	5	19	5	29	5			48	10
	0		0		0		0		0		24		24		34		0		58	
Aerospace Engineering													0	0	11				11	0
	0		0		0		0		0		0		0		11		0		11	
Chemical Engineering			3	2	31	14	51	25			1		86	41	42	19			128	60
	0		5		45		76		0		1		127		61		0		188	
Civil Engineering			7	1	72	20	79	20	5	1	3	1	166	43	127	52			293	95
	0		8		92		99		6		4		209		179		0		388	
Computer Engineering	7	2	15	3	42	2	71	20	1				136	27					136	27
	9		18		44		91		1		0		163		0		0		163	
Computer Science & Engineering											1		1	0	126	39			127	39
	0		0		0		0		0		1		1		165		0		166	
Computer Science & Engineering, Evening													0	0	108	11			108	11
	0		0		0		0		0		0		0		119		0		119	
Electrical Engineering	20		40	11	147	16	226	26	3		5	1	441	54	217	51			658	105
	20		51		163		252		3		6		495		268		0		763	

Note: Students with Double- or Triple-Majors are counted once in each major declared.

Declared Majors by Class Standing Seattle Campus

Sunday, October 08, 2006

College of Engineering

	Freshman		Sophomore		Junior		Senior		5th Year		Non-Matriculate		All Undergraduate		Graduate		Professional		All Students		
	M	F	M	F	M	F	M	F	M	F	M	F	M	F	M	F	M	F	M	F	
	Electrical Engineering (Nanotechnology)													0	0	4	3			4	3
	0		0		0		0		0		0		0		7		0		7		
Engineering (Civil Engineering)													0	0	13	10			13	10	
	0		0		0		0		0		0		0		23		0		23		
Engineering (Inter Engineering)													0	0	4				4	0	
	0		0		0		0		0		0		0		4		0		4		
Engineering (Manufacturing Engineering)												1		1	0	4				5	0
	0		0		0		0		0		1		1		4		0		5		
Engineering (Mechanical Engineering)													0	0	3				3	0	
	0		0		0		0		0		0		0		3		0		3		
Exchange - Engineering					6								6	0					6	0	
	0		0		6		0		0		0		6		0		0		6		
Industrial Engineering	1	2	8	7	10	12	31	14					50	35	18	11			68	46	
	3		15		22		45		0		0		85		29		0		114		
Mat Sci & Engineering (Nanotechnology)													0	0	1				1	0	
	0		0		0		0		0		0		0		1		0		1		
Materials Science & Engineering			4	2	24	7	35	13	1		1	1	65	23					65	23	
	0		6		31		48		1		2		88		0		0		88		

Note: Students with Double- or Triple-Majors are counted once in each major declared.

Declared Majors by Class Standing Seattle Campus

Sunday, October 08, 2006

College of Engineering

	Freshman		Sophomore		Junior		Senior		5th Year		Non-Matriculate		All Undergraduate		Graduate		Professional		All Students	
	M	F	M	F	M	F	M	F	M	F	M	F	M	F	M	F	M	F	M	F
Materials Science & Engr (Televised)													0	0		1			0	1
	0		0		0		0		0		0		0		1		0		1	
Materials Science & Engr(Materials Engr)													0	0	56	16			56	16
	0		0		0		0		0		0		0		72		0		72	
Mechanical Engineering	1		19	2	80	6	101	17	1		9	2	211	27	114	35			325	62
	1		21		86		118		1		11		238		149		0		387	
Technical Communication				1	5	8	9	4			2	8	16	21	19	38			35	59
	0		1		13		13		0		10		37		57		0		94	

Note: Students with Double- or Triple-Majors are counted once in each major declared.

Declared Majors by Class Standing Seattle Campus

Sunday, October 08, 2006

College of Forest Resources	Freshman		Sophomore		Junior		Senior		5th Year		Non-Matriculate		All Undergraduate		Graduate		Professional		All Students	
	M	F	M	F	M	F	M	F	M	F	M	F	M	F	M	F	M	F	M	F
	Environmental Horticulture & Urban For								1					0	1					0
	0		0		0		1		0		0		1		0		0			1
Environmental Science and Resource Mgmt	3	2	6	4	22	14	36	25	1	2			68	47					68	47
	5		10		36		61		3		0		115		0		0			115
Forest Res (Environmental Horticulture)													0	0	4	2			4	2
	0		0		0		0		0		0		0		6		0			6
Forest Resources													0	0	66	70			66	70
	0		0		0		0		0		0		0		136		0			136
Forest Resources (Paper Science & Engr)	8	1	5	1	14	3	11	5			1		39	10					39	10
	9		6		17		16		0		1		49		0		0			49
Forest Resources (PSE: Business Option)							3						3	0					3	0
	0		0		0		3		0		0		3		0		0			3
Forest Resources: Forest Management							1						1	0					1	0
	0		0		0		1		0		0		1		0		0			1
Forest Resources:Silviculture & For Prod													0	0	1				0	1
	0		0		0		0		0		0		0		1		0			1
Forest Resoures (Economics)													0	0	1				0	1
	0		0		0		0		0		0		0		1		0			1

Note: Students with Double- or Triple-Majors are counted once in each major declared.

Declared Majors by Class Standing Seattle Campus

Sunday, October 08, 2006

College of Forest Resources

	Freshman		Sophomore		Junior		Senior		5th Year		Non-Matriculate		All Undergraduate		Graduate		Professional		All Students	
	M	F	M	F	M	F	M	F	M	F	M	F	M	F	M	F	M	F	M	F
Pre Forestry (Forest Resources)	2	2					1						3	2					3	2
		4		0		0		1		0		0		5		0		0		5
Pre Paper Science and Engineering													0	1					0	1
		0		0		0		1		0		0		1		0		0		1
Sustainable Resource Sciences													0	1					0	1
		0		0		0		1		0		0		1		0		0		1
Wildlife Science						1		3					4	1					4	1
		0		0		1		3		1		0		5		0		0		5

Note: Students with Double- or Triple-Majors are counted once in each major declared.

Declared Majors by Class Standing Seattle Campus

Sunday, October 08, 2006

College of Ocean and Fisheries Sciences

Freshman		Sophomore		Junior		Senior		5th Year		Non-Matriculate		All Undergraduate		Graduate		Professional		All Students	
M	F	M	F	M	F	M	F	M	F	M	F	M	F	M	F	M	F	M	F
Aquatic and Fishery Sciences																			
13	16	5	11	18	15	28	15				2	64	59	49	52			113	111
	29		16		33		43		0		2		123		101		0		224
Oceanography																			
6	13	5	12	9	9	11	11		2	1	1	32	48	26	47			58	95
	19		17		18		22		2		2		80		73		0		153
School of Marine Affairs																			
											1	0	1	20	36			20	37
	0		0		0		0		0		1		1		56		0		57

Note: Students with Double- or Triple-Majors are counted once in each major declared.

Declared Majors by Class Standing Seattle Campus

Sunday, October 08, 2006

Interdisciplinary Graduate Programs	Freshman		Sophomore		Junior		Senior		5th Year		Non-Matriculate		All Undergraduate		Graduate		Professional		All Students	
	M	F	M	F	M	F	M	F	M	F	M	F	M	F	M	F	M	F	M	F
	Biology Teaching											1	0	1	1	5				1
	0		0		0		0		0		1		1		6		0			7
Biomolecular Structure and Design													0	0	24	10			24	10
	0		0		0		0		0		0		0		34		0			34
Conservation Biology													0	0	1	5			1	5
	0		0		0		0		0		0		0		6		0			6
Environmental Management													0	0	2	4			2	4
	0		0		0		0		0		0		0		6		0			6
Global and Environmental Chemistry													0	0	2	1			2	1
	0		0		0		0		0		0		0		3		0			3
Global Trade, Transportation & Logistics													0	0	13	6			13	6
	0		0		0		0		0		0		0		19		0			19
Graduate Unassigned													0	0	7	6			7	6
	0		0		0		0		0		0		0		13		0			13
Graduate Visiting													0	0	54	29			54	29
	0		0		0		0		0		0		0		83		0			83
Health Administration Group											2	0	2	48	44			48	46	
	0		0		0		0		0		2		2		92		0			94

Note: Students with Double- or Triple-Majors are counted once in each major declared.

Declared Majors by Class Standing Seattle Campus

Sunday, October 08, 2006

Interdisciplinary Graduate Programs

	Freshman		Sophomore		Junior		Senior		5th Year		Non-Matriculate		All Undergraduate		Graduate		Professional		All Students	
	M	F	M	F	M	F	M	F	M	F	M	F	M	F	M	F	M	F	M	F
	Individual PhD													0	0	1	4			1
	0		0		0		0		0		0		0		5		0		5	
MOLECULAR AND CELLULAR BIO (FHCRC)													0	0	39	40			39	40
	0		0		0		0		0		0		0		79		0		79	
Molecular and Cellular Biology													0	0	34	56			34	56
	0		0		0		0		0		0		0		90		0		90	
Museology													0	0	8	50			8	50
	0		0		0		0		0		0		0		58		0		58	
Near & Middle Eastern Studies													0	0	8	9			8	9
	0		0		0		0		0		0		0		17		0		17	
Neurobiology & Behavior													0	0	46	31			46	31
	0		0		0		0		0		0		0		77		0		77	
Nutritional Science													0	0	5	37			5	37
	0		0		0		0		0		0		0		42		0		42	
Public Health Genetics													0	0	3	11			3	11
	0		0		0		0		0		0		0		14		0		14	
Public Health Pathobiology													0	0	12	33			12	33
	0		0		0		0		0		0		0		45		0		45	

Note: Students with Double- or Triple-Majors are counted once in each major declared.

Declared Majors by Class Standing Seattle Campus

Sunday, October 08, 2006

Interdisciplinary Graduate Programs

	Freshman		Sophomore		Junior		Senior		5th Year		Non-Matriculate		All Undergraduate		Graduate		Professional		All Students	
	M	F	M	F	M	F	M	F	M	F	M	F	M	F	M	F	M	F	M	F
Quantitative Ecology & Resource Mgmt													0	0	11	9			11	9
	0		0		0		0		0		0		0		20		0		20	
Special Program Graduate Student													0	0	5	7			5	7
	0		0		0		0		0		0		0		12		0		12	
Urban Design & Planning													0	0	13	10			13	10
	0		0		0		0		0		0		0		23		0		23	

Note: Students with Double- or Triple-Majors are counted once in each major declared.

Declared Majors by Class Standing Seattle Campus

Sunday, October 08, 2006

	Freshman		Sophomore		Junior		Senior		5th Year		Non-Matriculate		All Undergraduate		Graduate		Professional		All Students				
	M	F	M	F	M	F	M	F	M	F	M	F	M	F	M	F	M	F	M	F			
	Interdisciplinary Undergraduate Studies																						
Academy for Young Scholars	12	23	16	13	8	5							36	41							36	41	
		35		29		13		0		0		0		77		0		0				77	
Center for Study of Capable Youth	5	6	9	3	4	3							18	12							18	12	
		11		12		7		0		0		0		30		0		0				30	
Environmental St: Ecology & Conservation				1		3		9		6		16		10		25						10	25
		0		1		12		22		0		0		35		0		0				35	
Environmental St: Internatl Perspectives				2		2		2		4				4		8						4	8
		0		2		4		6		0		0		12		0		0				12	
Environmental St: Population and Health						1		1		14				1		15						1	15
		0		0		1		15		0		0		16		0		0				16	
Environmental St: Resources				1		1		3		1		7		3								11	5
		0		2		4		10		0		0		16		0		0				16	
Environmental Studies	4	14	3	3	2	5		1					9	23							9	23	
		18		6		7		1		0		0		32		0		0				32	
Non Matriculated													713	850	713	850					713	850	
		0		0		0		0		0		0		1563		1563		0		0		1563	
Policy Dimensions of the Earth Sciences													0	0	1	2					1	2	
		0		0		0		0		0		0		0		3		0				3	

Note: Students with Double- or Triple-Majors are counted once in each major declared.

Declared Majors by Class Standing Seattle Campus

Sunday, October 08, 2006

Interdisciplinary Undergraduate Studies

Freshman		Sophomore		Junior		Senior		5th Year		Non-Matriculate		All Undergraduate		Graduate		Professional		All Students	
M	F	M	F	M	F	M	F	M	F	M	F	M	F	M	F	M	F	M	F
Visiting undergraduate interdisciplinary																			
										11	11	11	11					11	11
										22		22		0		0		22	

Note: Students with Double- or Triple-Majors are counted once in each major declared.

Declared Majors by Class Standing Seattle Campus

Sunday, October 08, 2006

Interschool or Intercollege Programs

	Freshman		Sophomore		Junior		Senior		5th Year		Non-Matriculate		All Undergraduate		Graduate		Professional		All Students	
	M	F	M	F	M	F	M	F	M	F	M	F	M	F	M	F	M	F	M	F
	Bioengineering	7	3	12	4	17	12	37	22			2		75	41	54	49			129
		10		16		29		59		0		2		116		103		0		219
Bioengineering (Engineering & Medicine)													0	0	1	1			1	1
	0		0		0		0		0		0		0		2		0			2
Bioengineering (Nanotechnology)													0	0	2				2	0
	0		0		0		0		0		0		0		2		0			2
Dentistry/Oral Biology													0	0	1				1	0
	0		0		0		0		0		0		0		1		0			1
Entrepreneurship in Technology													0	0	2				2	0
	0		0		0		0		0		0		0		2		0			2
Health Services/Business Administration													0	0	3	1			3	1
	0		0		0		0		0		0		0		4		0			4
International Studies/Business Admin													0	0	2	1			2	1
	0		0		0		0		0		0		0		3		0			3
International Studies/Health Services													0	0		1			0	1
	0		0		0		0		0		0		0		1		0			1
International Studies/Marine Studies													0	0	1	1			1	1
	0		0		0		0		0		0		0		2		0			2

Note: Students with Double- or Triple-Majors are counted once in each major declared.

Declared Majors by Class Standing Seattle Campus

Sunday, October 08, 2006

Interschool or Intercollege Programs

	Freshman		Sophomore		Junior		Senior		5th Year		Non-Matriculate		All Undergraduate		Graduate		Professional		All Students	
	M	F	M	F	M	F	M	F	M	F	M	F	M	F	M	F	M	F	M	F
International Studies/Public Affairs													0	0	7	17			7	17
Medical Engineering	0		0		0		0		0		0		0		24		0		24	
Nursing/Health Services											9	4	9	4	18	9			27	13
Nursing/Health Services	0		0		0		0		0		13		13		27		0		40	
Nursing/Health Services													0	0	2				0	2
Nursing/Health Services	0		0		0		0		0		0		0		2		0		2	
Public Affairs/Environmental Health													0	0	2				0	2
Public Affairs/Environmental Health	0		0		0		0		0		0		0		2		0		2	
Public Affairs/Forest Resources													0	0	4	2			4	2
Public Affairs/Forest Resources	0		0		0		0		0		0		0		6		0		6	
Public Affairs/Health Administration													0	0	1				0	1
Public Affairs/Health Administration	0		0		0		0		0		0		0		1		0		1	
Public Affairs/Health Services													0	0	1				1	0
Public Affairs/Health Services	0		0		0		0		0		0		0		1		0		1	
Social Work/Public Health													0	0	2				0	2
Social Work/Public Health	0		0		0		0		0		0		0		2		0		2	
Urban Planning/Public Administration													0	0	2	5			2	5
Urban Planning/Public Administration	0		0		0		0		0		0		0		7		0		7	

Note: Students with Double- or Triple-Majors are counted once in each major declared.

Declared Majors by Class Standing Seattle Campus

Sunday, October 08, 2006

Interschool or Intercollege Programs

Freshman		Sophomore		Junior		Senior		5th Year		Non-Matriculate		All Undergraduate		Graduate		Professional		All Students	
M	F	M	F	M	F	M	F	M	F	M	F	M	F	M	F	M	F	M	F

Note: Students with Double- or Triple-Majors are counted once in each major declared.

Declared Majors by Class Standing Seattle Campus

Sunday, October 08, 2006

School of Business Administration

	Freshman		Sophomore		Junior		Senior		5th Year		Non-Matriculate		All Undergraduate		Graduate		Professional		All Students	
	M	F	M	F	M	F	M	F	M	F	M	F	M	F	M	F	M	F	M	F
Accounting			19	14	86	105	124	115	1	8			230	242					230	242
	0		33		191		239		9		0		472		0		0		472	
Accounting (Auditing & Assurance)													0	0	25	19			25	19
	0		0		0		0		0		0		0		44		0		44	
Accounting (Taxation)													0	0	20	25			20	25
	0		0		0		0		0		0		0		45		0		45	
Bus Admin (Human Resources Management)		1		2	3	14	8	23					11	40					11	40
	1		2		17		31		0		0		51		0		0		51	
Business Administration	28	35	48	61	71	83	37	28					184	207					184	207
	63		109		154		65		0		0		391		0		0		391	
Business Admin (Entrepreneurship)					33	16	42	18					75	34					75	34
	0		0		49		60		0		0		109		0		0		109	
Business Administration											1		1	0	131	93			132	93
	0		0		0		0		0		1		1		224		0		225	
Business Administration (Doctoral)													0	0	53	33			53	33
	0		0		0		0		0		0		0		86		0		86	
Business Administration (Executive)													0	0	97	46			97	46
	0		0		0		0		0		0		0		143		0		143	

Note: Students with Double- or Triple-Majors are counted once in each major declared.

Declared Majors by Class Standing Seattle Campus

Sunday, October 08, 2006

School of Business Administration	Freshman		Sophomore		Junior		Senior		5th Year		Non-Matriculate		All Undergraduate		Graduate		Professional		All Students	
	M	F	M	F	M	F	M	F	M	F	M	F	M	F	M	F	M	F	M	F
	Business Administration (Finance)			11	7	100	53	175	102		1			286	163					286
	0		18		153		277		1		0		449		0		0		449	
Business Administration (Info Systems)													0	0	2				2	0
	0		0		0		0		0		0		0		2		0		2	
Business Administration (Inform Systems)				1	11	8	50	30					61	39					61	39
	0		1		19		80		0		0		100		0		0		100	
Business Administration (Marketing)			6	5	48	74	85	104					139	183					139	183
	0		11		122		189		0		0		322		0		0		322	
Business, Evening Degree Program (MBA)													0	0	117	43			117	43
	0		0		0		0		0		0		0		160		0		160	
Certificate in International Business			2	3	18	28	31	33					51	64					51	64
	0		5		46		64		0		0		115		0		0		115	
Exchange - Business administration					3	3							3	3					3	3
	0		0		6		0		0		0		6		0		0		6	
Global Executive MBA													0	0	32	3			32	3
	0		0		0		0		0		0		0		35		0		35	
Global MBA													0	0		1			0	1
	0		0		0		0		0		0		0		1		0		1	

Note: Students with Double- or Triple-Majors are counted once in each major declared.

Declared Majors by Class Standing Seattle Campus

Sunday, October 08, 2006

School of Business Administration

Freshman		Sophomore		Junior		Senior		5th Year		Non-Matriculate		All Undergraduate		Graduate		Professional		All Students	
M	F	M	F	M	F	M	F	M	F	M	F	M	F	M	F	M	F	M	F
												0	0	61	13			61	13
0		0		0		0		0		0		0		74		0		74	

Technology Management MBA

Note: Students with Double- or Triple-Majors are counted once in each major declared.

Declared Majors by Class Standing Seattle Campus

Sunday, October 08, 2006

School of Dentistry	Freshman		Sophomore		Junior		Senior		5th Year		Non-Matriculate		All Undergraduate		Graduate		Professional		All Students	
	M	F	M	F	M	F	M	F	M	F	M	F	M	F	M	F	M	F	M	F
	Dentistry													0	0			142	78	142
	0		0		0		0		0		0		0		0		220		220	
Dentistry (with Certificate)													0	0	1				0	1
	0		0		0		0		0		0		0		1	0			1	
Dentistry Concurrent Degree Program													0	0	1				0	1
	0		0		0		0		0		0		0		1	0			1	
Endodontics													0	0	5	2			5	2
	0		0		0		0		0		0		0		7	0			7	
Oral Biology													0	0	10	10	1		10	11
	0		0		0		0		0		0		0		20	1			21	
Oral Medicine													0	0	2	6			2	6
	0		0		0		0		0		0		0		8	0			8	
Orthodontics													0	0	8	7			8	7
	0		0		0		0		0		0		0		15	0			15	
Pediatric Dentistry													0	0	2	8			2	8
	0		0		0		0		0		0		0		10	0			10	
Periodontics													0	0	5	5			5	5
	0		0		0		0		0		0		0		10	0			10	

Note: Students with Double- or Triple-Majors are counted once in each major declared.

Declared Majors by Class Standing Seattle Campus

Sunday, October 08, 2006

School of Dentistry

Freshman		Sophomore		Junior		Senior		5th Year		Non-Matriculate		All Undergraduate		Graduate		Professional		All Students	
M	F	M	F	M	F	M	F	M	F	M	F	M	F	M	F	M	F	M	F
												0	0	10	2			10	2
0		0		0		0		0		0		0		12		0		12	

Prosthodontics

Note: Students with Double- or Triple-Majors are counted once in each major declared.

Declared Majors by Class Standing Seattle Campus

Sunday, October 08, 2006

School of Law	Freshman		Sophomore		Junior		Senior		5th Year		Non-Matriculate		All Undergraduate		Graduate		Professional		All Students	
	M	F	M	F	M	F	M	F	M	F	M	F	M	F	M	F	M	F	M	F
	Exchange - Law													0	0			2		2
Law	0		0		0		0		0		0		0	0	0		2		2	
Law (Intellectual Property)													0	0	16	9	220	288	236	297
Law (Taxation)	0		0		0		0		0		0		0		25		508		533	
Law Concurrent Degree Program													0	0	33	15			33	15
Law Visiting	0		0		0		0		0		0		0		48		0		48	
													0	0	28	40			28	40
	0		0		0		0		0		0		0		68		0		68	
													0	0	18	18			18	18
	0		0		0		0		0		0		0		36		0		36	
									1	1			1	1					1	1
	0		0		0		0		2		0		2		0		0		2	

Note: Students with Double- or Triple-Majors are counted once in each major declared.

Declared Majors by Class Standing Seattle Campus

Sunday, October 08, 2006

School of Medicine	Freshman		Sophomore		Junior		Senior		5th Year		Non-Matriculate		All Undergraduate		Graduate		Professional		All Students	
	M	F	M	F	M	F	M	F	M	F	M	F	M	F	M	F	M	F	M	F
	Biochemistry													0	0	42	15			42
	0		0		0		0		0		0		0		57		0		57	
Biological Structure													0	0	2	2			2	2
	0		0		0		0		0		0		0		4		0		4	
Biomedical and Health Informatics											1		1	0	16	10			17	10
	0		0		0		0		0		1		1		26		0		27	
Comparative Medicine													0	0		2			0	2
	0		0		0		0		0		0		0		2		0		2	
Genetics													0	0	3	3			3	3
	0		0		0		0		0		0		0		6		0		6	
Genome Sciences											1		1	0	33	15			34	15
	0		0		0		0		0		1		1		48		0		49	
Immunology													0	0	20	17			20	17
	0		0		0		0		0		0		0		37		0		37	
Laboratory Medicine													0	0	2	6			2	6
	0		0		0		0		0		0		0		8		0		8	
Medex (Medex Certificate Program)	9	6	10	3									19	9					19	9
	15		13		0		0		0		0		28		0		0		28	

Note: Students with Double- or Triple-Majors are counted once in each major declared.

Declared Majors by Class Standing Seattle Campus

Sunday, October 08, 2006

School of Medicine	Freshman		Sophomore		Junior		Senior		5th Year		Non-Matriculate		All Undergraduate		Graduate		Professional		All Students	
	M	F	M	F	M	F	M	F	M	F	M	F	M	F	M	F	M	F	M	F
	Medical History & Ethics											1	0	1		1				0
Medical Technology	0		0		0		0		0		1		1		1		0			2
Medicine					5	8	13	16	1	4			19	28					19	28
Medicine Concurrent Degree Program	0		0		13		29		5		0		47		0		0		47	
Medicine													0	0			330	354	330	354
Medicine Concurrent Degree Program	0		0		0		0		0		0		0		0		684		684	
Medicine Concurrent Degree Program													0	0	50	37			50	37
Medicine Concurrent Degree Program	0		0		0		0		0		0		0		87		0		87	
Medxd (Medex Degree Program)			1		14	12	19	15	29	40			62	68					62	68
Medicine	0		1		26		34		69		0		130		0		0		130	
Microbiology (Medicine)											1	0	1	20	27				20	28
Microbiology (Medicine)	0		0		0		0		0		1		1		47		0		48	
Molecular Biotechnology													0	0	2	1			2	1
Pathology	0		0		0		0		0		0		0		3		0		3	
Pathology											1		1	0	9	14			10	14
Pharmacology	0		0		0		0		0		1		1		23		0		24	
Pharmacology													0	0	18	24			18	24
Pharmacology	0		0		0		0		0		0		0		42		0		42	

Note: Students with Double- or Triple-Majors are counted once in each major declared.

Declared Majors by Class Standing Seattle Campus

Sunday, October 08, 2006

School of Medicine

	Freshman		Sophomore		Junior		Senior		5th Year		Non-Matriculate		All Undergraduate		Graduate		Professional		All Students	
	M	F	M	F	M	F	M	F	M	F	M	F	M	F	M	F	M	F	M	F
Physiology & Biophysics													0	0	17	14			17	14
	0		0		0		0		0		0		0		31		0		31	
Prosthetics & Orthotics					3	5	2	6	4	2			9	13					9	13
	0		0		8		8		6		0		22		0		0		22	
Rehabilitation Med (Physical Therapy)													0	0	20	69			20	69
	0		0		0		0		0		0		0		89		0		89	
Rehabilitation Med(Occupational Therapy)													0	0	5	67			5	67
	0		0		0		0		0		0		0		72		0		72	
Rehabilitation Medicine													0	0		1			0	1
	0		0		0		0		0		0		0		1		0		1	
Rehabilitation Science													0	0		6			0	6
	0		0		0		0		0		0		0		6		0		6	

Note: Students with Double- or Triple-Majors are counted once in each major declared.

Declared Majors by Class Standing Seattle Campus

Sunday, October 08, 2006

School of Nursing	Freshman		Sophomore		Junior		Senior		5th Year		Non-Matriculate		All Undergraduate		Graduate		Professional		All Students	
	M	F	M	F	M	F	M	F	M	F	M	F	M	F	M	F	M	F	M	F
	Adv Practice Nurs (Adult Psy Ment Hlth)													0	0		2			0
	0		0		0		0		0		0		0		2		0			2
Adv Practice Nurs (Forensic Nurse Spec)													0	0	1	5			1	5
	0		0		0		0		0		0		0		6		0			6
Adv Practice Nurs (Nurse Educ Spec Trn)													0	0	1	6			1	6
	0		0		0		0		0		0		0		7		0			7
APN (Infect Diseases & Infect Control)													0	0		3			0	3
	0		0		0		0		0		0		0		3		0			3
Masters Entry Program in Nursing													0	0	5	20			5	20
	0		0		0		0		0		0		0		25		0			25
Nursing			3	7	51	5	75	11	35	4	34	27	198	34	342				61	540
	0		3		58		80		46		38		225		376		0			601

Note: Students with Double- or Triple-Majors are counted once in each major declared.

Declared Majors by Class Standing Seattle Campus

Sunday, October 08, 2006

School of Pharmacy	Freshman		Sophomore		Junior		Senior		5th Year		Non-Matriculate		All Undergraduate		Graduate		Professional		All Students	
	M	F	M	F	M	F	M	F	M	F	M	F	M	F	M	F	M	F	M	F
	Medicinal Chemistry													0	0	12	14			12
	0		0		0		0		0		0		0		26		0		26	
Pharmaceutics											1		1	0	9	12			10	12
	0		0		0		0		0		1		1		21		0		22	
Pharmacy													0	0	6	7	121	267	127	274
	0		0		0		0		0		0		0		13		388		401	

Note: Students with Double- or Triple-Majors are counted once in each major declared.

Declared Majors by Class Standing Seattle Campus

Sunday, October 08, 2006

School of Public Affairs	Freshman		Sophomore		Junior		Senior		5th Year		Non-Matriculate		All Undergraduate		Graduate		Professional		All Students	
	M	F	M	F	M	F	M	F	M	F	M	F	M	F	M	F	M	F	M	F
	Public Administration													0	0	24	40			24
	0		0		0		0		0		0		0		64		0		64	
Public Affairs												4	0	4	72	159			72	163
	0		0		0		0		0		4		4		231		0		235	
Public Affairs (Peace Corps Masters Int)													0	0	1				0	1
	0		0		0		0		0		0		0		1		0		1	
Public Affairs, Evening Degree Program													0	0	15	44			15	44
	0		0		0		0		0		0		0		59		0		59	

Note: Students with Double- or Triple-Majors are counted once in each major declared.

Declared Majors by Class Standing Seattle Campus

Sunday, October 08, 2006

School of Public Health and Community Medicine

	Freshman		Sophomore		Junior		Senior		5th Year		Non-Matriculate		All Undergraduate		Graduate		Professional		All Students	
	M	F	M	F	M	F	M	F	M	F	M	F	M	F	M	F	M	F	M	F
	Advanced Clinical Research Methods													0	0		2			0
	0		0		0		0		0		0		0		2		0			2
Biostatistics											1	1	1	1	35	39			36	40
	0		0		0		0		0		2		2		74		0			76
Biostatistics: Statistical Genetics													0	0		2			0	2
	0		0		0		0		0		0		0		2		0			2
Environmental & Occupational Health													0	0	3	6			3	6
	0		0		0		0		0		0		0		9		0			9
Environmental and Occupational Hygiene													0	0	3	2			3	2
	0		0		0		0		0		0		0		5		0			5
Environmental Health					3	14	11	21			1	14	36	2	9				16	45
	0		0		17		32		0		1	50		11		0			61	
Environmental Health-Envrnmtl Toxicology													0	0	7	16			7	16
	0		0		0		0		0		0		0		23		0			23
Environmental Health-Industrial Hygiene													0	0	10	5			10	5
	0		0		0		0		0		0		0		15		0			15
Epidemiology											2	3	2	3	58	107			60	110
	0		0		0		0		0		5		5		165		0			170

Note: Students with Double- or Triple-Majors are counted once in each major declared.

Declared Majors by Class Standing Seattle Campus

Sunday, October 08, 2006

School of Public Health and Community Medicine

	Freshman		Sophomore		Junior		Senior		5th Year		Non-Matriculate		All Undergraduate		Graduate		Professional		All Students	
	M	F	M	F	M	F	M	F	M	F	M	F	M	F	M	F	M	F	M	F
	Epidemiology - International Health													0	0	1				1
	0		0		0		0		0		0		0		1		0		1	
Epidemiology - Maternal & Child Health													0	0	1				0	1
	0		0		0		0		0		0		0		1		0		1	
Genetic Epidemiology													0	0	1	4			1	4
	0		0		0		0		0		0		0		5		0		5	
Health Information Administration					7	13	6	9					13	22					13	22
	0		0		20		15		0		0		35		0		0		35	
Health Services											2	8	2	8	12	54			14	62
	0		0		0		0		0		10		10		66		0		76	
Health Services - Community Practice													0	0	4	16			4	16
	0		0		0		0		0		0		0		20		0		20	
Health Services - International Health													0	0	3	15			3	15
	0		0		0		0		0		0		0		18		0		18	
Health Services - Maternal&Child Health													0	0	6				0	6
	0		0		0		0		0		0		0		6		0		6	
Health Services (Extended Degree)											2		0	2	8	44			8	46
	0		0		0		0		0		2		2		52		0		54	

Note: Students with Double- or Triple-Majors are counted once in each major declared.

Declared Majors by Class Standing Seattle Campus

Sunday, October 08, 2006

School of Public Health and Community Medicine

	Freshman		Sophomore		Junior		Senior		5th Year		Non-Matriculate		All Undergraduate		Graduate		Professional		All Students	
	M	F	M	F	M	F	M	F	M	F	M	F	M	F	M	F	M	F	M	F
	Health Services-Health & Policy Research													0	0	4	5			4
	0		0		0		0		0		0		0		9		0		9	
Health Services-Peace Corps Masters Intl													0	0	2				0	2
	0		0		0		0		0		0		0		2		0		2	
Health Services-Social & Behavioral Sci													0	0	9				0	9
	0		0		0		0		0		0		0		9		0		9	
Occupational & Environmental Medicine													0	0	6	5			6	5
	0		0		0		0		0		0		0		11		0		11	
Public Health Genetics													0	0	4	15			4	15
	0		0		0		0		0		0		0		19		0		19	
Public Health Nutrition												1	0	1	2	11			2	12
	0		0		0		0		0		1		1		13		0		14	
Public Health: Basic Clinical Research													0	0	1	3			1	3
	0		0		0		0		0		0		0		4		0		4	

Note: Students with Double- or Triple-Majors are counted once in each major declared.

Declared Majors by Class Standing Seattle Campus

Sunday, October 08, 2006

School of Social Work	Freshman		Sophomore		Junior		Senior		5th Year		Non-Matriculate		All Undergraduate		Graduate		Professional		All Students	
	M	F	M	F	M	F	M	F	M	F	M	F	M	F	M	F	M	F	M	F
	ADMINISTRATIVE PRACTICE													0	0	3	8			3
	0		0		0		0		0		0		0		11		0		11	
CLINICAL & CONTEXTUAL PRACTICE													0	0	18	68			18	68
	0		0		0		0		0		0		0		86		0		86	
CROSS METHODS PRACTICE													0	0		1			0	1
	0		0		0		0		0		0		0		1		0		1	
POLICY PRACTICE													0	0	3	9			3	9
	0		0		0		0		0		0		0		12		0		12	
Social Welfare		1	2	9	10	47	4	36					16	93	13	38			29	131
	1		11		57		40		0		0		109		51		0		160	
Social Work							1						0	1	19	72			19	73
	0		0		0		1		0		0		1		91		0		92	
Social Work (Administration)													0	0		1			0	1
	0		0		0		0		0		0		0		1		0		1	
Social Work (Dual Methods)													0	0	3	13			3	13
	0		0		0		0		0		0		0		16		0		16	
Social Work: Adv Generalist Practice													0	0	24	142			24	142
	0		0		0		0		0		0		0		166		0		166	

Note: Students with Double- or Triple-Majors are counted once in each major declared.

Declared Majors by Class Standing Seattle Campus

Sunday, October 08, 2006

School of Social Work

Freshman		Sophomore		Junior		Senior		5th Year		Non-Matriculate		All Undergraduate		Graduate		Professional		All Students	
M	F	M	F	M	F	M	F	M	F	M	F	M	F	M	F	M	F	M	F

Note: Students with Double- or Triple-Majors are counted once in each major declared.

Declared Majors by Class Standing Seattle Campus

Sunday, October 08, 2006

Tacoma Campus

Freshman		Sophomore		Junior		Senior		5th Year		Non-Matriculate		All Undergraduate		Graduate		Professional		All Students			
M	F	M	F	M	F	M	F	M	F	M	F	M	F	M	F	M	F	M	F		
				3	6	5	8		2	2	1	11	17	1	2					12	19
	1		0		9		13		2		3		28		3		0				31

Visiting from Tacoma Campus

Note: Students with Double- or Triple-Majors are counted once in each major declared.

Declared Majors by Class Standing Seattle Campus

Sunday, October 08, 2006

The Information School	Freshman		Sophomore		Junior		Senior		5th Year		Non-Matriculate		All Undergraduate		Graduate		Professional		All Students	
	M	F	M	F	M	F	M	F	M	F	M	F	M	F	M	F	M	F	M	F
	Informatics	4		6		16	6	58	12					84	18					84
		4		6		22		70		0		0		102		0		0		102
Information Management													0	0	54	47			54	47
	0		0		0		0		0		0		0		101		0			101
Information Science													0	0	11	16			11	16
	0		0		0		0		0		0		0		27		0			27
Libr & Info Science (Law Librarianship)													0	0	1	4			1	4
	0		0		0		0		0		0		0		5		0			5
Library & Information Science													0	0	32	126			32	126
	0		0		0		0		0		0		0		158		0			158
Library & Information Science (DL)													0	0	37	159			37	159
	0		0		0		0		0		0		0		196		0			196
Library & Information Science, Even Deg													0	0	1	4			1	4
	0		0		0		0		0		0		0		5		0			5

Note: Students with Double- or Triple-Majors are counted once in each major declared.

International Students by College Seattle Campus

Sunday, October 08, 2006

	Freshman		Sophomore		Junior		Senior		5th Year		Non-Matriculate		All Undergraduate		Graduate		Professional		All Students	
	M	F	M	F	M	F	M	F	M	F	M	F	M	F	M	F	M	F	M	F
	Bothell Campus					1								1	0					1
	0		0		1		0		0		0		1		0		0		1	
College of Architecture and Urban Planning					2	3		1					2	4	17	19			19	23
	0		0		5		1		0		0		6		36		0		42	
College of Arts and Sciences	86	88	66	60	92	175	51	63	1	3	1	1	297	390	227	230			524	620
	174		126		267		114		4		2		687		457		0		1144	
College of Education											1		0	1	8	25			8	26
	0		0		0		0		0		1		1		33		0		34	
College of Engineering	1		10	7	33	11	39	17			1	3	84	38	290	95			374	133
	1		17		44		56		0		4		122		385		0		507	
College of Forest Resources					2								2	0	15	13			17	13
	0		0		2		0		0		0		2		28		0		30	
College of Ocean and Fisheries Sciences	2	1					1						3	1	9	17			12	18
	3		0		0		1		0		0		4		26		0		30	
Interdisciplinary Graduate Programs													0	0	109	88			109	88
	0		0		0		0		0		0		0		197		0		197	
Interdisciplinary Undergraduate Studies											10	10	10	10					10	10
	0		0		0		0		0		20		20		0		0		20	
Interschool or Intercollege Programs			1	1	1	2	1	2					3	5	21	12			24	17
	0		2		3		3		0		0		8		33		0		41	
School of Business Administration			3	2	28	37	24	20		2			55	61	136	70			191	131
	0		5		65		44		2		0		116		206		0		322	
School of Dentistry													0	0	18	10			18	10
	0		0		0		0		0		0		0		28		0		28	
School of Law													0	0	40	19	7	14	47	33
	0		0		0		0		0		0		0		59		21		80	

Note: Students with Double- or Triple-Majors across colleges are counted once in each college.

International Students by College Seattle Campus

Sunday, October 08, 2006

	Freshman		Sophomore		Junior		Senior		5th Year		Non-Matriculate		All Undergraduate		Graduate		Professional		All Students	
	M	F	M	F	M	F	M	F	M	F	M	F	M	F	M	F	M	F	M	F
School of Medicine						2	1	1	1	1			2	4	35	17			37	21
	0		0		2		2		2		0		6		52		0		58	
School of Nursing								2					0	2	36				0	38
	0		0		0		2		0		0		2		36		0		38	
School of Pharmacy											1		1	0	4	12	4	18	9	30
	0		0		0		0		0		1		1		16		22		39	
School of Public Affairs													0	0	12	15			12	15
	0		0		0		0		0		0		0		27		0		27	
School of Public Health and Community Medicine						1							0	1	23	45			23	46
	0		0		1		0		0		0		1		68		0		69	
School of Social Work					1	2		1					1	3	3	21			4	24
	0		0		3		1		0		0		4		24		0		28	
Tacoma Campus					3								3	0					3	0
	0		0		3		0		0		0		3		0		0		3	
The Information School					2		2	1					4	1	14	19			18	20
	0		0		2		3		0		0		5		33		0		38	
Unduplicated Total for Seattle Campus:	89	89	78	70	164	228	107	98	2	6	13	15	453	506	900	714	11	32	1364	1252
	178		148		392		205		8		28		959		1614		43		2616	

Note: Students with Double- or Triple-Majors across colleges are counted once in each college.

Professional Enrollment by NCR Status Seattle Campus

Sunday, October 08, 2006

	First Year		Second Year		Third Year		Fourth Year		Total	
	Male	Female	Male	Female	Male	Female	Male	Female	Male	Female
School of Dentistry										
Continuing			35	21	36	18	39	16	110	55
	0		56		54		55		165	
New	32	23							32	23
	55		0		0		0		55	
Returning									0	0
	0		0		0		0		0	
School of Law										
Continuing	2		68	91	66	96			136	187
	2		159		162		0		323	
New	82	97	4	4					86	101
	179		8		0		0		187	
Returning									0	0
	0		0		0		0		0	
School of Medicine										
Continuing	10	12	78	70	73	88	90	85	251	255
	22		148		161		175		506	
New	77	98							77	98
	175		0		0		0		175	
Returning	2	1							2	1
	3		0		0		0		3	
School of Pharmacy										
Continuing	11	17	25	62	31	58	22	62	89	199
	28		87		89		84		288	
New	30	66							30	66
	96		0		0		0		96	
Returning		1			1	1	1		2	2
	1		0		2		1		4	
Unduplicated Total for Seattle Campus:										
	246	315	210	248	207	261	152	163	815	987
	561		458		468		315		1802	

Note: Students with Double- or Triple-Majors across colleges are counted once in each college.

Credits Generated by College and Course Level and Funding Source
Autumn Quarter 2006

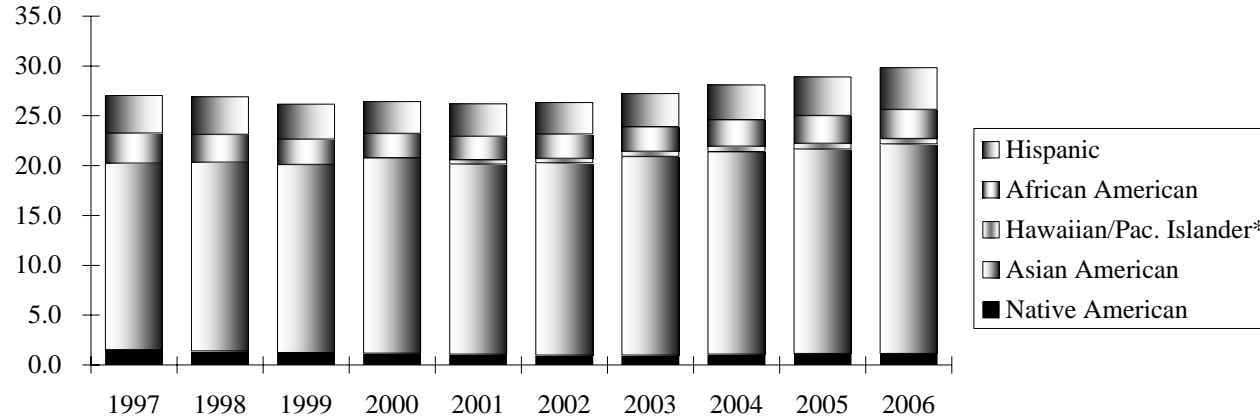
COLLEGE	100-299 Level			300-499 Level			500-800 Level			Total		
	State-Funded	Fee Based	Total	State-Funded	Fee Based	Total	State-Funded	Fee Based	Total	State-Funded	Fee Based	Grand Total
Interdisciplinary Undergraduate Programs	1005.0		1005.0	299.0		299.0	103.0		103.0	1407.0		1407.0
Architecture & Urban Planning	1305.0	3.0	1308.0	5646.0	20.0	5666.0	2359.0	26.0	2385.0	9310.0	49.0	9359.0
Arts & Sciences	187901.0	387.0	188288.0	94147.0	389.0	94536.0	25202.0	172.0	25374.0	307250.0	948.0	308198.0
Business Administration	6656.0	5.0	6661.0	18454.0	39.0	18493.0	4142.0	38.0	4180.0	29252.0	82.0	29334.0
Education				981.0	48.0	1029.0	5036.0	379.0	5415.0	6017.0	427.0	6444.0
Engineering	8351.0	13.0	8364.0	15918.0	69.0	15987.0	9204.0	50.0	9254.0	33473.0	132.0	33605.0
Ocean & Fishery Sciences	1829.0	6.0	1835.0	823.0	3.0	826.0	2127.0	7.0	2134.0	4779.0	16.0	4795.0
Forest Resources	3350.0	4.0	3354.0	2043.0	1.0	2044.0	1008.0	8.0	1016.0	6401.0	13.0	6414.0
Public Health & Community Medicine	414.0	4.0	418.0	824.0	10.0	834.0	5917.0	721.0	6638.0	7155.0	735.0	7890.0
Nursing				2594.0	27.0	2621.0	2132.0	508.0	2640.0	4726.0	535.0	5261.0
Interschool/Intercollege Programs	436.0	5.0	441.0	1935.0	8.0	1943.0	1374.0	15.0	1389.0	3745.0	28.0	3773.0
Pharmacy				2037.0	22.0	2059.0	3343.0	78.0	3421.0	5380.0	100.0	5480.0
Public Affairs							1921.0	167.0	2088.0	1921.0	167.0	2088.0
Interdisciplinary Graduate Programs				1399.0	12.0	1411.0	3142.0	10.0	3152.0	4541.0	22.0	4563.0
The Information School	383.0		383.0	1250.0	15.0	1265.0	1692.0	117.0	1809.0	3325.0	132.0	3457.0
Social Work	250.0	5.0	255.0	1006.0	20.0	1026.0	3397.0	66.0	3463.0	4653.0	91.0	4744.0
Dentistry				7.0		7.0	4947.0	9.0	4956.0	4954.0	9.0	4963.0
Law							8346.0	46.0	8392.0	8346.0	46.0	8392.0
Medicine				9446.0	192.0	9638.0	17995.5	122.5	18118.0	27441.5	314.5	27756.0
Seattle Campus Total	211880.0	432.0	212312.0	158809.0	875.0	159684.0	103387.5	2539.5	105927	474076.5	3846.5	477923.0
Bothell Branch Campus	2293.0		2293.0	15868.0	138.0	16006.0	1933.0	81.0	2014.0	20094.0	219.0	20313.0
Tacoma Branch Campus	5203.0	20.0	5223.0	17523.0	134.0	17657.0	3394.0	104.0	3498.0	26120.0	258.0	26378.0
All University Total	219376.0	452.0	219828.0	192200.0	1147.0	193347.0	108714.5	2724.5	111439.0	520290.5	4323.5	524614.0

University of Washington
Historical Enrollments by Term
1946 - 2007

SCHOOL YEAR	AUTUMN		WINTER		SPRING		SCHOOL YEAR	AUTUMN		WINTER		SPRING	
	TOTAL ENROLLMENT	% INCREASE (DECREASE) FROM SPRING	TOTAL ENROLLMENT	% INCREASE (DECREASE) FROM AUTUMN	TOTAL ENROLLMENT	% INCREASE (DECREASE) FROM WINTER		TOTAL ENROLLMENT	% INCREASE (DECREASE) FROM SPRING	TOTAL ENROLLMENT	% INCREASE (DECREASE) FROM AUTUMN	TOTAL ENROLLMENT	% INCREASE (DECREASE) FROM WINTER
	1946 - 1947	15,594	28.46%	15,290	-1.95%	14,462		-5.42%	1978 - 1979	36,249	13.38%	33,709	-7.01%
1947 - 1948	15,990	10.57%	15,496	-3.09%	14,737	-4.90%	1979 - 1980	37,547	15.33%	34,376	-8.45%	32,189	-6.36%
1948 - 1949	16,650	12.98%	16,203	-2.68%	15,299	-5.58%	1980 - 1981	36,636	13.82%	34,703	-5.28%	32,148	-7.36%
1949 - 1950	16,380	7.07%	15,891	-2.99%	14,741	-7.24%	1981 - 1982	35,290	9.77%	31,874	-9.68%	30,941	-2.93%
1950 - 1951	14,590	-1.02%	13,714	-6.00%	13,153	-4.09%	1982 - 1983	34,468	11.40%	32,328	-6.21%	30,752	-4.88%
1951 - 1952	13,297	1.09%	12,524	-5.81%	11,749	-6.19%	1983 - 1984	34,308	11.56%	32,501	-5.27%	30,366	-6.57%
1952 - 1953	13,072	11.26%	12,472	-4.59%	11,681	-6.34%	1984 - 1985	34,452	13.46%	32,480	-5.72%	29,943	-7.81%
1953 - 1954	13,048	11.70%	12,519	-4.05%	11,879	-5.11%	1985 - 1986	34,086	13.84%	31,631	-7.20%	30,182	-4.58%
1954 - 1955	13,675	15.12%	13,185	-3.58%	12,512	-5.10%	1986 - 1987	33,674	11.57%	31,605	-6.14%	30,071	-4.85%
1955 - 1956	14,165	13.21%	13,758	-2.87%	12,957	-5.82%	1987 - 1988	33,302	10.74%	31,814	-4.47%	30,227	-4.99%
1956 - 1957	14,947	15.36%	14,405	-3.63%	13,386	-7.07%	1988 - 1989	33,460	10.70%	31,716	-5.21%	30,161	-4.90%
1957 - 1958	15,427	15.25%	14,903	-3.40%	13,999	-6.07%	1989 - 1990	33,238	10.20%	31,791	-4.35%	30,361	-4.50%
1958 - 1959	16,202	15.74%	15,378	-5.09%	14,359	-6.63%	1990 - 1991	33,536	10.46%	31,791	-5.20%	31,068	-2.27%
1959 - 1960	16,882	17.57%	15,947	-5.54%	14,961	-6.18%	1991 - 1992	34,269	10.30%	32,582	-4.92%	31,018	-4.80%
1960 - 1961	18,143	21.27%	17,340	-4.43%	16,285	-6.08%	1992 - 1993	34,598	11.54%	32,749	-5.34%	31,271	-4.51%
1961 - 1962	18,841	15.70%	17,609	-6.54%	16,164	-8.21%	1993 - 1994	34,000	8.73%	32,704	-3.81%	31,241	-4.47%
1962 - 1963	19,130	18.35%	18,428	-3.67%	17,364	-5.77%	1994 - 1995	33,719	7.93%	32,502	-3.61%	30,991	-4.65%
1963 - 1964	20,962	20.72%	20,010	-4.54%	19,019	-4.95%	1995 - 1996	33,996	9.70%	32,498	-4.41%	31,173	-4.08%
1964 - 1965	22,930	20.56%	21,868	-4.63%	20,951	-4.19%	1996 - 1997	34,368	10.25%	33,194	-3.42%	31,668	-4.60%
1965 - 1966	25,152	20.05%	23,920	-4.90%	22,657	-5.28%	1997 - 1998	35,367	11.68%	33,881	-4.20%	32,198	-4.97%
1966 - 1967	26,431	16.66%	25,122	-4.95%	23,944	-4.69%	1998 - 1999	35,108	9.04%	33,869	-3.53%	32,654	-3.59%
1967 - 1968	29,977	25.20%	28,505	-4.91%	27,951	-1.94%	1999 - 2000	35,559	8.90%	34,179	-3.88%	32,929	-3.66%
1968 - 1969	31,913	14.17%	30,698	-3.81%	29,923	-2.52%	2000 - 2001	36,139	9.75%	34,883	-3.48%	33,443	-4.13%
1969 - 1970	32,749	9.44%	32,043	-2.16%	31,099	-2.95%	2001 - 2002	37,412	11.87%	36,168	-3.33%	34,765	-3.88%
1970 - 1971	33,202	6.76%	32,494	-2.13%	31,581	-2.81%	2002 - 2003	39,216	12.80%	37,625	-4.06%	36,103	-4.05%
1971 - 1972	33,478	6.01%	31,916	-4.67%	30,765	-3.61%	2003 - 2004	39,136	8.40%	37,708	-3.65%	36,117	-4.22%
1972 - 1973	34,125	10.92%	33,437	-2.02%	31,983	-4.35%	2004 - 2005	39,199	8.53%	37,723	-3.77%	36,335	-3.68%
1973 - 1974	34,524	7.94%	33,212	-3.80%	31,633	-4.75%	2005 - 2006	39,251	8.03%	37,821	-3.64%	36,278	-4.08%
1974 - 1975	34,504	9.08%	33,036	-4.25%	31,874	-3.52%	2006 - 2007	39,524	8.95%				
1975 - 1976	35,434	11.17%	33,651	-5.03%	31,895	-5.22%							
1976 - 1977	35,277	10.60%	33,551	-4.89%	32,229	-3.94%							
1977 - 1978	37,120	15.18%	33,967	-8.49%	31,972	-5.87%							

- 1) Evening Program enrollments added beginning Autumn Quarter, 1967
- 2) Faculty/Staff Tuition Waiver enrollments added beginning Autumn Quarter, 1979
- 3) Matriculated Self-Sustaining enrollments added beginning Autumn Quarter, 1997
- 4) Non-Matriculated Self-Sustaining enrollments added beginning Autumn Quarter, 2002

ETHNIC ENROLLMENT
SEATTLE CAMPUS

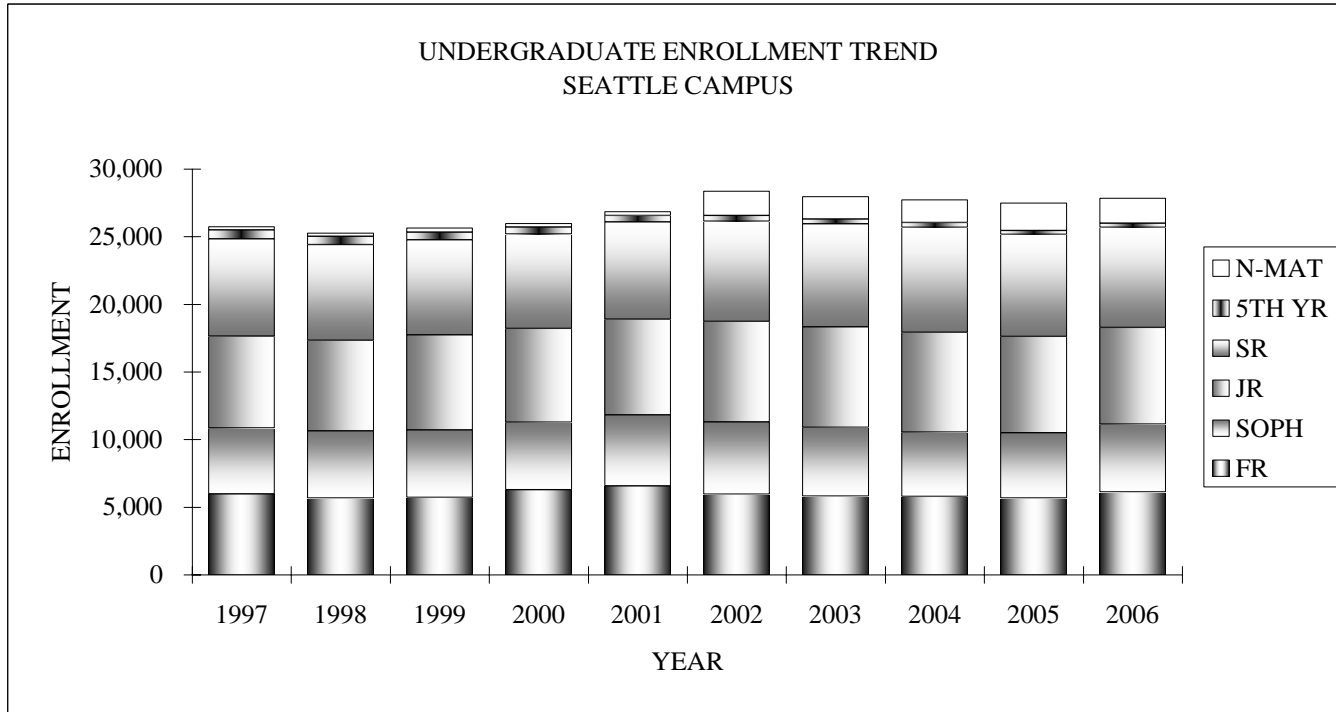


MINORITY ENROLLMENT-AUTUMN

	1997	1998	1999	2000	2001	2002	2003	2004	2005	2006
Native American	531	486	429	421	396	383	380	418	445	444
Asian American	6,626	6,647	6,717	7,087	7,136	7,563	7,796	7,960	8,049	8,316
Hawaiian/Pac. Islander*					166	181	211	220	225	218
African American	1,064	984	906	879	882	953	958	1,049	1,100	1,144
Hispanic	1,339	1,334	1,251	1,168	1,226	1,245	1,307	1,361	1,520	1,664
Total Minority	9,560	9,451	9,303	9,555	9,806	10,325	10,652	11,008	11,339	11,786

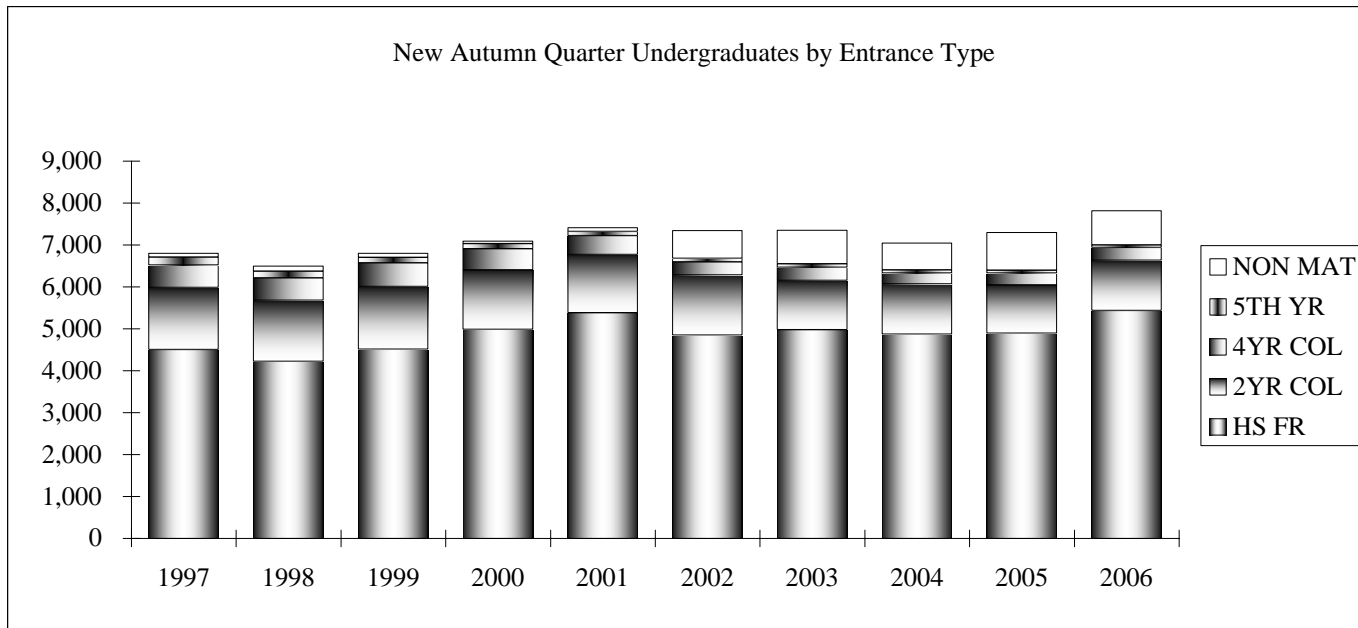
MINORITY ENROLLMENT--PERCENT OF TOTAL ENROLLMENT

	1997	1998	1999	2000	2001	2002	2003	2004	2005	2006
Native American	1.5	1.4	1.2	1.2	1.1	1.0	1.0	1.1	1.1	1.1
Asian American	18.7	18.9	18.9	19.6	19.1	19.3	19.9	20.3	20.5	21.0
Hawaiian/Pac. Islander*	0.0	0.0	0.0	0.0	0.4	0.5	0.5	0.6	0.6	0.6
African American	3.0	2.8	2.5	2.4	2.4	2.4	2.4	2.7	2.8	2.9
Hispanic	3.8	3.8	3.5	3.2	3.3	3.2	3.3	3.5	3.9	4.2
Total Minority	27.0	26.9	26.2	26.4	26.2	26.3	27.2	28.1	28.9	29.8
Total UW Enrollment	35,367	35,108	35,559	36,139	37,412	39,216	39,136	39,199	39,251	39,524



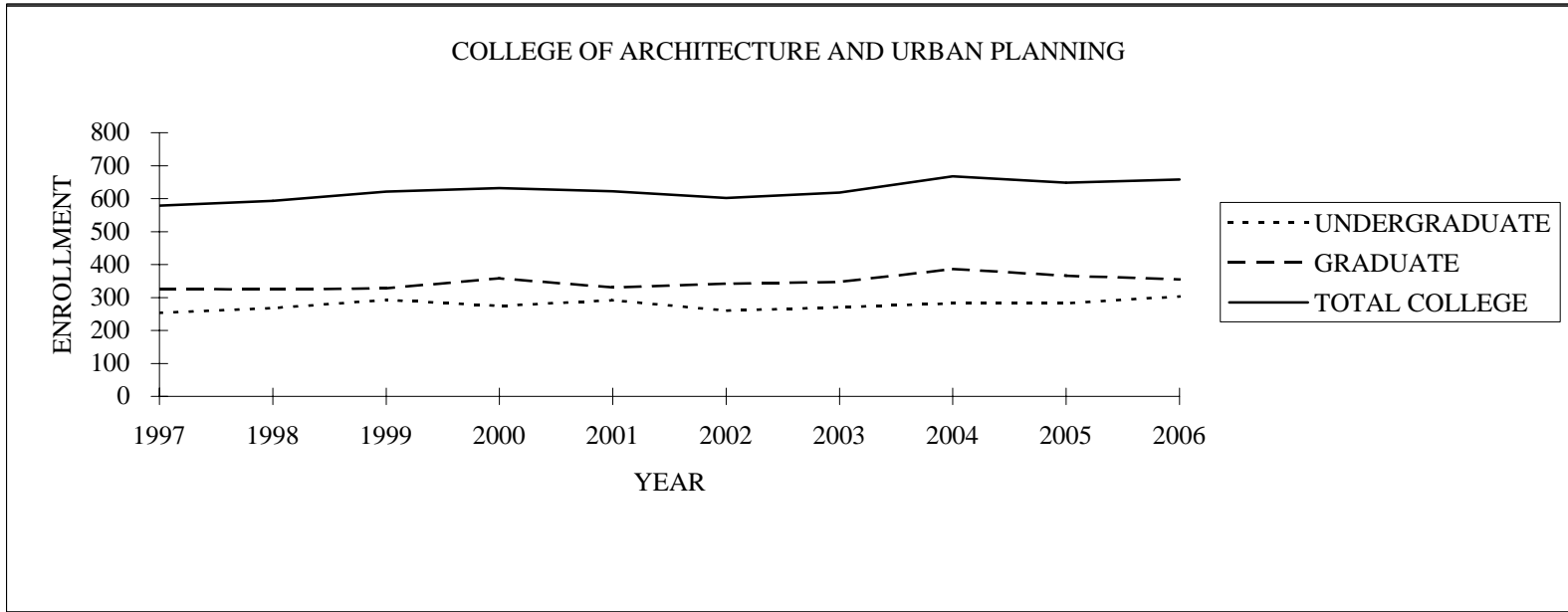
UNDERGRADUATE ENROLLMENT-AUTUMN

	1997	1998	1999	2000	2001	2002	2003	2004	2005	2006
FR	5,984	5,675	5,733	6,304	6,566	5,972	5,825	5,793	5,670	6,120
SOPH	4,874	4,981	4,973	4,973	5,271	5,336	5,082	4,753	4,843	5,015
JR	6,793	6,680	7,038	6,941	7,063	7,422	7,436	7,389	7,117	7,161
SR	7,189	7,077	7,028	6,990	7,191	7,418	7,603	7,763	7,555	7,391
5TH YR	674	608	574	510	486	420	365	343	284	315
N-MAT	226	252	292	269	283	1,794	1,652	1,691	2,019	1,834



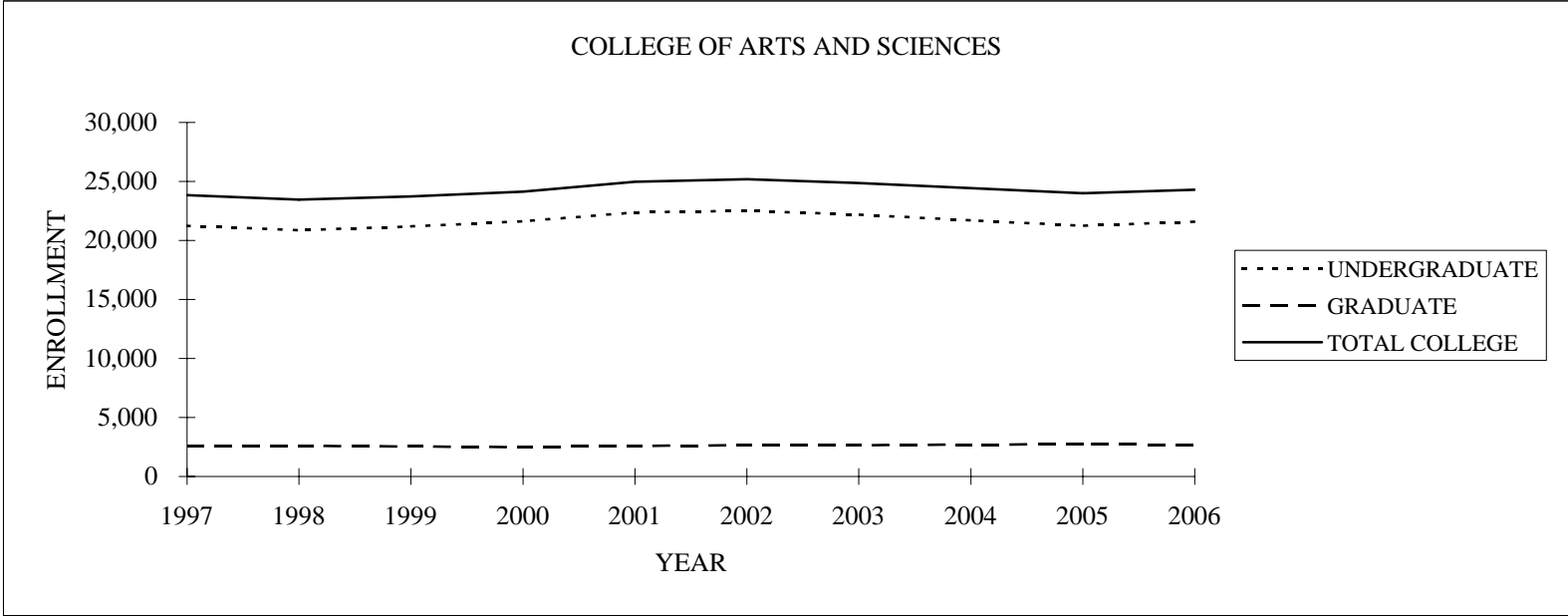
NEW UNDERGRADUATE STUDENTS BY ENTRANCE TYPE

	1997	1998	1999	2000	2001	2002	2003	2004	2005	2006
HS FR	4,505	4,219	4,515	4,983	5,382	4,849	4,977	4,870	4,893	5,438
2YR COL	1,483	1,457	1,494	1,420	1,386	1,437	1,172	1,202	1,153	1,196
4YR COL	533	540	563	505	455	312	314	258	280	308
5TH YR	188	161	128	121	97	84	88	76	70	61
NON MAT	90	118	105	66	95	661	801	641	905	817
TOTAL	6,799	6,495	6,805	7,095	7,415	7,343	7,352	7,047	7,301	7,820



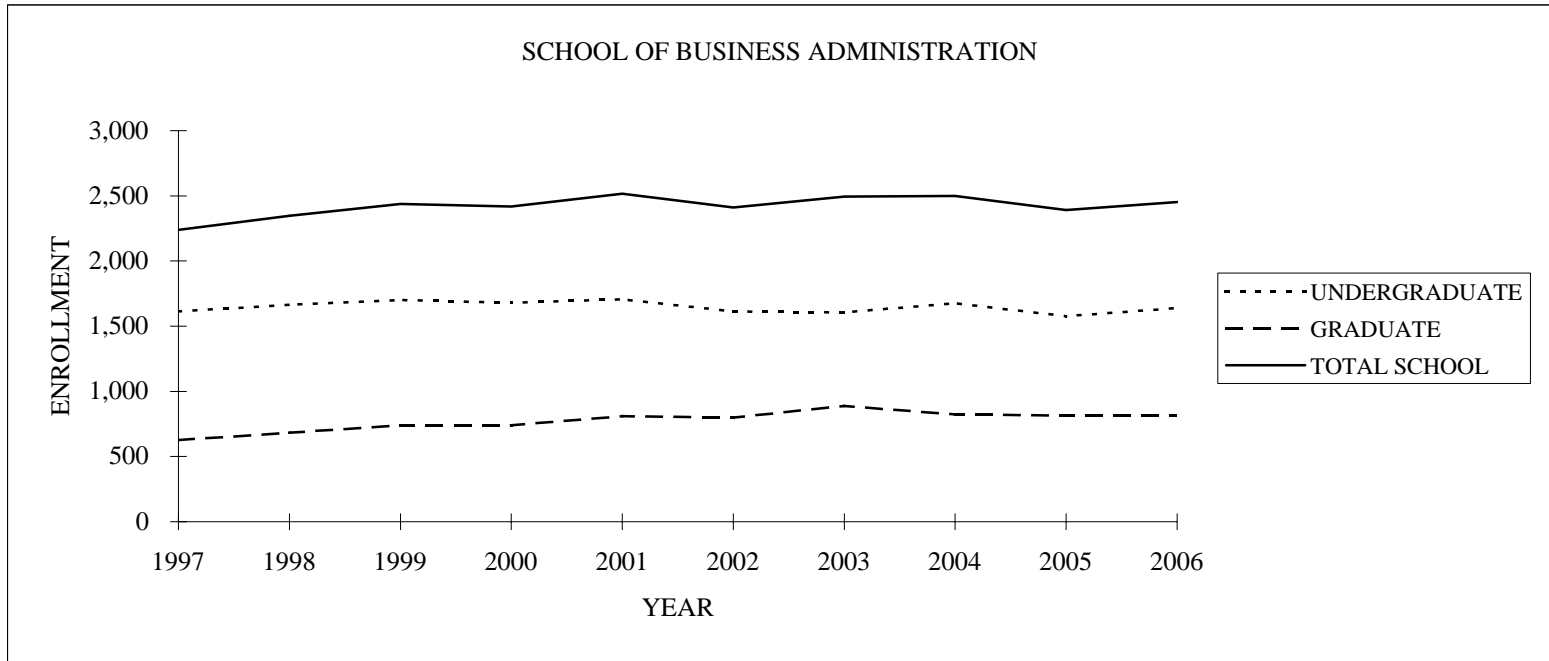
COLLEGE OF ARCHITECTURE AND URBAN PLANNING-AUTUMN

	1997	1998	1999	2000	2001	2002	2003	2004	2005	2006
UNDERGRADUATE	253	268	293	274	292	260	271	282	282	303
GRADUATE	326	325	328	358	330	342	347	386	366	355
TOTAL COLLEGE	579	593	621	632	622	602	618	668	648	658



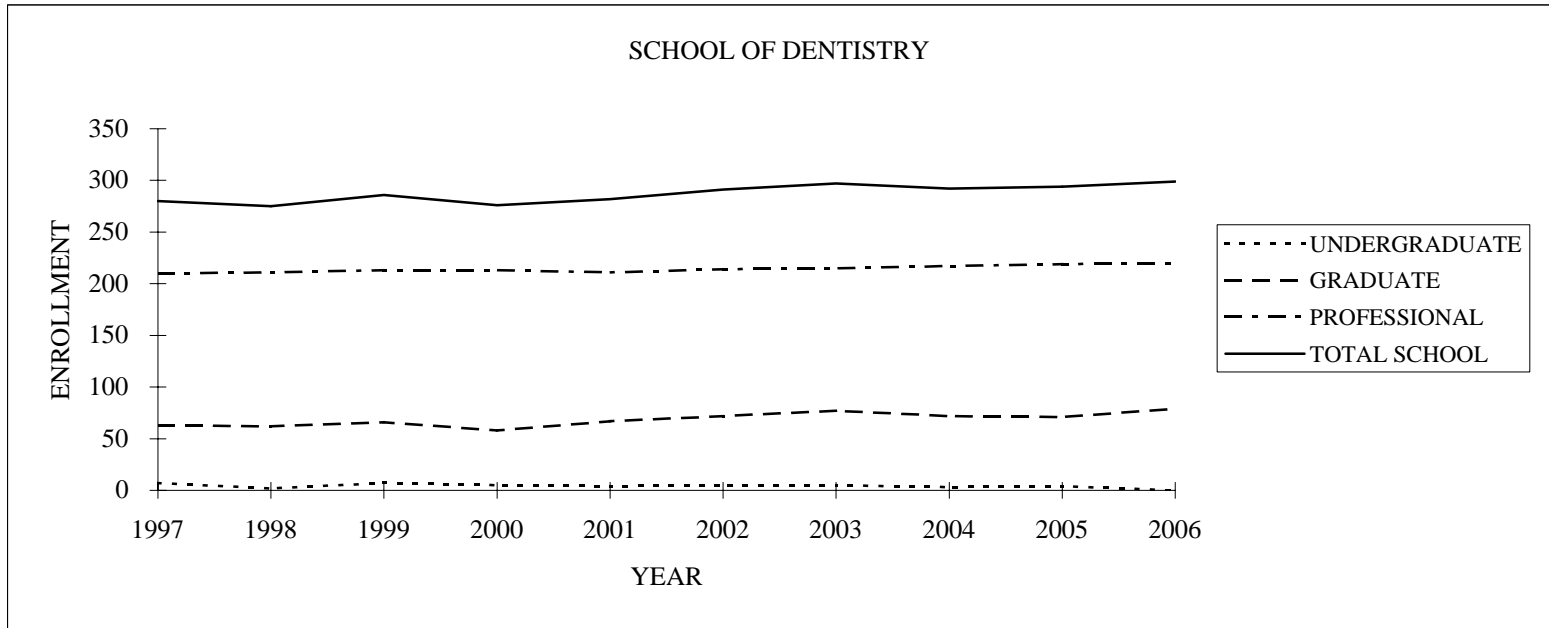
COLLEGE OF ARTS & SCIENCES-AUTUMN

	1997	1998	1999	2000	2001	2002	2003	2004	2005	2006
UNDERGRADUATE	21,254	20,859	21,187	21,623	22,372	22,527	22,197	21,708	21,256	21,585
GRADUATE	2,597	2,589	2,537	2,500	2,588	2,657	2,658	2,711	2,739	2,700
TOTAL COLLEGE	23,851	23,448	23,724	24,123	24,960	25,184	24,855	24,419	23,995	24,285



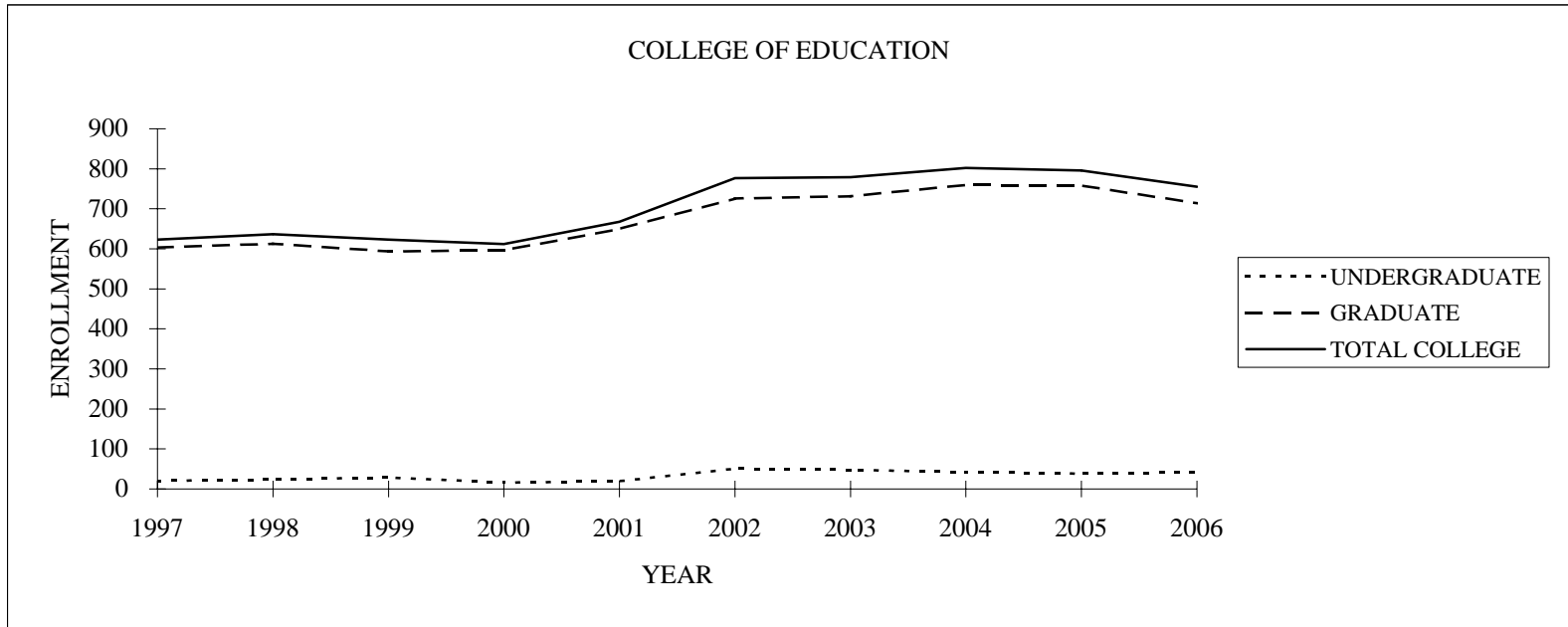
SCHOOL OF BUSINESS ADMINISTRATION-AUTUMN

	1997	1998	1999	2000	2001	2002	2003	2004	2005	2006
UNDERGRADUATE	1,612	1,665	1,701	1,680	1,706	1,612	1,605	1,677	1,576	1,639
GRADUATE	626	683	738	739	811	798	889	823	815	814
TOTAL SCHOOL	2,238	2,348	2,439	2,419	2,517	2,410	2,494	2,500	2,391	2,453



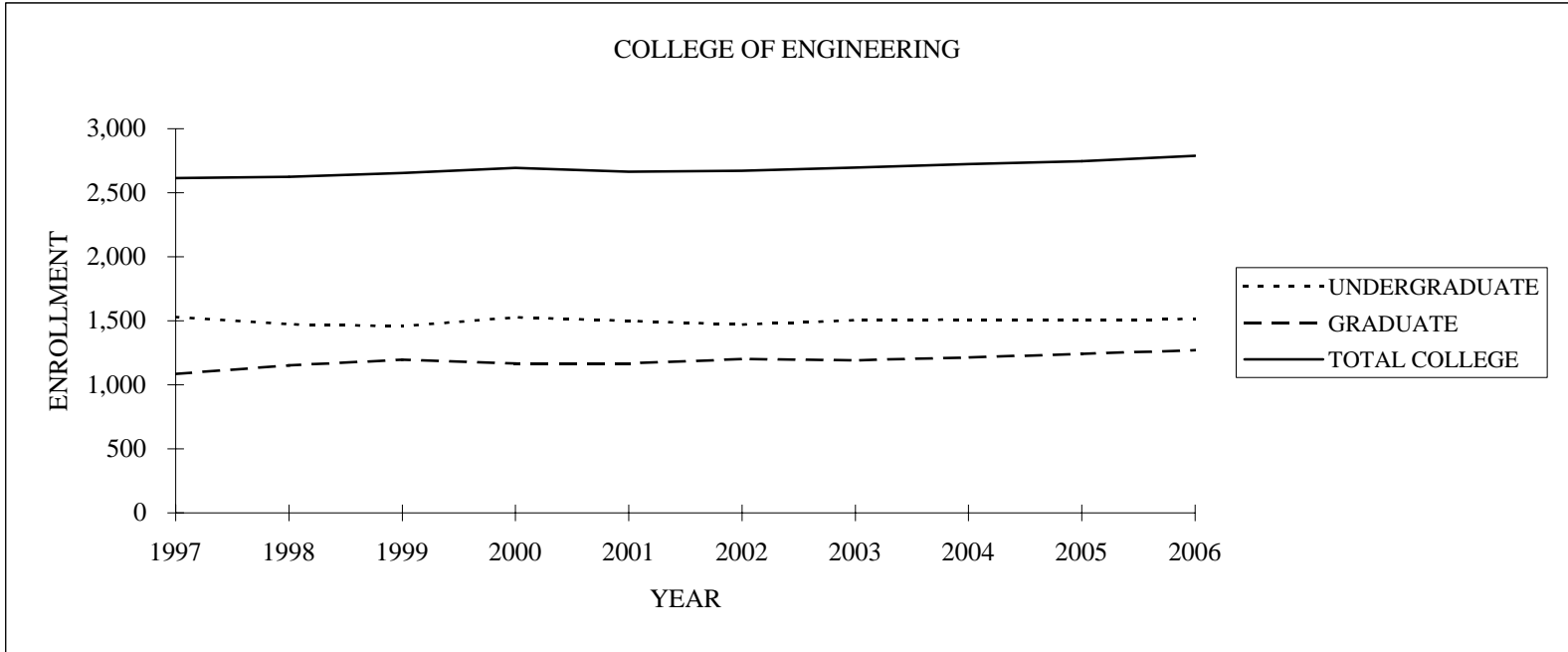
SCHOOL OF DENTISTRY-AUTUMN

	1997	1998	1999	2000	2001	2002	2003	2004	2005	2006
UNDERGRADUATE	7	2	7	5	4	5	5	3	4	
GRADUATE	63	62	66	58	67	72	77	72	71	79
PROFESSIONAL	210	211	213	213	211	214	215	217	219	220
TOTAL SCHOOL	280	275	286	276	282	291	297	292	294	299



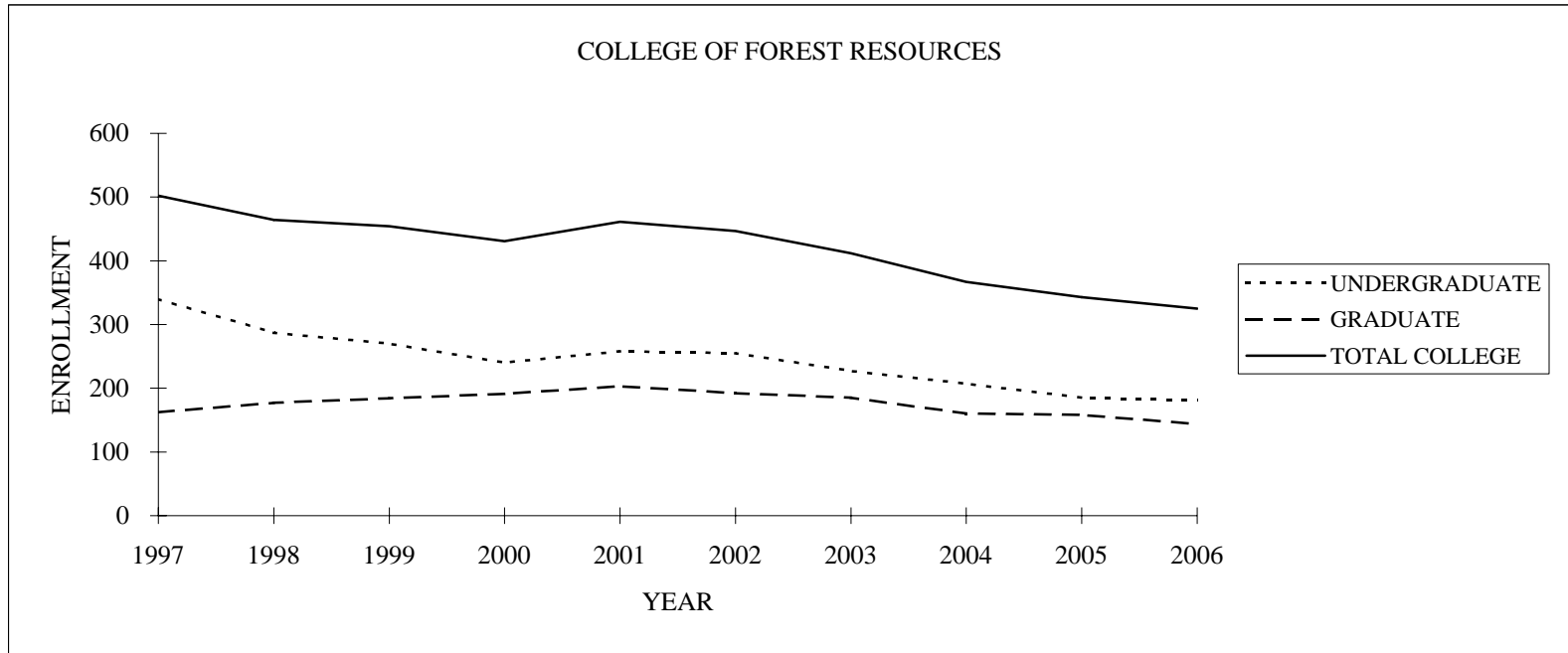
COLLEGE OF EDUCATION-AUTUMN

	1997	1998	1999	2000	2001	2002	2003	2004	2005	2006
UNDERGRADUATE	20	24	29	16	19	51	48	42	38	41
GRADUATE	603	613	594	596	649	726	731	760	758	714
TOTAL COLLEGE	623	637	623	612	668	777	779	802	796	755



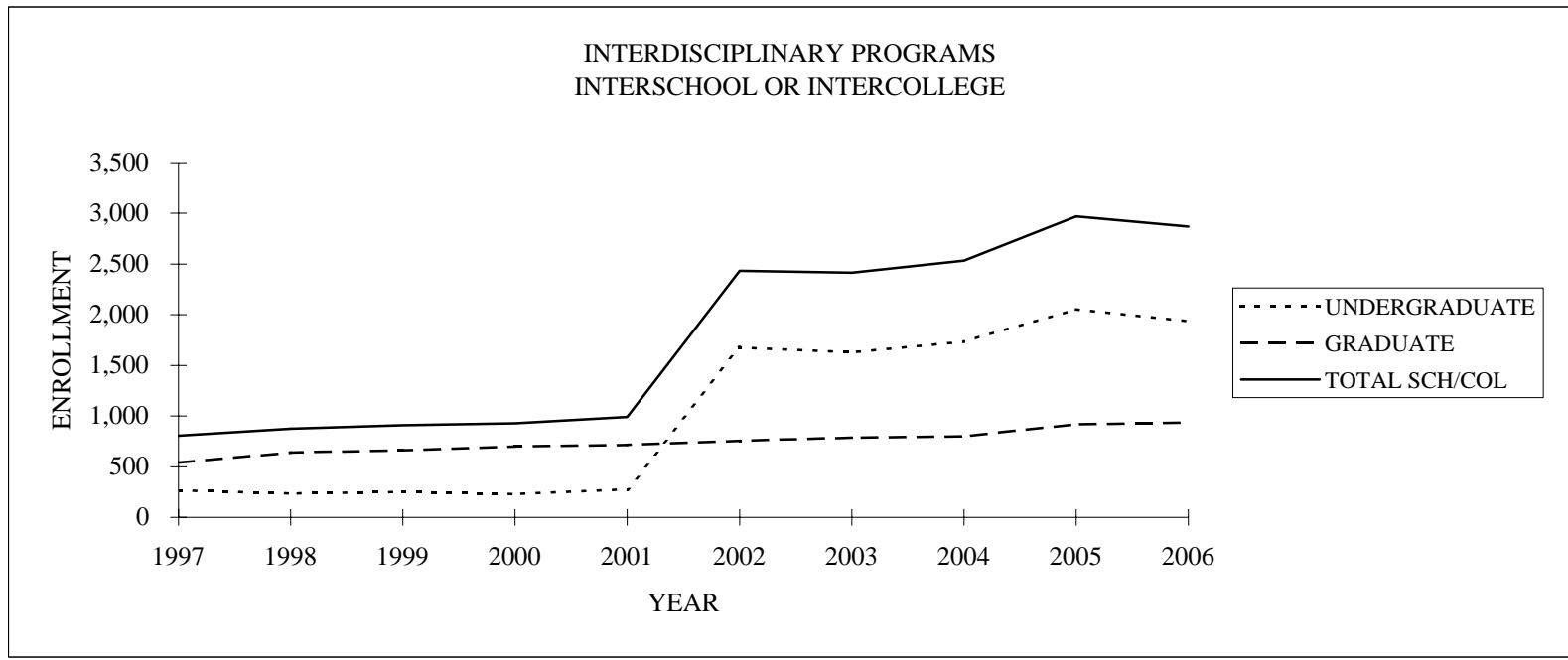
COLLEGE OF ENGINEERING-AUTUMN

	1997	1998	1999	2000	2001	2002	2003	2004	2005	2006
UNDERGRADUATE	1,530	1,472	1,457	1,527	1,499	1,470	1,504	1,511	1,505	1,516
GRADUATE	1,084	1,152	1,197	1,166	1,166	1,201	1,192	1,213	1,241	1,272
TOTAL COLLEGE	2,614	2,624	2,654	2,693	2,665	2,671	2,696	2,724	2,746	2,788



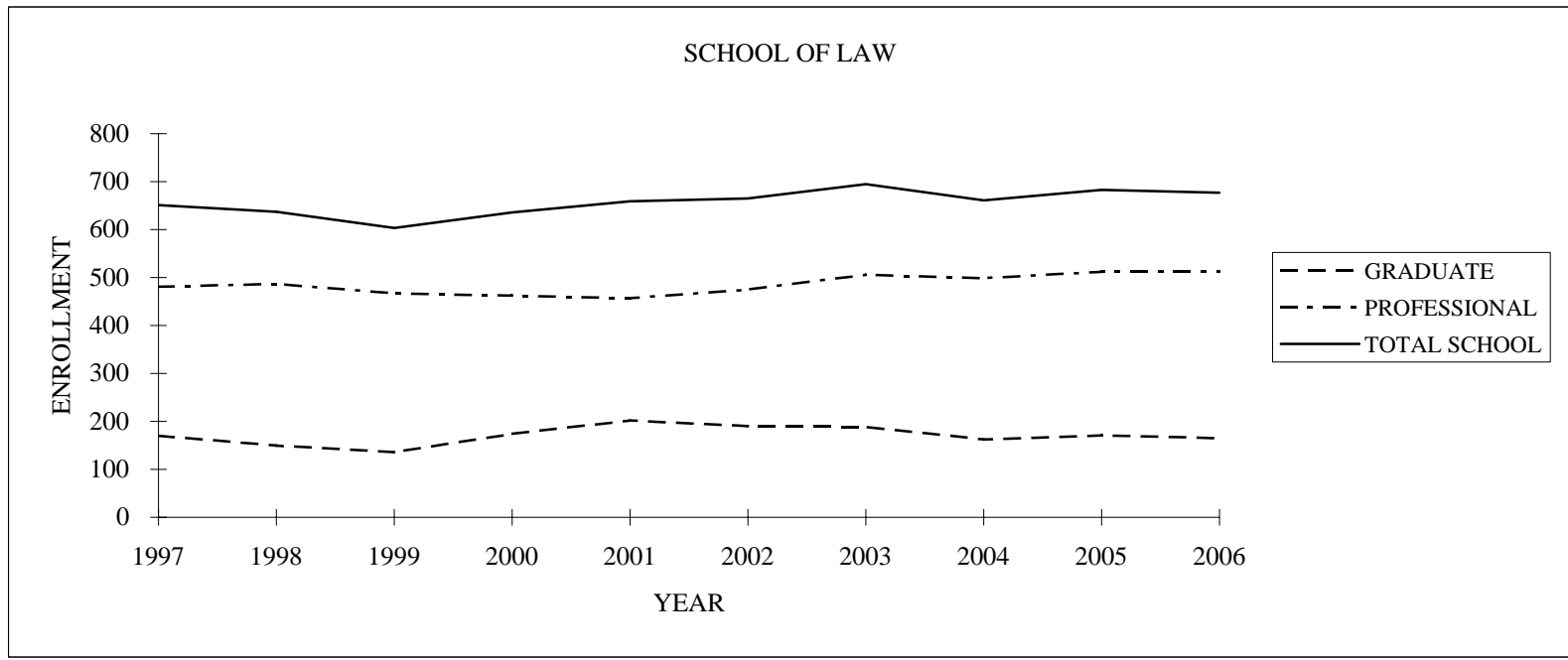
COLLEGE OF FOREST RESOURCES-AUTUMN

	1997	1998	1999	2000	2001	2002	2003	2004	2005	2006
UNDERGRADUATE	340	287	270	240	258	255	227	207	185	181
GRADUATE	162	177	184	191	203	192	185	160	158	144
TOTAL COLLEGE	502	464	454	431	461	447	412	367	343	325



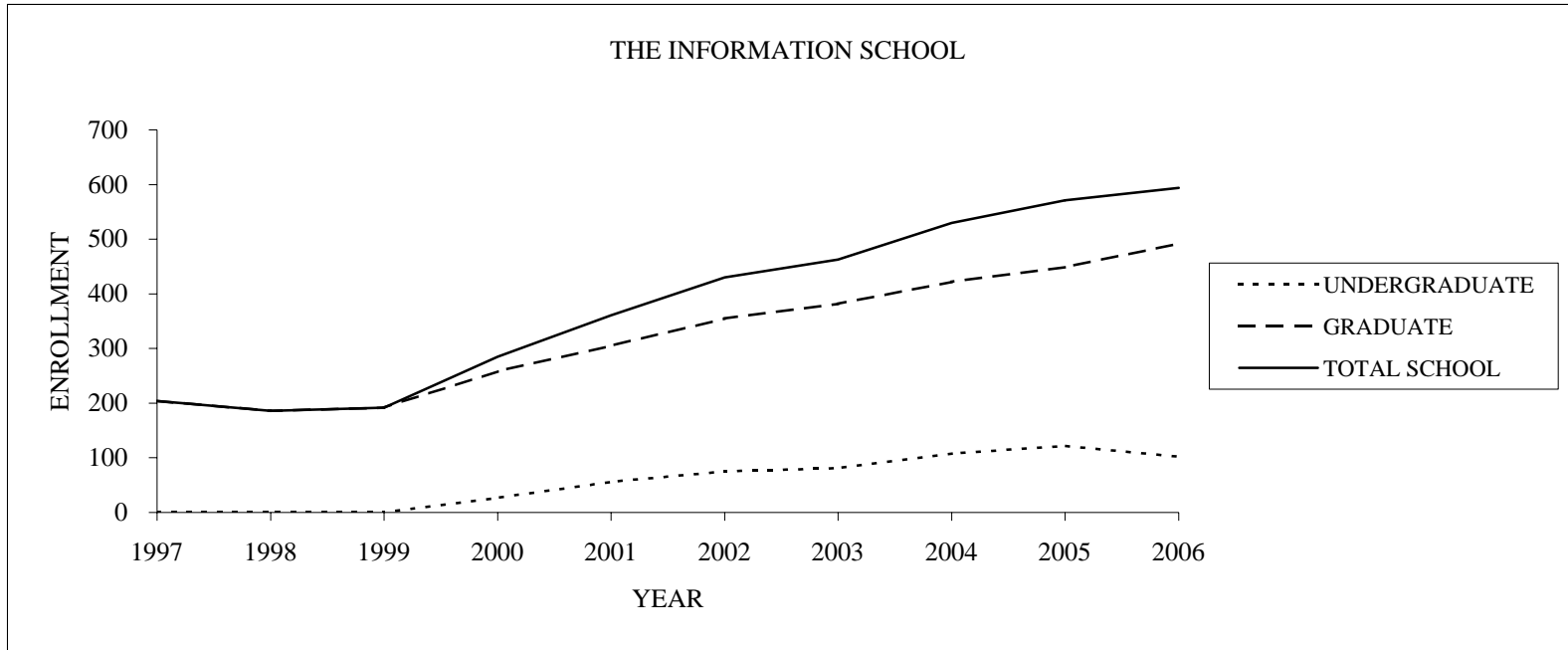
INTERDISCIPLINARY PROGRAMS/INTERSCHOOL OR INTERCOLLEGE-AUTUMN

	1997	1998	1999	2000	2001	2002	2003	2004	2005	2006
UNDERGRADUATE	267	236	250	228	277	1,677	1,627	1,735	2,053	1,935
GRADUATE	539	639	661	699	714	757	788	800	918	934
TOTAL SCH/COL	806	875	911	927	991	2,434	2,415	2,535	2,971	2,869



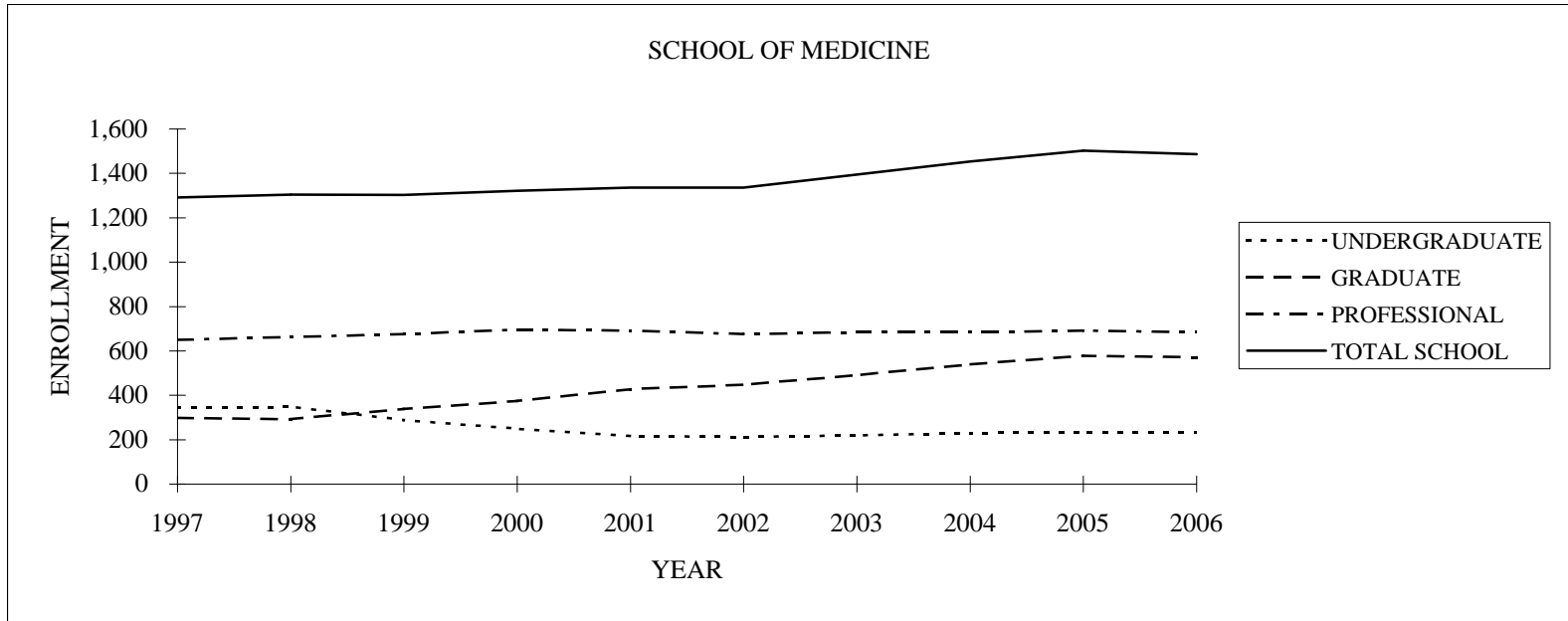
SCHOOL OF LAW-AUTUMN

	1997	1998	1999	2000	2001	2002	2003	2004	2005	2006
GRADUATE	170	150	136	174	202	190	189	162	171	165
PROFESSIONAL	481	487	467	462	457	475	506	499	512	512
TOTAL SCHOOL	651	637	603	636	659	665	695	661	683	677



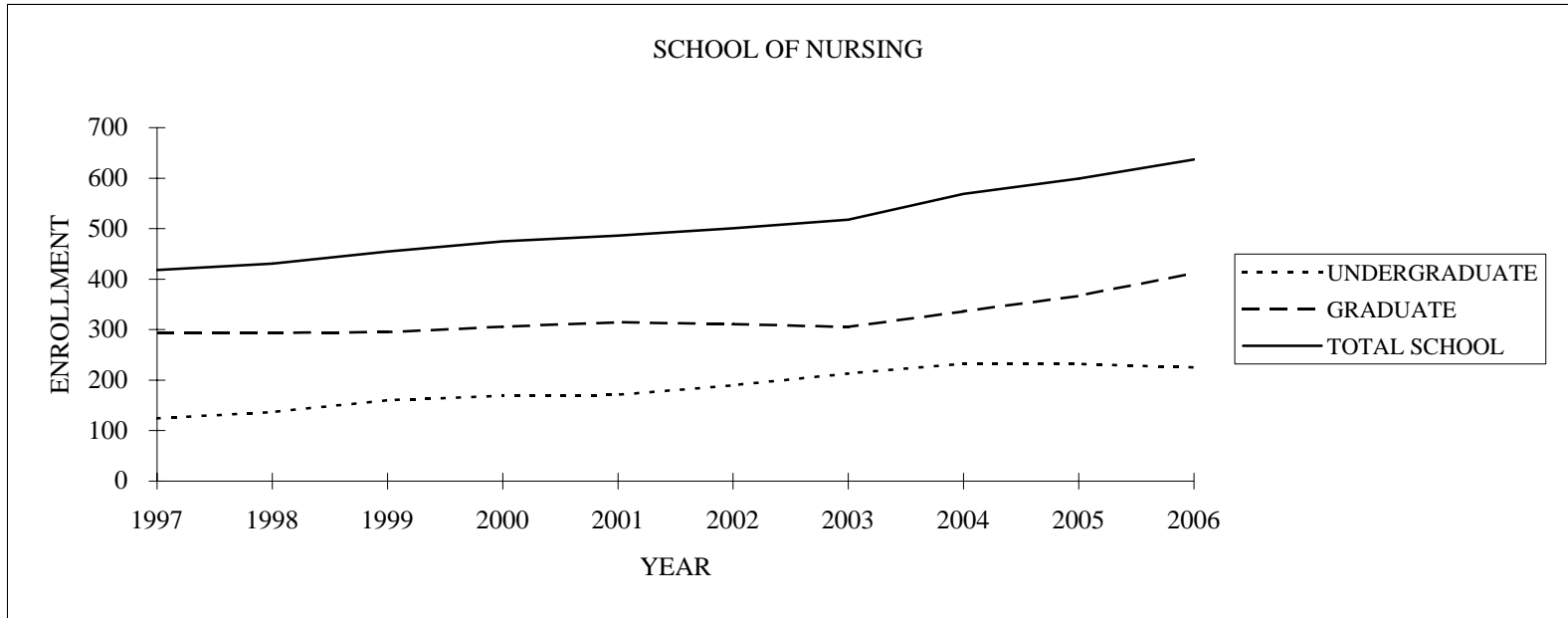
THE INFORMATION SCHOOL-AUTUMN

	1997	1998	1999	2000	2001	2002	2003	2004	2005	2006
UNDERGRADUATE				27	56	75	81	108	122	102
GRADUATE	204	186	192	258	305	355	382	422	449	492
TOTAL SCHOOL	204	186	192	285	361	430	463	530	571	594



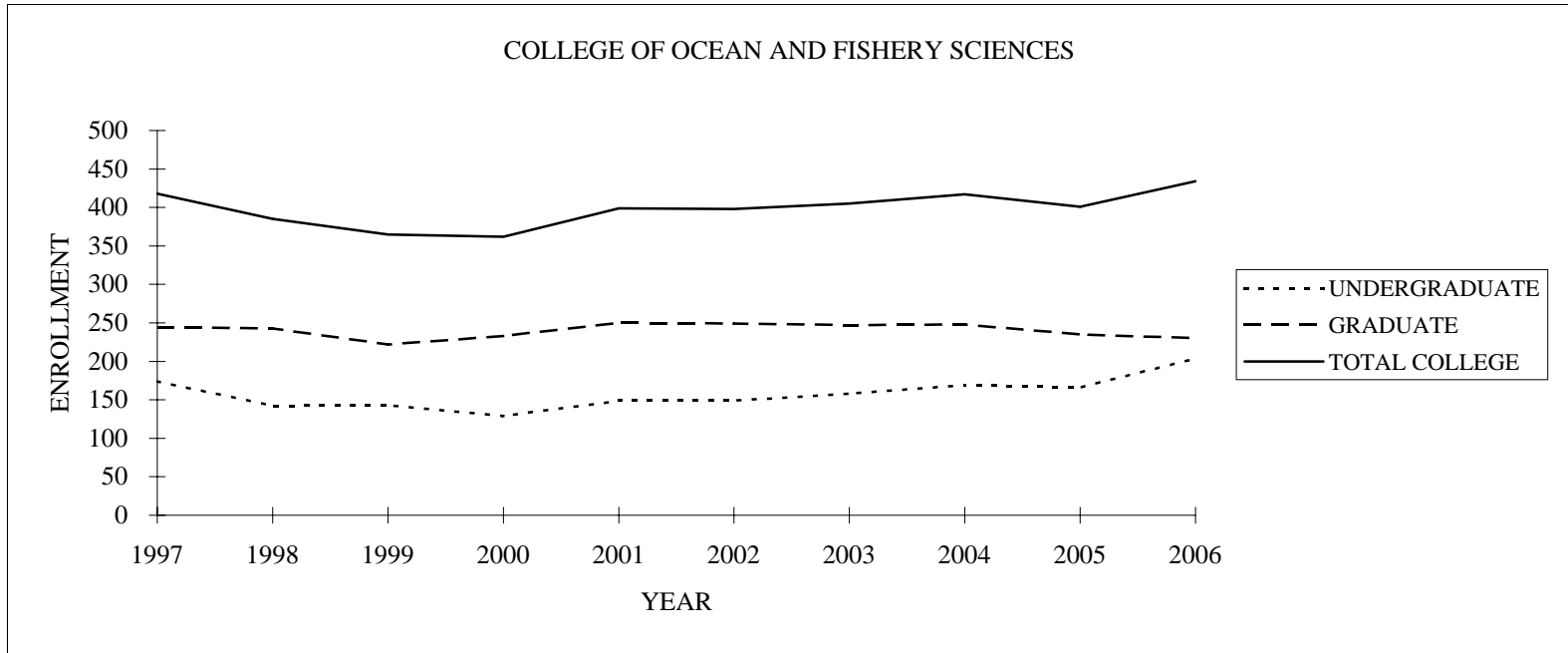
SCHOOL OF MEDICINE-AUTUMN

	1997	1998	1999	2000	2001	2002	2003	2004	2005	2006
UNDERGRADUATE	343	349	289	250	217	213	220	229	233	232
GRADUATE	298	293	338	375	427	447	491	540	578	571
PROFESSIONAL	650	663	676	696	692	676	684	685	691	684
TOTAL SCHOOL	1,291	1,305	1,303	1,321	1,336	1,336	1,395	1,454	1,502	1,487



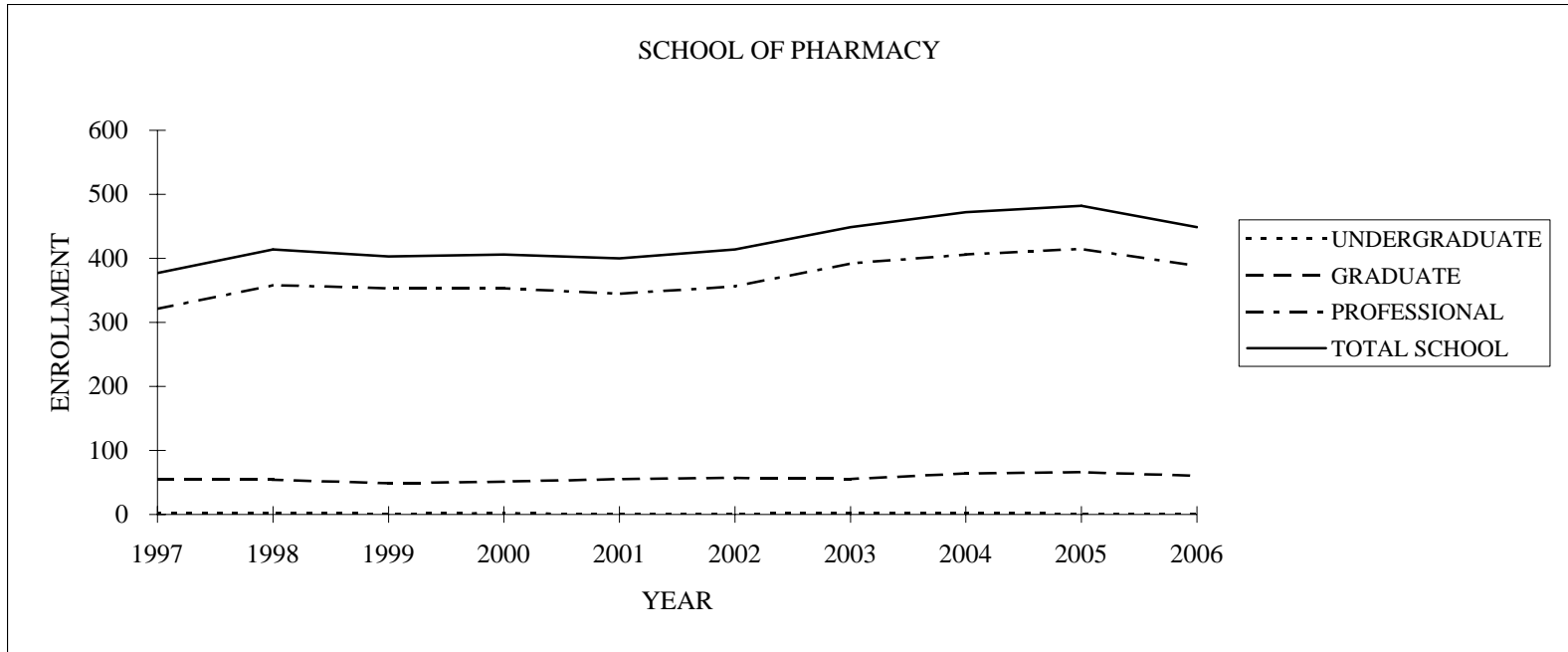
SCHOOL OF NURSING-AUTUMN

	1997	1998	1999	2000	2001	2002	2003	2004	2005	2006
UNDERGRADUATE	124	137	160	169	171	190	213	233	232	225
GRADUATE	294	294	295	306	315	311	305	336	367	412
TOTAL SCHOOL	418	431	455	475	486	501	518	569	599	637



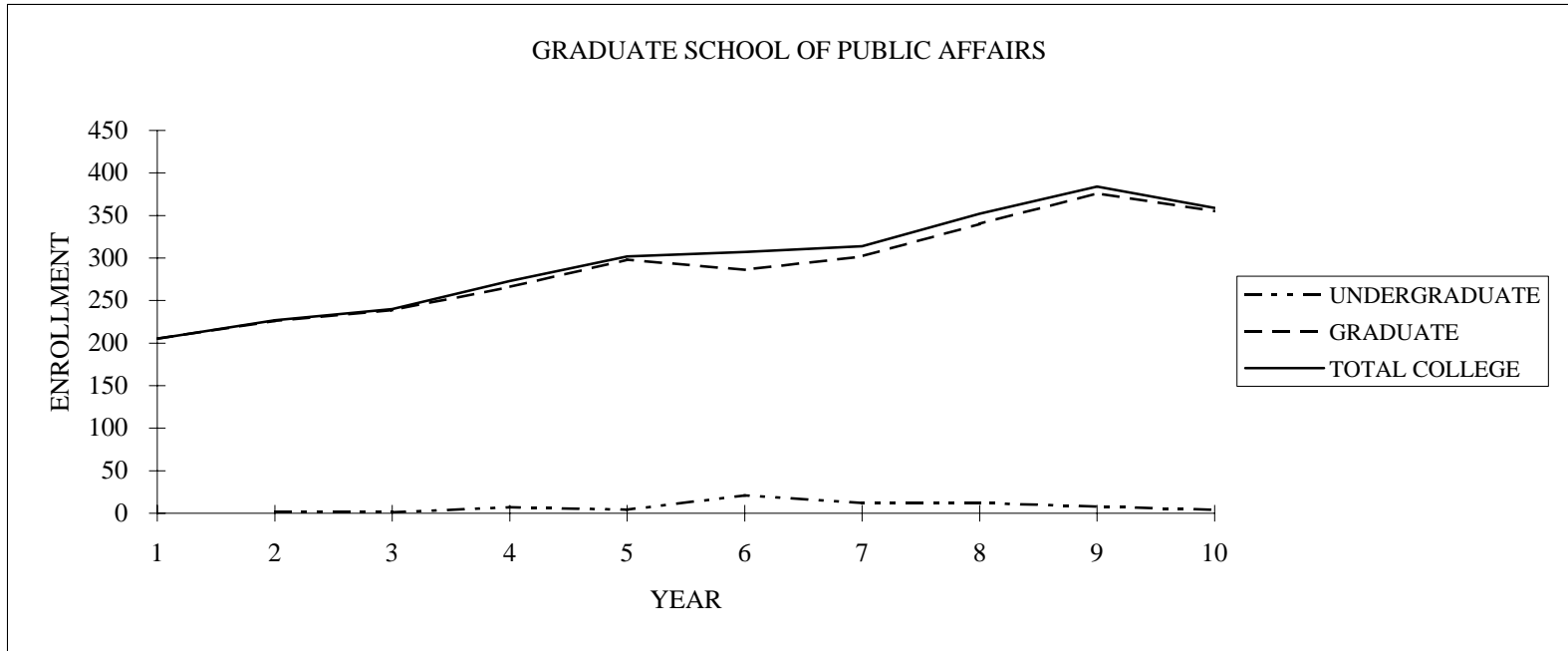
COLLEGE OF OCEAN AND FISHERY SCIENCES-AUTUMN

	1997	1998	1999	2000	2001	2002	2003	2004	2005	2006
UNDERGRADUATE	174	142	143	129	149	149	158	169	166	204
GRADUATE	244	243	222	233	250	249	247	248	235	230
TOTAL COLLEGE	418	385	365	362	399	398	405	417	401	434



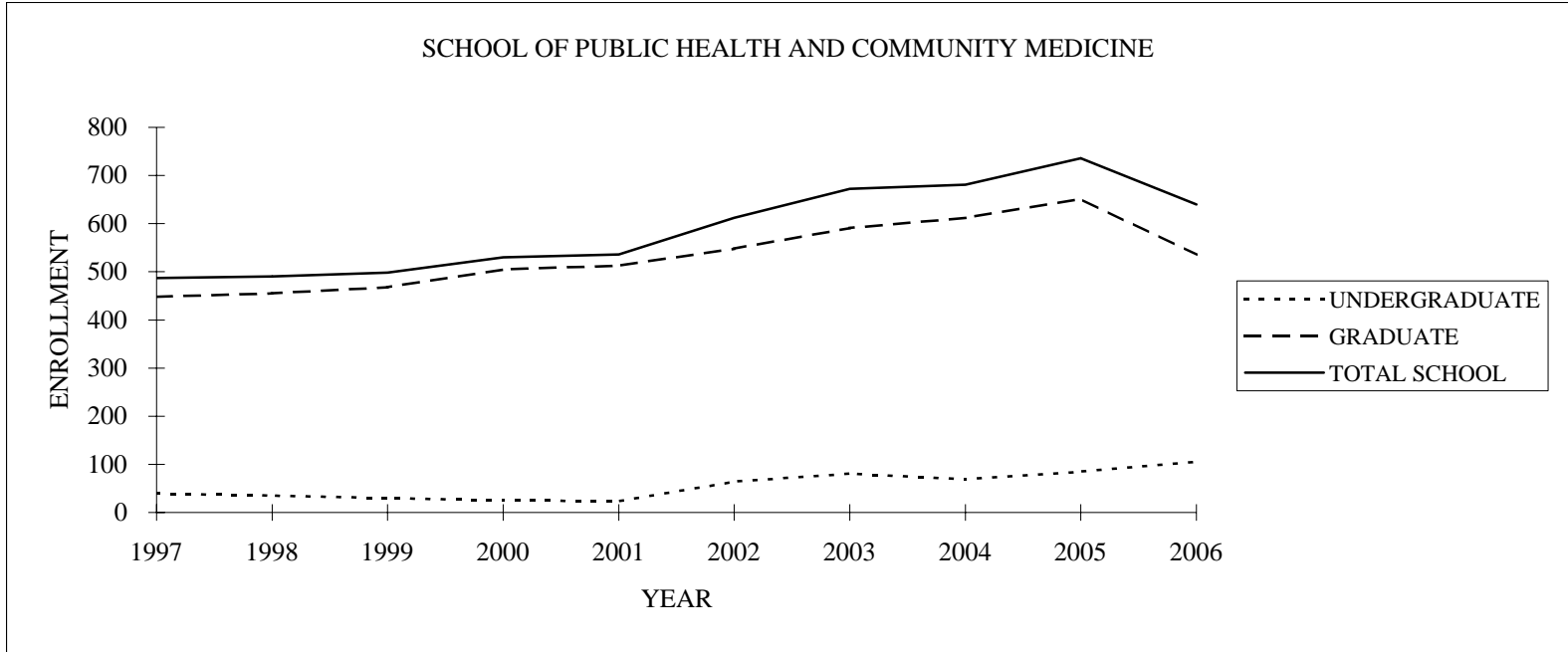
SCHOOL OF PHARMACY-AUTUMN

	1997	1998	1999	2000	2001	2002	2003	2004	2005	2006
UNDERGRADUATE	2	2	1	2		1	2	2	1	1
GRADUATE	54	54	49	51	55	57	55	64	66	60
PROFESSIONAL	321	358	353	353	345	356	392	406	415	388
TOTAL SCHOOL	377	414	403	406	400	414	449	472	482	449



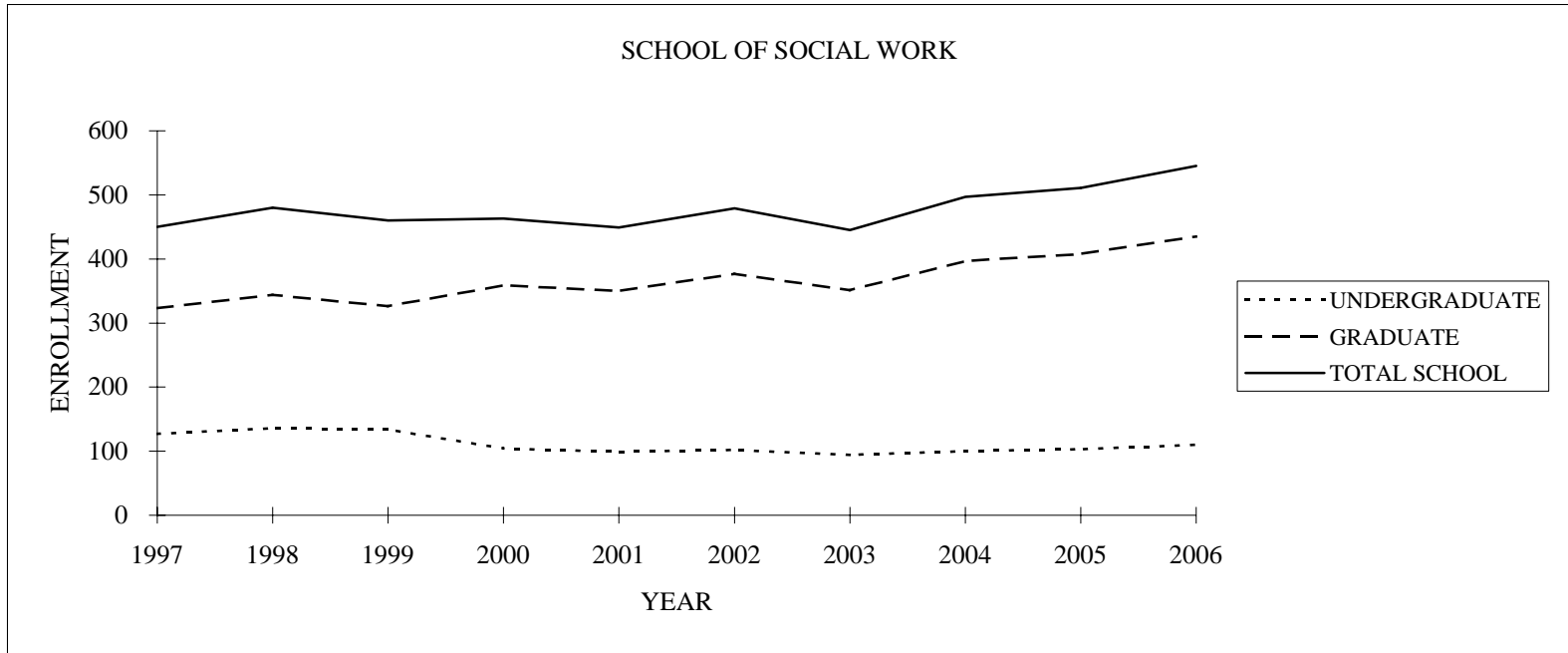
GRADUATE SCHOOL OF PUBLIC AFFAIRS-AUTUMN

	1997	1998	1999	2000	2001	2002	2003	2004	2005	2006
UNDERGRADUATE		1	1	7	4	21	12	12	8	4
GRADUATE	205	226	239	266	298	286	302	340	376	355
TOTAL COLLEGE	205	227	240	273	302	307	314	352	384	359



SCHOOL OF PUBLIC HEALTH AND COMMUNITY MEDICINE-AUTUMN

	1997	1998	1999	2000	2001	2002	2003	2004	2005	2006
UNDERGRADUATE	39	35	30	25	23	64	81	69	85	105
GRADUATE	448	455	468	505	513	548	591	612	651	535
TOTAL SCHOOL	487	490	498	530	536	612	672	681	736	640



SCHOOL OF SOCIAL WORK-AUTUMN

	1997	1998	1999	2000	2001	2002	2003	2004	2005	2006
UNDERGRADUATE	127	136	134	104	99	102	94	100	103	110
GRADUATE	323	344	326	359	350	377	351	397	408	435
TOTAL SCHOOL	450	480	460	463	449	479	445	497	511	545

University of Washington
Enrollment by New, Continuing and Returning Status
Bothell Campus

	Freshman		Sophomore		Junior		Senior		Fifth Year		Non-Matriculated		All Undergraduates		Professional		Graduate		Grand Total	
	Male	Female	Male	Female	Male	Female	Male	Female	Male	Female	Male	Female	Male	Female	Male	Female	Male	Female	Male	Female
Continuing	1	0	8	5	131	140	241	324	15	59	0	0	396	528	0	0	47	94	443	622
		1		13		271		565		74		0		924		0		141		1065
New	68	67	28	53	112	111	7	8	6	33	3	8	224	280	0	0	37	57	261	337
		135		81		223		15		39		11		504		0		94		598
Returning	0	0	1	0	2	4	3	3	2	0	0	0	8	7	0	0	0	0	8	7
		0		1		6		6		2		0		15		0		0		15
Total	69	67	37	58	245	255	251	335	23	92	3	8	628	815	0	0	84	151	712	966
		136		95		500		586		115		11		1443		0		235		1678

	Continuing		New		Returning		Total	
	#	%	#	%	#	%	#	%
Freshman	1	0.06%	135	8.05%	0	0.00%	136	8.10%
Sophomore	13	0.77%	81	4.83%	1	0.06%	95	5.66%
Junior	271	16.15%	223	13.29%	6	0.36%	500	29.80%
Senior	565	33.67%	15	0.89%	6	0.36%	586	34.92%
Fifth Year	74	4.41%	39	2.32%	2	0.12%	115	6.85%
Non-Matriculated	0	0.00%	11	0.66%	0	0.00%	11	0.66%
All Undergraduate	924	55.07%	504	30.04%	15	0.89%	1443	86.00%
Professional	0	0.00%	0	0.00%	0	0.00%	0	0.00%
Graduate	141	8.40%	94	5.60%	0	0.00%	235	14.00%
Grand Total	1065	63.47%	598	35.64%	15	0.89%	1678	100.00%

University of Washington
Ethnic Enrollment
Bothell Campus

Autumn Quarter 2006

	Fresh	Soph	Junior	Senior	N-Mat.	5th Year	Undergrad. Total	Prof.	Grad.	All Students
African-American										
Female	2	2	5	10	0	0	19	0	0	19
Male	5	0	10	5	0	0	20	0	4	24
Total:	7	2	15	15	0	0	39	0	4	43
Asian										
Female	19	6	22	40	1	13	101	0	8	109
Male	27	7	36	41	0	1	112	0	12	124
Total:	46	13	58	81	1	14	213	0	20	233
Caucasian										
Female	34	37	162	185	6	62	486	0	109	595
Male	24	14	129	145	1	13	326	0	47	373
Total:	58	51	291	330	7	75	812	0	156	968
Foreign										
Female	0	1	3	1	0	0	5	0	3	8
Male	1	0	4	3	0	1	9	0	1	10
Total:	1	1	7	4	0	1	14	0	4	18
Hawaiian/Pacific Islander										
Female	1	0	2	2	0	0	5	0	0	5
Male	0	1	2	0	0	0	3	0	0	3
Total:	1	1	4	2	0	0	8	0	0	8
Hispanic										
Female	8	2	12	6	0	1	29	0	5	34
Male	3	4	8	3	0	1	19	0	3	22
Total:	11	6	20	9	0	2	48	0	8	56
Native American										
Female	0	2	2	4	1	1	10	0	1	11
Male	1	0	2	0	0	0	3	0	0	3
Total:	1	2	4	4	1	1	13	0	1	14
Other										
Female	3	8	47	87	0	15	160	0	25	185
Male	8	11	54	54	2	7	136	0	17	153
Total:	11	19	101	141	2	22	296	0	42	338
Campus Total:	136	95	500	586	11	115	1443	0	235	1678

Declared Majors by Class Standing Bothell Campus

09-Oct-06

	Freshman		Sophomore		Junior		Senior		5th Year		Non-Matriculate		All Undergraduate		Graduate		Professional		All Students	
	M	F	M	F	M	F	M	F	M	F	M	F	M	F	M	F	M	F	M	F
Bothell Non Matriculated Student											1	3	1	3					1	3
	0		0		0		0		0		4		4		0		0		4	
Business Administration			19	13	112	69	127	86	1	2			259	170					259	170
	0		32		181		213		3		0		429		0		0		429	
Business Administration (Bothell)													0	0	56	26			56	26
	0		0		0		0		0		0		0		82		0		82	
Business Administration (DE)				1									1	0					1	0
	0		1		0		0		0		0		1		0		0		1	
Computing & Software Systems			3		48	5	63	8	11	1			125	14					125	14
	0		3		53		71		12		0		139		0		0		139	
Education (Bothell Campus)											2	3	2	3	11	50			13	53
	0		0		0		0		0		5		5		61		0		66	
Education (Certificate:Bothell Campus)									9	80			9	80					9	80
	0		0		0		0		89		0		89		0		0		89	
Environmental Science - Bothell Campus									1				1	0					1	0
	0		0		0		0		1		0		1		0		0		1	
Interdisciplinary Studies			4	9	18	36	1	7		2			23	54					23	54
	0		13		54		8		2		0		77		0		0		77	
Interdisciplinary Studies (AMS)				3	2	10	3	8					5	21					5	21
	0		3		12		11		0		0		26		0		0		26	

Note: Students with Double- or Triple-Majors are counted once in each major declared.

Declared Majors by Class Standing Bothell Campus

09-Oct-06

	Freshman		Sophomore		Junior		Senior		5th Year		Non-Matriculate		All Undergraduate		Graduate		Professional		All Students	
	M	F	M	F	M	F	M	F	M	F	M	F	M	F	M	F	M	F	M	F
Interdisciplinary Studies (CLA)			1	2	7	22	9	21					17	45					17	45
	0		3		29		30		0		0		62		0		0		62	
Interdisciplinary Studies (CP)				8	3	10	1	2					4	20					4	20
	0		8		13		3		0		0		24		0		0		24	
Interdisciplinary Studies (DE)				1									0	1					0	1
	0		1		0		0		0		0		1		0		0		1	
Interdisciplinary Studies (Global St)			6	3	18	15	17	21					41	39					41	39
	0		9		33		38		0		0		80		0		0		80	
Interdisciplinary Studies (GST & SEB)							1						0	1					0	1
	0		0		0		1		0		0		1		0		0		1	
Interdisciplinary Studies (SEB)				11	17	54	20	80	1				37	146					37	146
	0		11		71		100		1		0		183		0		0		183	
Interdisciplinary Studies (STE)			1	6	13	11	3	9					17	26					17	26
	0		7		24		12		0		0		43		0		0		43	
Nursing (Bothell Campus)			2	2	5	21	6	92	1	5		2	14	122	2	41			16	163
	0		4		26		98		6		2		136		43		0		179	
Policy Studies (Bothell Campus)													0	0	15	32			15	32
	0		0		0		0		0		0		0		47		0		47	
Pre Nursing (Bothell)						1							0	1					0	1
	0		0		1		0		0		0		1		0		0		1	

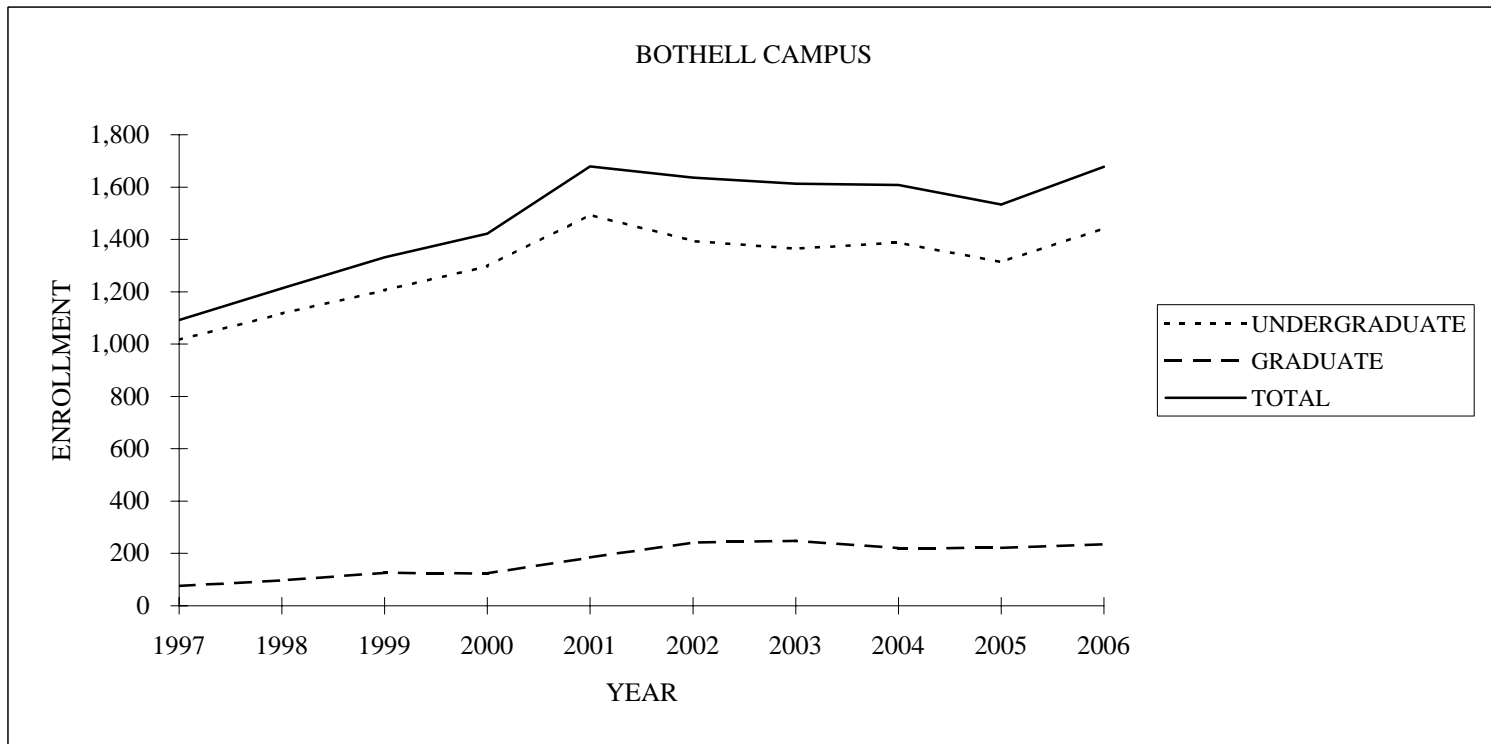
Note: Students with Double- or Triple-Majors are counted once in each major declared.

Declared Majors by Class Standing Bothell Campus

09-Oct-06

	Freshman		Sophomore		Junior		Senior		5th Year		Non-Matriculate		All Undergraduate		Graduate		Professional		All Students	
	M	F	M	F	M	F	M	F	M	F	M	F	M	F	M	F	M	F	M	F
Premajor (Bothell Campus)	69	67											69	67					69	67
	136		0		0		0		0		0		136		0		0		136	
Visiting from Seattle Campus				1	2	1	1		1				3	3					3	3
	0		1		3		1		1		0		6		0		0		6	
Visiting from Tacoma Campus													0	0	2				0	2
	0		0		0		0		0		0		0		2		0		2	

Note: Students with Double- or Triple-Majors are counted once in each major declared.



BOTHELL BRANCH CAMPUS - AUTUMN

	1997	1998	1999	2000	2001	2002	2003	2004	2005	2006
UNDERGRADUATE	1,016	1,117	1,206	1,298	1,494	1,394	1,365	1,388	1,313	1,443
GRADUATE	76	96	126	124	185	242	248	220	221	235
TOTAL	1,092	1,213	1,332	1,422	1,679	1,636	1,613	1,608	1,534	1,678

University of Washington
Enrollment by New, Continuing and Returning Status
Tacoma Campus

	Freshman		Sophomore		Junior		Senior		Fifth Year		Non-Matriculated		All Undergraduates		Professional		Graduate		Grand Total	
	Male	Female	Male	Female	Male	Female	Male	Female	Male	Female	Male	Female	Male	Female	Male	Female	Male	Female	Male	Female
Continuing	3	1	2	5	116	200	252	382	8	8	6	10	387	606	0	0	98	219	485	825
	4		7		316		634		16		16		993		0		317		1310	
New	80	110	11	12	213	306	6	6	2	3	14	25	326	462	0	0	40	78	366	540
	190		23		519		12		5		39		788		0		118		906	
Returning	0	1	1	1	16	27	4	7	0	1	8	9	29	46	0	0	0	1	29	47
	1		2		43		11		1		17		75		0		1		76	
Total	83	112	14	18	345	533	262	395	10	12	28	44	742	1114	0	0	138	298	880	1412
	195		32		878		657		22		72		1856		0		436		2292	

	Continuing		New		Returning		Total	
	#	%	#	%	#	%	#	%
Freshman	4	0.17%	190	8.29%	1	0.04%	195	8.51%
Sophomore	7	0.31%	23	1.00%	2	0.09%	32	1.40%
Junior	316	13.79%	519	22.64%	43	1.88%	878	38.31%
Senior	634	27.66%	12	0.52%	11	0.48%	657	28.66%
Fifth Year	16	0.70%	5	0.22%	1	0.04%	22	0.96%
Non-Matriculated	16	0.70%	39	1.70%	17	0.74%	72	3.14%
All Undergraduate	993	43.32%	788	34.38%	75	3.27%	1856	80.98%
Professional	0	0.00%	0	0.00%	0	0.00%	0	0.00%
Graduate	317	13.83%	118	5.15%	1	0.04%	436	19.02%
Grand Total	1310	57.16%	906	39.53%	76	3.32%	2292	100.00%

University of Washington
Ethnic Enrollment
Tacoma Campus

Autumn Quarter 2006

	Fresh	Soph	Junior	Senior	N-Mat.	5th Year	Undergrad. Total	Prof.	Grad.	All Students
African-American										
Female	14	1	31	24	0	1	71	0	17	88
Male	9	0	17	15	0	0	41	0	8	49
Total:	23	1	48	39	0	1	112	0	25	137
Asian										
Female	27	2	55	34	1	2	121	0	18	139
Male	27	0	51	43	2	0	123	0	21	144
Total:	54	2	106	77	3	2	244	0	39	283
Caucasian										
Female	51	14	336	244	31	7	683	0	196	879
Male	32	10	188	139	19	7	395	0	69	464
Total:	83	24	524	383	50	14	1078	0	265	1343
Foreign										
Female	0	0	1	2	0	0	3	0	1	4
Male	0	0	4	4	0	0	8	0	2	10
Total:	0	0	5	6	0	0	11	0	3	14
Hawaiian/Pacific Islander										
Female	1	0	8	5	0	0	14	0	1	15
Male	3	0	2	2	0	0	7	0	0	7
Total:	4	0	10	7	0	0	21	0	1	22
Hispanic										
Female	9	0	32	16	3	0	60	0	19	79
Male	4	1	20	7	0	0	32	0	5	37
Total:	13	1	52	23	3	0	92	0	24	116
Native American										
Female	2	1	9	10	0	0	22	0	6	28
Male	1	0	6	3	1	0	11	0	0	11
Total:	3	1	15	13	1	0	33	0	6	39
Other										
Female	8	0	61	60	9	2	140	0	40	180
Male	7	3	57	49	6	3	125	0	33	158
Total:	15	3	118	109	15	5	265	0	73	338
Campus Total:	195	32	878	657	72	22	1856	0	436	2292

Declared Majors by Class Standing Tacoma Campus

09-Oct-06

	Freshman		Sophomore		Junior		Senior		5th Year		Non-Matriculate		All Undergraduate		Graduate		Professional		All Students	
	M	F	M	F	M	F	M	F	M	F	M	F	M	F	M	F	M	F	M	F
Accounting			1		34	49	27	49	1				63	98					63	98
	0		1		83		76		1		0		161		0		0		161	
Business Administration		1			18	16	19	23					37	40					37	40
	1		0		34		42		0		0		77		0		0		77	
Business Administration (Finance)					23	11	24	15	1				48	26					48	26
	0		0		34		39		1		0		74		0		0		74	
Business Administration (Management)			1	1	18	9	13	8					32	18					32	18
	0		2		27		21		0		0		50		0		0		50	
Business Administration (Marketing)					8	16	8	4					16	20					16	20
	0		0		24		12		0		0		36		0		0		36	
Computing & Software Systems	1				20	2	46	6	5	2	2		74	10	32	10			106	20
	1		0		22		52		7		2		84		42		0		126	
Dual Enrollment Comput & Sftwr Sys (Tac)	1				2								3	0					3	0
	1		0		2		0		0		0		3		0		0		3	
Education (Tacoma Campus)											2	3	2	3	32	91			34	94
	0		0		0		0		0		5		5		123		0		128	
Environmental Science - Tacoma Campus			1	1	8	13	9	6	1	1			19	21					19	21
	0		2		21		15		2		0		40		0		0		40	
Interdisciplinary Arts & Sciences	2	1	7	8	86	177	23	39		3			118	228					118	228
	3		15		263		62		3		0		346		0		0		346	

Note: Students with Double- or Triple-Majors are counted once in each major declared.

Declared Majors by Class Standing Tacoma Campus

09-Oct-06

	Freshman		Sophomore		Junior		Senior		5th Year		Non-Matriculate		All Undergraduate		Graduate		Professional		All Students	
	M	F	M	F	M	F	M	F	M	F	M	F	M	F	M	F	M	F	M	F
Interdisciplinary Arts & Sciences (AMC)						5	4	9		1			4	15					4	15
	0		0		5		13		1		0		19		0		0		19	
Interdisciplinary Arts & Sciences (AS)						2	1	6					1	8					1	8
	0		0		2		7		0		0		9		0		0		9	
Interdisciplinary Arts & Sciences (COMM)					8	15	11	12					19	27					19	27
	0		0		23		23		0		0		46		0		0		46	
Interdisciplinary Arts & Sciences (EGL)					1	1	1	4					2	5					2	5
	0		0		2		5		0		0		7		0		0		7	
Interdisciplinary Arts & Sciences (EST)					2	2	1	2					3	4					3	4
	0		0		4		3		0		0		7		0		0		7	
Interdisciplinary Arts & Sciences (GLBS)						5		6					0	11					0	11
	0		0		5		6		0		0		11		0		0		11	
Interdisciplinary Arts & Sciences (GS)			1		2	4	7	22					10	26					10	26
	0		1		6		29		0		0		36		0		0		36	
Interdisciplinary Arts & Sciences (PE)					3	1	13	5					16	6					16	6
	0		0		4		18		0		0		22		0		0		22	
Interdisciplinary Arts & Sciences (PSY)				1	3	12	7	31					10	44					10	44
	0		1		15		38		0		0		54		0		0		54	
Interdisciplinary Arts & Sciences (PV)				1	6	2	5	13					11	16					11	16
	0		1		8		18		0		0		27		0		0		27	

Note: Students with Double- or Triple-Majors are counted once in each major declared.

Declared Majors by Class Standing Tacoma Campus

09-Oct-06

	Freshman		Sophomore		Junior		Senior		5th Year		Non-Matriculate		All Undergraduate		Graduate		Professional		All Students	
	M	F	M	F	M	F	M	F	M	F	M	F	M	F	M	F	M	F	M	F
Interdisciplinary Arts & Sciences (SS)			1		13	49	17	66					31	115					31	115
	0		1		62		83		0		0		146		0		0		146	
Interdisciplinary Studies													0	0	5	24			5	24
	0		0		0		0		0		0		0		29		0		29	
Liberal Studies (American Studies)							1						1	0					1	0
	0		0		0		1		0		0		1		0		0		1	
Nonmatriculated - Tacoma											24	30	24	30					24	30
	0		0		0		0		0		54		54		0		0		54	
Nursing (Tacoma Campus)		2		3	11	67	3	27		1		11	14	111	6	71			20	182
	2		3		78		30		1		11		125		77		0		202	
Pre Business Administration (Tacoma)					2	1							2	1					2	1
	0		0		3		0		0		0		3		0		0		3	
Pre Computing and Software Sys (Tacoma)	1		2		39	7	4		1	1			47	8					47	8
	1		2		46		4		2		0		55		0		0		55	
Premajor (Tacoma Campus)	77	108											77	108					77	108
	185		0		0		0		0		0		185		0		0		185	
Social Welfare (Tacoma)				2	9	46	4	25		1			13	74					13	74
	0		2		55		29		1		0		87		0		0		87	
Social Work (Tacoma Campus)													0	0	17	84			17	84
	0		0		0		0		0		0		0		101		0		101	

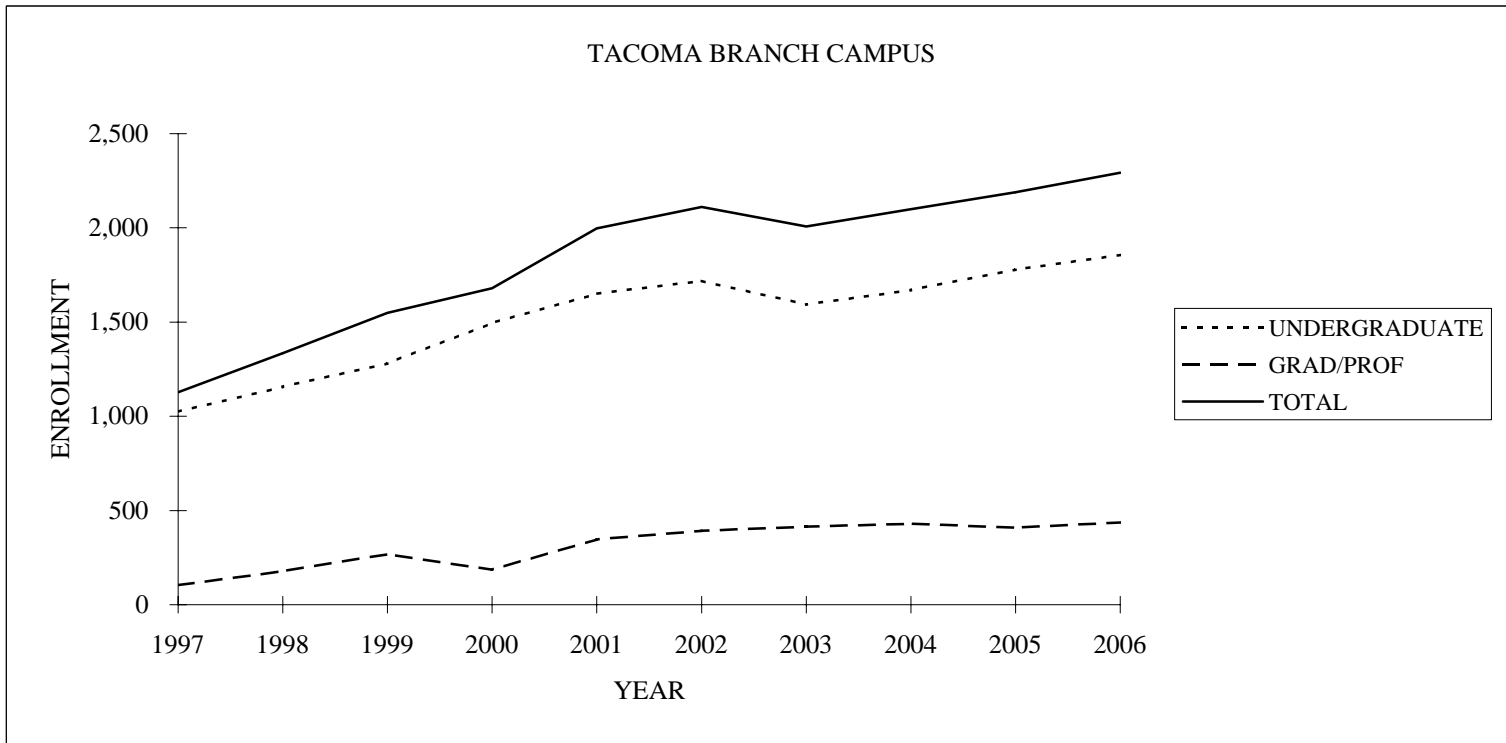
Note: Students with Double- or Triple-Majors are counted once in each major declared.

Declared Majors by Class Standing Tacoma Campus

09-Oct-06

	Freshman		Sophomore		Junior		Senior		5th Year		Non-Matriculate		All Undergraduate		Graduate		Professional		All Students	
	M	F	M	F	M	F	M	F	M	F	M	F	M	F	M	F	M	F	M	F
Tacoma Dual Enrollment	1												1	0					1	0
		1		0		0		0		0		0		1		0		0		1
Tacoma General Studies								1					1	0					1	0
		0		0		0		1		0		0		1		0		0		1
URBAN STUDIES					26	19	13	16	1	2			40	37					40	37
		0		0		45		29		3		0		77		0		0		77
UW Tacoma Master of Business Admin													0	0	46	17			46	17
		0		0		0		0		0		0		0	63		0		63	
Visiting from Seattle Campus													5	4		1			5	5
		0		1		3	2	2	1				9		1		0		10	

Note: Students with Double- or Triple-Majors are counted once in each major declared.



TACOMA BRANCH CAMPUS - AUTUMN

	1997	1998	1999	2000	2001	2002	2003	2004	2005	2006
UNDERGRADUATE	1,024	1,157	1,281	1,494	1,651	1,718	1,593	1,670	1,779	1,856
GRAD/PROF	104	178	268	185	347	393	415	430	410	436
TOTAL	1,128	1,335	1,549	1,679	1,998	2,111	2,008	2,100	2,189	2,292