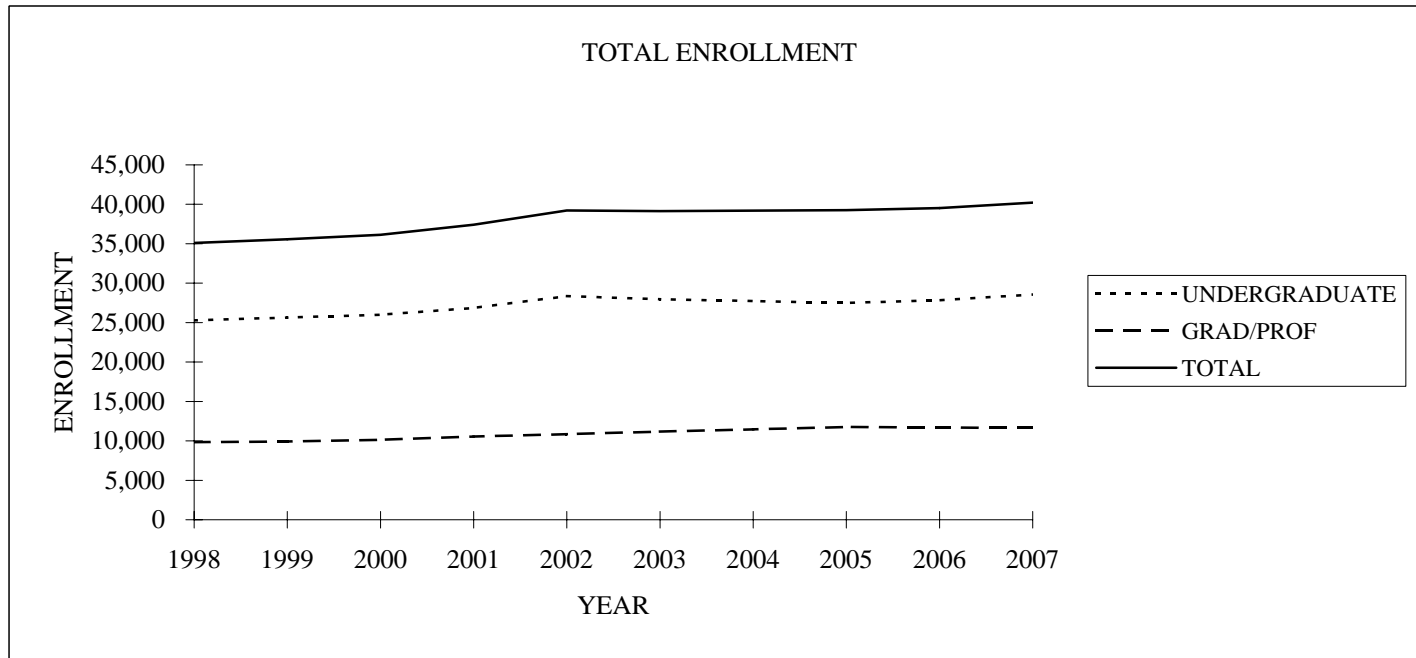


University of Washington Quarterly Enrollment Profile Autumn Quarter 2007



TOTAL ENROLLMENT

	1998	1999	2000	2001	2002	2003	2004	2005	2006	2007
UNDERGRADUATE	25,273	25,638	25,987	26,860	28,362	27,963	27,732	27,488	27,836	28,570
GRAD/PROF	9,835	9,921	10,152	10,552	10,854	11,173	11,467	11,763	11,688	11,648
TOTAL	35,108	35,559	36,139	37,412	39,216	39,136	39,199	39,251	39,524	40,218

University of Washington
Quarterly Enrollment Profile for Autumn Quarter 2007
Table of Contents

Seattle Campus

Current Quarter Statistics

Total Enrollment by New, Continuing, Returning Status	1
Total Enrollment by Ethnic Division	2
Total Enrollment by School or College	3 - 5
Total Enrollment by Major	6 - 64
Foreign Student Enrollment by School or College	65 - 66
Professional Student Enrollment by New, Continuing, Returning Status	67
Credits Instructed by School or College	68

Historical Perspective

Enrollment by Term - 1946 to Present	69
Ethnic Enrollment Trend - 10 Year	70
Undergraduate Enrollment Trend - 10 Year	71
New Undergraduates by Type - 10 Year	72
Enrollment Trend by School or College - 10 Year	73 - 89

Bothell Campus

Total Enrollment by New, Continuing, Returning Status	90
Total Enrollment by Ethnic Division	91
Total Enrollment by Major	92 - 94
Campus Enrollment Trend - 10 Year	95

Tacoma Campus

Total Enrollment by New, Continuing, Returning Status	96
Total Enrollment by Ethnic Division	97
Total Enrollment by Major	98 - 101
Campus Enrollment Trend - 10 Year	102

OTHER REPORTS AVAILABLE UPON REQUEST, 214 SCHMITZ HALL - 685-3940

STUDENTS BY COUNTY, STATE, COUNTRY
RESIDENT - NON RESIDENT BY CREDIT HOUR
ENROLLMENT BY NEW, CONTINUING, RETURNING STUDENTS
NEW TRANSFER STUDENTS BY WASHINGTON 2-YR AND 4-YR SCHOOLS

ALL STUD
RESIDENT
FACULTY
VETERAN:

University of Washington
 Enrollment by New, Continuing and Returning Status
 Seattle Campus
 Autumn 2007

	Freshman		Sophomore		Junior		Senior		Fifth Year		Non-Matriculated		All Undergraduates		Professional		Graduate		Grand Total	
	Male	Female	Male	Female	Male	Female	Male	Female	Male	Female	Male	Female	Male	Female	Male	Female	Male	Female	Male	Female
Continuing	549	531	2327	2563	2807	3107	3604	3577	112	142	392	434	9791	10354	572	719	3193	3673	13556	14746
	1080		4890		5914		7181		254		826		20145		1291		6866		28302	
New	2298	2631	229	224	660	699	44	39	32	43	535	665	3798	4301	218	286	1368	1611	5384	6198
	4929		453		1359		83		75		1200		8099		504		2979		11582	
Returning	23	23	21	22	55	52	43	48	2	2	20	15	164	162	3	5	0	0	167	167
	46		43		107		91		4		35		326		8		0		334	
Total	2870	3185	2577	2809	3522	3858	3691	3664	146	187	947	1114	13753	14817	793	1010	4561	5284	19107	21111
	6055		5386		7380		7355		333		2061		28570		1803		9845		40218	

	Continuing		New		Returning		Total	
	#	%	#	%	#	%	#	%
Freshman	1080	2.69%	4929	12.26%	46	0.11%	6055	15.06%
Sophomore	4890	12.16%	453	1.13%	43	0.11%	5386	13.39%
Junior	5914	14.70%	1359	3.38%	107	0.27%	7380	18.35%
Senior	7181	17.86%	83	0.21%	91	0.23%	7355	18.29%
Fifth Year	254	0.63%	75	0.19%	4	0.01%	333	0.83%
Non-Matriculated	826	2.05%	1200	2.98%	35	0.09%	2061	5.12%
All Undergraduate	20145	50.09%	8099	20.14%	326	0.81%	28570	71.04%
Professional	1291	3.21%	504	1.25%	8	0.02%	1803	4.48%
Graduate	6866	17.07%	2979	7.41%	0	0.00%	9845	24.48%
Grand Total	28302	70.37%	11582	28.80%	334	0.83%	40218	100.00%

**University of Washington
Ethnic Enrollment
Seattle Campus**

Autumn Quarter 2007

	Fresh	Soph	Junior	Senior	N-Mat.	5th Year	Undergrad. Total	Prof.	Grad.	All Students
African-American										
Female	125	91	133	139	14	3	505	13	162	680
Male	101	76	119	109	9	5	419	16	107	542
Total:	226	167	252	248	23	8	924	29	269	1222
Asian										
Female	977	785	950	1035	92	21	3860	205	512	4577
Male	840	685	872	958	66	9	3430	108	346	3884
Total:	1817	1470	1822	1993	158	30	7290	313	858	8461
Caucasian										
Female	1584	1535	2035	1890	358	128	7530	651	3089	11270
Male	1502	1385	1848	1977	308	98	7118	566	2476	10160
Total:	3086	2920	3883	3867	666	226	14648	1217	5565	21430
Foreign										
Female	113	87	225	113	27	1	566	22	711	1299
Male	101	81	205	121	16	5	529	12	841	1382
Total:	214	168	430	234	43	6	1095	34	1552	2681
Hawaiian/Pacific Islander										
Female	28	12	28	24	2	0	94	15	17	126
Male	20	19	23	21	2	0	85	7	9	101
Total:	48	31	51	45	4	0	179	22	26	227
Hispanic										
Female	190	167	209	167	19	12	764	38	212	1014
Male	164	136	171	148	13	1	633	27	135	795
Total:	354	303	380	315	32	13	1397	65	347	1809
Native American										
Female	58	27	63	58	1	2	209	18	56	283
Male	38	31	36	49	5	0	159	5	31	195
Total:	96	58	99	107	6	2	368	23	87	478
Other										
Female	110	105	215	238	601	20	1289	48	525	1862
Male	104	164	248	308	528	28	1380	52	616	2048
Total:	214	269	463	546	1129	48	2669	100	1141	3910
Campus Total:	6055	5386	7380	7355	2061	333	28570	1803	9845	40218

Student Count by College Seattle Campus

Thursday, October 11, 2007

	Freshman		Sophomore		Junior		Senior		5th Year		Non-Matriculate		All Undergraduate		Graduate		Professional		All Students	
	M	F	M	F	M	F	M	F	M	F	M	F	M	F	M	F	M	F	M	F
	Bothell Campus	6	4	6	3	6	5	8	15		3			26	30	2	9			28
	10		9		11		23		3		0		56		11		0		67	
College of Architecture and Urban Planning			5	1	66	30	95	68	2	4	6	5	174	108	177	171			351	279
	0		6		96		163		6		11		282		348		0		630	
College of Arts and Sciences	2143	2873	1885	2510	2388	3137	2422	2915	59	76	14	10	8911	11521	1286	1396			10197	12917
	5016		4395		5525		5337		135		24		20432		2682		0		23114	
College of Education									2	3	9	21	11	24	211	509			222	533
	0		0		0		0		5		30		35		720		0		755	
College of Engineering	652	168	529	126	616	172	660	148	22	1	46	18	2525	633	963	298			3488	931
	820		655		788		808		23		64		3158		1261		0		4419	
College of Forest Resources	29	14	14	11	40	28	49	25	3	3	3	2	138	83	73	73			211	156
	43		25		68		74		6		5		221		146		0		367	
College of Ocean and Fisheries Sciences	16	25	14	21	16	36	33	23	2	1	3		84	106	81	142			165	248
	41		35		52		56		3		3		190		223		0		413	
Interdisciplinary Graduate Programs											1	3	1	3	302	399			303	402
	0		0		0		0		0		4		4		701		0		705	
Interdisciplinary Undergraduate Studies	47	53	19	37	25	37	24	31			840	980	955	1138	1	1			956	1139
	100		56		62		55		0		1820		2093		2		0		2095	
Interschool or Intercollege Programs	6	7	6	5	22	10	41	28			3	3	78	53	95	87			173	140
	13		11		32		69		0		6		131		182		0		313	

Note: Students with Double- or Triple-Majors across colleges are counted once in each college.

Student Count by College Seattle Campus

Thursday, October 11, 2007

	Freshman		Sophomore		Junior		Senior		5th Year		Non-Matriculate		All Undergraduate		Graduate		Professional		All Students	
	M	F	M	F	M	F	M	F	M	F	M	F	M	F	M	F	M	F	M	F
	School of Business Administration	62	72	87	88	319	309	430	341	3	3	1		902	813	584	287			1486
	134		175		628		771		6		1		1715		871		0		2586	
School of Dentistry										1			0	1	45	38	133	84	178	123
	0	0	0	0	0	0	0	0	1	0	0	1	83	217					301	
School of Law									5	2			5	2	87	72	198	295	290	369
	0	0	0	0	0	0	0	0	7	0	0	7	159	493					659	
School of Medicine	16	13	12	6	17	20	27	37	36	52	1	4	109	132	241	329	326	384	676	845
	29		18		37		64		88		5		241		570		710		1521	
School of Nursing		2		3	8	46	8	63	12	38	5	29	33	181	44	366			77	547
	2		3		54		71		50		34		214		410		0		624	
School of Pharmacy											1	1	1	1	29	35	136	247	166	283
	0	0	0	0	0	0	0	0	0	0	2	2	64	383					449	
School of Public Affairs											1		1	0	133	240			134	240
	0	0	0	0	0	0	0	0	0	1	1	373	0					374		
School of Public Health and Community Medicine			2	1	4	19	20	38	1		10	32	37	90	172	381			209	471
	0		3		23		58		1		42		127		553		0		680	
School of Social Work				6	3	36	8	37			1	2	12	81	67	312			79	393
	0		6		39		45		0		3		93		379		0		472	
Tacoma Campus					4	6	4	9					9	17	1	3			10	20
	1	2			4	6	4	9					9	17	1	3			10	20
	3		0		10		13		0		0		26		4		0		30	

Note: Students with Double- or Triple-Majors across colleges are counted once in each college.

Student Count by College Seattle Campus

Thursday, October 11, 2007

	Freshman		Sophomore		Junior		Senior		5th Year		Non-Matriculate		All Undergraduate		Graduate		Professional		All Students	
	M	F	M	F	M	F	M	F	M	F	M	F	M	F	M	F	M	F	M	F
The Information School	1		12		34	10	39	12			2	4	88	26	150	352			238	378
	1		12		44		51		0		6		114		502		0		616	
Unduplicated Total for Seattle Campus:	2870	3185	2577	2809	3522	3858	3691	3664	146	187	947	1114	13753	14817	4561	5284	793	1010	19107	21111
	6055		5386		7380		7355		333		2061		28570		9845		1803		40218	

Note: Students with Double- or Triple-Majors across colleges are counted once in each college.

Declared Majors by Class Standing Seattle Campus

Thursday, October 11, 2007

Bothell Campus

Freshman		Sophomore		Junior		Senior		5th Year		Non-Matriculate		All Undergraduate		Graduate		Professional		All Students			
M	F	M	F	M	F	M	F	M	F	M	F	M	F	M	F	M	F	M	F		
6	4	6	3	6	5	8	15		3			26	30	2	9					28	39
10		9		11		23		3		0		56		11		0		67			

Visiting from Bothell Campus

Note: Students with Double- or Triple-Majors are counted once in each major declared.

Declared Majors by Class Standing Seattle Campus

Thursday, October 11, 2007

College of Architecture and Urban Planning

	Freshman		Sophomore		Junior		Senior		5th Year		Non-Matriculate		All Undergraduate		Graduate		Professional		All Students	
	M	F	M	F	M	F	M	F	M	F	M	F	M	F	M	F	M	F	M	F
Architectural Studies			3		21	19	23	21					47	40					47	40
	0		3		40		44		0		0		87		0		0		87	
Architectural Studies (w/ CM)							4	7					4	7					4	7
	0		0		0		11		0		0		11		0		0		11	
Architecture													0	0	62	68			62	68
	0		0		0		0		0		0		0		130		0		130	
BUILT ENVIRONMENT													0	0	11	6			11	6
	0		0		0		0		0		0		0		17		0		17	
Community, Environment, and Planning			1		7	8	13	22					21	30					21	30
	0		1		15		35		0		0		51		0		0		51	
Construction Management					36	2	45	11			2		83	13	1				84	13
	0		0		38		56		0		2		96		1		0		97	
Construction Management (w/ Arch St)							1						1	0					1	0
	0		0		0		1		0		0		1		0		0		1	
Construction Management, Evening Deg Prog											2	1	2	1	31	10			33	11
	0		0		0		0		0		3		3		41		0		44	
Landscape Architecture			1	1	2	1	15	16	2	4	1		21	22	12	30			33	52
	0		2		3		31		6		1		43		42		0		85	

Note: Students with Double- or Triple-Majors are counted once in each major declared.

Declared Majors by Class Standing Seattle Campus

Thursday, October 11, 2007

College of Architecture and Urban Planning

	Freshman		Sophomore		Junior		Senior		5th Year		Non-Matriculate		All Undergraduate		Graduate		Professional		All Students	
	M	F	M	F	M	F	M	F	M	F	M	F	M	F	M	F	M	F	M	F
Strategic Planning for Critical Infrastr												1	0	1	23	11			23	12
	0		0		0		0		0		1		1		34		0		35	
Urban Design & Planning											1	3	1	3	40	46			41	49
	0		0		0		0		0		4		4		86		0		90	

Note: Students with Double- or Triple-Majors are counted once in each major declared.

Declared Majors by Class Standing Seattle Campus

Thursday, October 11, 2007

College of Arts and Sciences

	Freshman		Sophomore		Junior		Senior		5th Year		Non-Matriculate		All Undergraduate		Graduate		Professional		All Students	
	M	F	M	F	M	F	M	F	M	F	M	F	M	F	M	F	M	F	M	F
Afro-American Studies							1						1	0					1	0
	0		0		0		1		0		0		1		0		0		1	
American Ethnic Studies			3	2	21	22	27	39					51	63					51	63
	0		5		43		66		0		0		114		0		0		114	
American Indian Studies					1		2	2					3	2					3	2
	0		0		1		4		0		0		5		0		0		5	
Anthropology	14	45	5	30	31	54	38	99	2	1		1	90	230	26	65			116	295
	59		35		85		137		3		1		320		91		0		411	
App & Comp Math Sci (Biol & Life Sci)					1		3	5					3	6					3	6
	0		0		1		8		0		0		9		0		0		9	
App & Comp Math Sci (Discrete Math & AI)			1		8	1	19	4					28	5					28	5
	0		1		9		23		0		0		33		0		0		33	
App & Comp Math Sci (Engineer & Phy Sci)					3		14	2	1				18	2					18	2
	0		0		3		16		1		0		20		0		0		20	
App & Comp Math Sci (Mathematical Econ)			1	1	6	1	11	1					18	3					18	3
	0		2		7		12		0		0		21		0		0		21	
App & Comp Math Sci (Sci Comp & Num AI)					1	1	3						4	1					4	1
	0		0		2		3		0		0		5		0		0		5	

Note: Students with Double- or Triple-Majors are counted once in each major declared.

Declared Majors by Class Standing Seattle Campus

Thursday, October 11, 2007

College of Arts and Sciences

	Freshman		Sophomore		Junior		Senior		5th Year		Non-Matriculate		All Undergraduate		Graduate		Professional		All Students	
	M	F	M	F	M	F	M	F	M	F	M	F	M	F	M	F	M	F	M	F
	App & Comp Math Sci (Social & Behav Sci)							1						1	0					1
	0		0		0		1		0		0		1		0		0		1	
App & Comp Math Sci (Statistics)					1		2	1					3	1					3	1
	0		0		1		3		0		0		4		0		0		4	
Applied Mathematics											7	3	7	3	46	24			53	27
	0		0		0		0		0		10		10		70		0		80	
Applied Music									1	2			1	2					1	2
	0		0		0		0		3		0		3		0		0		3	
Applied Music (Composition)							1						1	0					1	0
	0		0		0		1		0		0		1		0		0		1	
Applied Music (Music Education)		1	2		4	7	7	8	1				13	17					13	17
	1		2		11		15		1		0		30		0		0		30	
Applied Music (Orchestral Instruments)	7	2	5	2	4	4	7	6					23	14					23	14
	9		7		8		13		0		0		37		0		0		37	
Applied Music (Piano)		1	2		1	1	1						1	5					1	5
	1		2		1		2		0		0		6		0		0		6	
Applied Music (String Instruments)																				
	2	4		3	4	3	1	5					7	15					7	15
	6		3		7		6		0		0		22		0		0		22	

Note: Students with Double- or Triple-Majors are counted once in each major declared.

Declared Majors by Class Standing Seattle Campus

Thursday, October 11, 2007

College of Arts and Sciences

	Freshman		Sophomore		Junior		Senior		5th Year		Non-Matriculate		All Undergraduate		Graduate		Professional		All Students	
	M	F	M	F	M	F	M	F	M	F	M	F	M	F	M	F	M	F	M	F
	Applied Music (Voice)			1			2		2					1	4					1
Art (Ceramics)	0		1			2		2		0		0		5		0		0		5
Art (Design Studies)			3	1	2	5	6	6					11	12					11	12
Art (Fibers)	0		4			7		12		0		0		23		0		0		23
Art (Industrial Design)					1	4	3	12					4	16					4	16
Art (Metals)	0		0			5		15		0		0		20		0		0		20
Art (Painting and Drawing)						2		4					0	6					0	6
Art (Sculpture)	0		0			2		4		0		0		6		0		0		6
Art (Ceramics)					9	6	14	15					23	21					23	21
Art (Design Studies)	0		0			15		29		0		0		44		0		0		44
Art (Fibers)								6					0	6					0	6
Art (Industrial Design)	0		0		0		6		0		0		6		0		0		6	
Art (Metals)													10	48					10	48
Art (Painting and Drawing)	1		4		3	22	6	20	1	1			10	48					10	48
Art (Sculpture)	1		4			25		26		2		0		58		0		0		58
Art (Ceramics)			3	4	10	9	11	17					24	30					24	30
Art (Design Studies)	0		7			19		28		0		0		54		0		0		54
Art (Fibers)													1	1					1	1
Art (Industrial Design)	0		1				1			0		0		2		0		0		2

Note: Students with Double- or Triple-Majors are counted once in each major declared.

Declared Majors by Class Standing Seattle Campus

Thursday, October 11, 2007

College of Arts and Sciences

	Freshman		Sophomore		Junior		Senior		5th Year		Non-Matriculate		All Undergraduate		Graduate		Professional		All Students	
	M	F	M	F	M	F	M	F	M	F	M	F	M	F	M	F	M	F	M	F
Art (Visual Communication Design)	2	2	7	23	18	22	11	19		1			38	67	1				39	67
		4		30		40		30		1		0		105		1		0		106
Art History		7	1	8	4	42	8	50		1			13	108	6	28			19	136
		7		9		46		58		1		0		121		34		0		155
Asian Lang & Lit (Theory & Criticism)													0	0		1			0	1
		0		0		0		0		0		0		0		1		0		1
Asian Languages and Literature						1	1	1					1	2	19	20			20	22
		0		0		1		2		0		0		3		39		0		42
Astronomy	2		4	5	9	6	18	7		1			33	19	16	11			49	30
		2		9		15		25		1		0		52		27		0		79
Atmospheric Sciences	2		3		16	3	7	3					28	6	40	21			68	27
		2		3		19		10		0		0		34		61		0		95
Audiology													0	0	8	26			8	26
		0		0		0		0		0		0		0		34		0		34
Biochemistry	89	98	53	53	98	94	143	136	2	3			385	384					385	384
		187		106		192		279		5		0		769		0		0		769
Biology						1	3	3					3	4					3	4
		0		0		1		6		0		0		7		0		0		7

Note: Students with Double- or Triple-Majors are counted once in each major declared.

Declared Majors by Class Standing Seattle Campus

Thursday, October 11, 2007

College of Arts and Sciences

	Freshman		Sophomore		Junior		Senior		5th Year		Non-Matriculate		All Undergraduate		Graduate		Professional		All Students	
	M	F	M	F	M	F	M	F	M	F	M	F	M	F	M	F	M	F	M	F
	Biology (Cell and Molecular Biology)					1				1	1			2	1					2
	0		0		1		0		2		0		3		0		0		3	
Biology (Ecology and Evolution)			3		8	6	12	12	1				24	18					24	18
	0		3		14		24		1		0		42		0		0		42	
Biology (Environmental and Conservation)				1	3	12	11	17		2			14	32					14	32
	0		1		15		28		2		0		46		0		0		46	
Biology (General)			1	7	27	66	81	114		2			109	189					109	189
	0		8		93		195		2		0		298		0		0		298	
Biology (Molecular, Cellular & Develop)			3	4	45	51	70	119	2	4			120	178					120	178
	0		7		96		189		6		0		298		0		0		298	
Biology (Physiology)				4	24	39	62	89	1	1			87	133					87	133
	0		4		63		151		2		0		220		0		0		220	
Biology (Plant)					3	2	2	5		1			5	8					5	8
	0		0		5		7		1		0		13		0		0		13	
Biology (Ecology, Evolution & Conser Bio)						1							0	1					0	1
	0		0		1		0		0		0		1		0		0		1	
Botany							1						1	0	6	22			7	22
	0		0		0		1		0		0		1		28		0		29	

Note: Students with Double- or Triple-Majors are counted once in each major declared.

Declared Majors by Class Standing Seattle Campus

Thursday, October 11, 2007

College of Arts and Sciences

	Freshman		Sophomore		Junior		Senior		5th Year		Non-Matriculate		All Undergraduate		Graduate		Professional		All Students	
	M	F	M	F	M	F	M	F	M	F	M	F	M	F	M	F	M	F	M	F
Chemistry	93	104	37	45	43	58	82	76	1				256	283	115	98			371	381
	197		82		101		158		1		0		539		213		0		752	
Chemistry (ACS Certified)			2		16	10	25	16					43	26					43	26
	0		2		26		41		0			0	69		0		0		69	
Chemistry (Nanotechnology)													0	0	3	2			3	2
	0		0		0		0		0			0	0	5		0		5		
Chinese					2	5	3	2	2				7	7					7	7
	0		0		7		5		2			0	14		0		0		14	
Classical Studies	3		1		1	3	1	12	1				5	17					5	17
	3		1		4		13		1			0	22		0		0		22	
Classics	1	2	1	5	2	2	10	5	1	1			15	15	10	15			25	30
	3		6		4		15		2			0	30		25		0		55	
Communication			2	15	28	121	81	189					111	325	25	38			136	363
	0		17		149		270		0			0	436		63		0		499	
Communication (Digital Media)											1	1	1	1	17	23			18	24
	0		0		0		0		0		2		2		40		0		42	
Communication (Journalism)			2		10	24	21	36					31	62					31	62
	0		2		34		57		0		0		93		0		0		93	

Note: Students with Double- or Triple-Majors are counted once in each major declared.

Declared Majors by Class Standing Seattle Campus

Thursday, October 11, 2007

College of Arts and Sciences

	Freshman		Sophomore		Junior		Senior		5th Year		Non-Matriculate		All Undergraduate		Graduate		Professional		All Students	
	M	F	M	F	M	F	M	F	M	F	M	F	M	F	M	F	M	F	M	F
Communication, Evening Degree Program					4	5	13	17	1				18	22					18	22
	0		0		9		30		1		0		40		0		0		40	
Comparative History of Ideas	4	11	4	12	20	42	31	66					59	131					59	131
	15		16		62		97		0		0		190		0		0		190	
Comparative Lit (Theory & Criticism)													0	0	1				1	0
	0		0		0		0		0		0		0		1		0		1	0
Comparative Literature			1	4	8	10	13	16					22	30	20	23			42	53
	0		5		18		29		0		0		52		43		0		95	
Comparative Literature (Cinema Studies)			6	3	15	13	13	12		1			34	29					34	29
	0		9		28		25		1		0		63		0		0		63	
Comparative Religion	2	1	2	1	8	11	14	21					26	34	12	11			38	45
	3		3		19		35		0		0		60		23		0		83	
Computational Linguistics													0	0	28	14			28	14
	0		0		0		0		0		0		0		42		0		42	
Computer Science	19	13	29	6	59	18	121	37	4	2			232	76					232	76
	32		35		77		158		6		0		308		0		0		308	
Dance				1		7		1	13		1		1	22	2	4			3	26
	0		1		7		14		1		0		23		6		0		29	

Note: Students with Double- or Triple-Majors are counted once in each major declared.

Declared Majors by Class Standing Seattle Campus

Thursday, October 11, 2007

College of Arts and Sciences

	Freshman		Sophomore		Junior		Senior		5th Year		Non-Matriculate		All Undergraduate		Graduate		Professional		All Students	
	M	F	M	F	M	F	M	F	M	F	M	F	M	F	M	F	M	F	M	F
Danish	1			1		2		1					1	4					1	4
		1		1		2		1		0		0		5		0		0		5
Digital Arts and Experimental Media				1	1	1	4	18	9				20	14	9	3			29	17
	0			2		5		27		0		0		34		12		0		46
Drama				2		12	27	15	33				29	60	4	6			33	66
	0			2		39		48		0		0		89		10		0		99
Drama (Acting)													0	0	16	14			16	14
	0			0		0		0		0		0		0		30		0		30
Drama (Design - Costume)													0	0	2	4			2	4
	0			0		0		0		0		0		0		6		0		6
Drama (Design - Lighting)													0	0	2	4			2	4
	0			0		0		0		0		0		0		6		0		6
Drama (Design - Scenery)													0	0	2	2			2	2
	0			0		0		0		0		0		0		4		0		4
Drama (Directing)													0	0	1	1			1	1
	0			0		0		0		0		0		0		2		0		2
Earth and Space Sciences	6	8	2	1	9	7	21	16					38	32					38	32
		14		3		16		37		0		0		70		0		0		70

Note: Students with Double- or Triple-Majors are counted once in each major declared.

Declared Majors by Class Standing Seattle Campus

Thursday, October 11, 2007

College of Arts and Sciences

	Freshman		Sophomore		Junior		Senior		5th Year		Non-Matriculate		All Undergraduate		Graduate		Professional		All Students	
	M	F	M	F	M	F	M	F	M	F	M	F	M	F	M	F	M	F	M	F
Earth and Space Sciences (Biology)				1		2		2	2				4	3					4	3
	0		1			2		4		0		0	7		0		0			7
Earth and Space Sciences (Environmental)				2		6	3	4	4		1		10	10					10	10
	0		2			9		8		1		0	20		0		0			20
Earth and Space Sciences (Physics)				1		2		4	2				6	3					6	3
	0		1			2		6		0		0	9		0		0			9
Eastern European Languages,Lit,& Culture			1		1	1		1					2	2					2	2
	0		1			2		1		0		0	4		0		0			4
Economics	1		18	13	134	74	261	108		1			414	196	58	33			472	229
	1		31			208		369		1		0	610		91		0			701
English	1		7	14	52	101	88	181	1				149	296	57	83			206	379
	1		21			153		269	1		0		445		140		0			585
English (Creative Writing)					3	2	16	16					19	18	14	20			33	38
	0		0			5		32		0		0	37		34		0			71
English (English as 2nd Language)													0	0	12	19			12	19
	0		0		0		0		0		0	0	0		31		0			31
English (Theory and Criticism)													0	0	2				2	0
	0		0		0		0		0		0	0	0		2		0			2

Note: Students with Double- or Triple-Majors are counted once in each major declared.

Declared Majors by Class Standing Seattle Campus

Thursday, October 11, 2007

College of Arts and Sciences

	Freshman		Sophomore		Junior		Senior		5th Year		Non-Matriculate		All Undergraduate		Graduate		Professional		All Students	
	M	F	M	F	M	F	M	F	M	F	M	F	M	F	M	F	M	F	M	F
	English, Evening Degree Program					2	1	5	9	1				8	10					8
	0		0		3		14		1		0		18		0		0		18	
Ethnomusicology							1	1					1	1					1	1
	0		0		0		2		0		0		2		0		0		2	
Exchange - Arts and Sciences	1				47	83							48	83					48	83
	1		0		130		0		0		0		131		0		0		131	
Extended Pre Business Administration			1	3	24	14	2	1					27	18					27	18
	0		4		38		3		0		0		45		0		0		45	
Extended Pre Engineering					1		1						2	0					2	0
	0		0		1		1		0		0		2		0		0		2	
Extended Pre Major			1		146	133	99	81					246	214					246	214
	0		1		279		180		0		0		460		0		0		460	
French	2	20	3	13	9	38	10	41		1			24	113					24	113
	22		16		47		51		1		0		137		0		0		137	
French Studies													0	0	2	13			2	13
	0		0		0		0		0		0		0		15		0		15	
General Studies					6	13	14	50					20	63					20	63
	0		0		19		64		0		0		83		0		0		83	

Note: Students with Double- or Triple-Majors are counted once in each major declared.

Declared Majors by Class Standing Seattle Campus

Thursday, October 11, 2007

College of Arts and Sciences

	Freshman		Sophomore		Junior		Senior		5th Year		Non-Matriculate		All Undergraduate		Graduate		Professional		All Students	
	M	F	M	F	M	F	M	F	M	F	M	F	M	F	M	F	M	F	M	F
Geography	7	4	8	3	36	26	53	34					104	67	31	27			135	94
		11		11		62		87		0		0		171		58		0		229
Geological Sciences								1					1	0	17	28			18	28
		0		0		0		1		0		0		1		45		0		46
Geophysics													0	0	20	8			20	8
		0		0		0		0		0		0		0		28		0		28
German Cultural Studies						2	2	2	5				4	7					4	7
		0		0		4		7		0		0		11		0		0		11
German Language and Literature						1	2	4	6				5	8					5	8
		0		0		3		10		0		0		13		0		0		13
Germanics								1					1	0	9	16			10	16
		0		0		0		1		0		0		1		25		0		26
Greek													3	5					3	5
		1	1		1	1		1	2		1									
		2		1		1		3		1		0		8		0		0		8
Hispanic Studies													0	0	6	11			6	11
		0		0		0		0		0		0		0		17		0		17
History													168	156	46	33			214	189
		0		7	6	63	52	98	97		1									
				13		115		195		1		0		324		79		0		403

Note: Students with Double- or Triple-Majors are counted once in each major declared.

Declared Majors by Class Standing Seattle Campus

Thursday, October 11, 2007

College of Arts and Sciences

	Freshman		Sophomore		Junior		Senior		5th Year		Non-Matriculate		All Undergraduate		Graduate		Professional		All Students	
	M	F	M	F	M	F	M	F	M	F	M	F	M	F	M	F	M	F	M	F
History and Philosophy of Science					1		3	1					4	1					4	1
	0		0		1		4		0		0		5		0		0		5	
Humanities, Evening Degree Program			1	4	9	20	8	8		2			18	34					18	34
	0		5		29		16		2		0		52		0		0		52	
Interdisciplinary Visual Arts			4	15	20	70	24	57					48	142	16	26			64	168
	0		19		90		81		0		0		190		42		0		232	
International Studies			3	7	17	34	40	81		1		1	60	124	16	26			76	150
	0		10		51		121		1		1		184		42		0		226	
International Studies (Asia)	8	29	10	13	21	28	29	29	1				69	99					69	99
	37		23		49		58		1		0		168		0		0		168	
International Studies (China)													0	0	7	6			7	6
	0		0		0		0		0		0		0		13		0		13	
International Studies (Japan)			1										1	0	5	8			6	8
	0		1		0		0		0		0		1		13		0		14	
International Studies (Jewish Studies)	1	1		2	1	3	2	3					4	9					4	9
	2		2		4		5		0		0		13		0		0		13	
International Studies (Korea)								1					0	1	6	8			6	9
	0		0		0		1		0		0		1		14		0		15	

Note: Students with Double- or Triple-Majors are counted once in each major declared.

Declared Majors by Class Standing Seattle Campus

Thursday, October 11, 2007

College of Arts and Sciences

	Freshman		Sophomore		Junior		Senior		5th Year		Non-Matriculate		All Undergraduate		Graduate		Professional		All Students	
	M	F	M	F	M	F	M	F	M	F	M	F	M	F	M	F	M	F	M	F
	International Studies (Latin America)	5	16	2	9	8	18	7	22					22	65					22
		21		11		26		29		0		0		87		0		0		87
International Studies(Rus, E.E.,&C.Asia)													0	0	10	11			10	11
	0		0		0		0		0		0		0		21		0		21	
International Studies: Canada								1					0	1					0	1
	0		0		0		1		0		0		1		0		0		1	
International Studies: Europe	9	33	3	13	8	22	9	37					29	105					29	105
		42		16		30		46		0		0		134		0		0		134
International Studies: Middle East													0	0	5	4			5	4
	0		0		0		0		0		0		0		9		0		9	
International Studies: South Asia													0	0	3	1			3	1
	0		0		0		0		0		0		0		4		0		4	
Italian		5	1	2	3	2	4	9	1				9	18					9	18
		5		3		5		13		1		0		27		0		0		27
Italian Studies													0	0	1	3			1	3
	0		0		0		0		0		0		0		4		0		4	
Japanese				1	4	4	26	18	2				32	23					32	23
	0		1		8		44		2		0		55		0		0		55	

Note: Students with Double- or Triple-Majors are counted once in each major declared.

Declared Majors by Class Standing Seattle Campus

Thursday, October 11, 2007

College of Arts and Sciences

	Freshman		Sophomore		Junior		Senior		5th Year		Non-Matriculate		All Undergraduate		Graduate		Professional		All Students	
	M	F	M	F	M	F	M	F	M	F	M	F	M	F	M	F	M	F	M	F
	Korean								5					0	5					0
	0		0		0		5		0		0		5		0		0			5
Latin		3			1		2	3					3	6					3	6
	3		0		1		5		0		0		9		0		0			9
Law, Societies, and Justice					8	18	33	36					41	54					41	54
	0		0		26		69		0		0		95		0		0			95
Linguistics			1	3	6	13	23	32		1	2		32	49	20	19			52	68
	0		4		19		55		1		2		81		39		0			120
Mathematics	1		6	2	21	13	80	53	1				109	68	68	20			177	88
	1		8		34		133		1		0		177		88		0			265
Mathematics (Comprehensive)					15	1	35	6					50	7					50	7
	0		0		16		41		0		0		57		0		0			57
Mathematics (Philosophy)			1		3	1	2	1					6	2					6	2
	0		1		4		3		0		0		8		0		0			8
Mathematics (Teacher Preparation)					3	8	3	4					6	12					6	12
	0		0		11		7		0		0		18		0		0			18
Medical Speech-Language Pathology													0	0	6	42			6	42
	0		0		0		0		0		0		0		48		0			48

Note: Students with Double- or Triple-Majors are counted once in each major declared.

Declared Majors by Class Standing Seattle Campus

Thursday, October 11, 2007

College of Arts and Sciences

	Freshman		Sophomore		Junior		Senior		5th Year		Non-Matriculate		All Undergraduate		Graduate		Professional		All Students	
	M	F	M	F	M	F	M	F	M	F	M	F	M	F	M	F	M	F	M	F
Microbiology			1		18	23	40	60	1	2			60	85					60	85
	0		1		41		100		3		0		145		0		0		145	
Music	5	5	3	7	9	7	21	17					38	36					38	36
	10		10		16		38		0		0		74		0		0		74	
Music (Brass)													0	0	2	1			2	1
	0		0		0		0		0		0		0		3		0		3	
Music (Choral Conducting)													0	0	8	9			8	9
	0		0		0		0		0		0		0		17		0		17	
Music (Composition)													0	0	6	3			6	3
	0		0		0		0		0		0		0		9		0		9	
Music (Education)													0	0	5	7			5	7
	0		0		0		0		0		0		0		12		0		12	
Music (Ethnomusicology)													0	0	10	8			10	8
	0		0		0		0		0		0		0		18		0		18	
Music (Guitar)					2		6	1					8	1					8	1
	0		0		2		7		0		0		9		0		0		9	
Music (Instrumental Conducting)													0	0	4	3			4	3
	0		0		0		0		0		0		0		7		0		7	

Note: Students with Double- or Triple-Majors are counted once in each major declared.

Declared Majors by Class Standing Seattle Campus

Thursday, October 11, 2007

College of Arts and Sciences

	Freshman		Sophomore		Junior		Senior		5th Year		Non-Matriculate		All Undergraduate		Graduate		Professional		All Students	
	M	F	M	F	M	F	M	F	M	F	M	F	M	F	M	F	M	F	M	F
Music (Jazz Studies)	5		5		5	1	8						23	1					23	1
		5		5		6		8		0		0		24		0		0		24
Music (Organ)													0	0	2	5			2	5
		0		0		0		0		0		0		0	7		0			7
Music (Percussion)													0	0	3	2			3	2
		0		0		0		0		0		0		0	5		0			5
Music (Piano)													0	0	6	17			6	17
		0		0		0		0		0		0		0	23		0			23
Music (Strings)													0	0	3	4			3	4
		0		0		0		0		0		0		0	7		0			7
Music (Theory)													0	0	6	3			6	3
		0		0		0		0		0		0		0	9		0			9
Music (Voice)													0	0	7	16			7	16
		0		0		0		0		0		0		0	23		0			23
Music (Woodwinds)													0	0	4	11			4	11
		0		0		0		0		0		0		0	15		0			15
Music History													0	0	2	8			2	8
		0		0		0		0		0		0		0	10		0			10

Note: Students with Double- or Triple-Majors are counted once in each major declared.

Declared Majors by Class Standing Seattle Campus

Thursday, October 11, 2007

College of Arts and Sciences

	Freshman		Sophomore		Junior		Senior		5th Year		Non-Matriculate		All Undergraduate		Graduate		Professional		All Students		
	M	F	M	F	M	F	M	F	M	F	M	F	M	F	M	F	M	F	M	F	
Near Eastern Languages & Civilization		1			3	4	3	7		1		1	6	14	3	1			9	15	
		1		0		7		10		1		1		20		4		0		24	
Near Eastern Studies: Biblical & Ancient																					
	1				1	2		4						2	6					2	6
		1		0		3		4		0		0		8		0		0		8	
Near Eastern Studies: Comp Islamic St																					
		1		2	2		2	1						4	4					4	4
		1		2		2		3		0		0		8		0		0		8	
Near Eastern Studies: Culture & Civ																					
	1	1				2		2	2					3	5					3	5
		2		0		2		4		0		0		8		0		0		8	
Near Eastern Studies: Lang & Civ																					
	1	4		8	4	7	7	11						12	30					12	30
		5		8		11		18		0		0		42		0		0		42	
Neurobiology																					
					1	2	26	30	1	2				28	34					28	34
		0		0		3		56		3		0		62		0		0		62	
Norwegian																					
	1	2						2	1					3	3					3	3
		3		0		0		3		0		0		6		0		0		6	
Philosophy																					
	1		2	7	44	21	75	29	1		1		124	57	20	12				144	69
		1		9		65		104		1		1		181		32		0		213	
Physics																					
	7	3	44	5	47	17	95	30	2	4	1	1	196	60	141	29				337	89
		10		49		64		125		6		2		256		170		0		426	

Note: Students with Double- or Triple-Majors are counted once in each major declared.

Declared Majors by Class Standing Seattle Campus

Thursday, October 11, 2007

College of Arts and Sciences

	Freshman		Sophomore		Junior		Senior		5th Year		Non-Matriculate		All Undergraduate		Graduate		Professional		All Students	
	M	F	M	F	M	F	M	F	M	F	M	F	M	F	M	F	M	F	M	F
Political Science		1	25	26	122	138	212	157	1	1			360	323	42	42			402	365
	1		51		260		369		2		0		683		84		0		767	
Political Science (Political Economy)					2	1	7	1					9	2					9	2
	0		0		3		8		0		0		11		0		0		11	
Postbaccalaureate Study							1		22	11			23	11					23	11
	0		0		0		1		33		0		34		0		0		34	
Pre Architecture & Urban Planning	93	42	76	49	27	32	1						197	123					197	123
	135		125		59		1		0		0		320		0		0		320	
Pre Arts	99	150	61	104	32	45							192	299					192	299
	249		165		77		0		0		0		491		0		0		491	
Pre Business Administration	4	6	33	33	22	11							59	50					59	50
	10		66		33		0		0		0		109		0		0		109	
Pre Engineering	41	12	10		6		2						59	12					59	12
	53		10		6		2		0		0		71		0		0		71	
Pre Environmental Health	2	8	1	1		1		1					3	11					3	11
	10		2		1		1		0		0		14		0		0		14	
Pre Health Sciences	189	380	145	214	49	72	1	3					384	669					384	669
	569		359		121		4		0		0		1053		0		0		1053	

Note: Students with Double- or Triple-Majors are counted once in each major declared.

Declared Majors by Class Standing Seattle Campus

Thursday, October 11, 2007

College of Arts and Sciences

	Freshman		Sophomore		Junior		Senior		5th Year		Non-Matriculate		All Undergraduate		Graduate		Professional		All Students	
	M	F	M	F	M	F	M	F	M	F	M	F	M	F	M	F	M	F	M	F
Pre Humanities	71	168	62	129	43	84	2	1					178	382					178	382
	239		191		127		3		0		0		560		0		0		560	
Pre Major (Arts & Sciences)	580	629	605	660	311	268	9	9					1505	1566					1505	1566
	1209		1265		579		18		0		0		3071		0		0		3071	
Pre Major, Evening Degree Program						1							0	1					0	1
	0		0		1		0		0		0		1		0		0		1	
Pre Nursing	12	169	12	127	12	91	4	28					40	415					40	415
	181		139		103		32		0		0		455		0		0		455	
Pre Sciences	522	563	279	394	151	183	4	2	1				957	1142					957	1142
	1085		673		334		6		1		0		2099		0		0		2099	
Pre Social Sciences	310	439	244	332	173	255	6	5	1				734	1031					734	1031
	749		576		428		11		1		0		1765		0		0		1765	
Psychology		1	4	12	46	166	115	288	1		1		167	467	30	72			197	539
	1		16		212		403		1		1		634		102		0		736	
Psychology (Clinical Psychology)													0	0	3	9			3	9
	0		0		0		0		0		0		0		12		0		12	
Romance Languages & Literature												1	0	1					0	1
	0		0		0		0		0		1		1		0		0		1	

Note: Students with Double- or Triple-Majors are counted once in each major declared.

Declared Majors by Class Standing Seattle Campus

Thursday, October 11, 2007

College of Arts and Sciences

	Freshman		Sophomore		Junior		Senior		5th Year		Non-Matriculate		All Undergraduate		Graduate		Professional		All Students	
	M	F	M	F	M	F	M	F	M	F	M	F	M	F	M	F	M	F	M	F
	Romance Linguistics					1	4	2	5					3	9					3
	0		0		5		7		0		0		12		0		0		12	
Russian Language, Literature, & Culture	2	4	5	2	2	9	5	7		1			14	23					14	23
	6		7		11		12		1		0		37		0		0		37	
Scandinavian (Area Studies)													0	0	2	2			2	2
	0		0		0		0		0		0		0		4		0		4	
Scandinavian (Languages & Literatures)													0	0	2	9			2	9
	0		0		0		0		0		0		0		11		0		11	
Scandinavian Area Studies			3		3	5	5	5					8	13					8	13
	0		3		8		10		0		0		21		0		0		21	
Slavic Languages and Literatures	1	1			1	2	2	2					4	5	3	9			7	14
	2		0		3		4		0		0		9		12		0		21	
Social Sciences, Evening Degree Program			8	11	38	71	23	52	1	1			70	135					70	135
	0		19		109		75		2		0		205		0		0		205	
Sociology			3	3	26	73	80	167					109	243	33	55			142	298
	0		6		99		247		0		0		352		88		0		440	
Sociology, Evening Degree Program					1	1	1	1					2	2					2	2
	0		0		2		2		0		0		4		0		0		4	

Note: Students with Double- or Triple-Majors are counted once in each major declared.

Declared Majors by Class Standing Seattle Campus

Thursday, October 11, 2007

College of Arts and Sciences

	Freshman		Sophomore		Junior		Senior		5th Year		Non-Matriculate		All Undergraduate		Graduate		Professional		All Students	
	M	F	M	F	M	F	M	F	M	F	M	F	M	F	M	F	M	F	M	F
	Sociology: Individual and Society								1					0	1					0
	0		0		0		1		0		0		1		0		0			1
Sociology: Law, Society & Social Policy							1						1	0					1	0
	0		0		0		1		0		0		1		0		0			1
Spanish				1	2	17	13	52					15	70					15	70
	0		1		19		65		0		0		85		0		0			85
Speech and Hearing Sci (Com Disorders)				3	2	19	2	40					4	62					4	62
	0		3		21		42		0		0		66		0		0			66
Speech and Hearing Sciences				1		11	1	5	1	15			2	32	8	51			10	83
	0		1		11		6		16		0		34		59		0			93
Statistics					1	1	16	2			1		18	3	28	20			46	23
	0		0		2		18		0		1		21		48		0			69
Swedish		2		4	2	2	2	5					4	13					4	13
	2		4		4		7		0		0		17		0		0			17
Undeclared 5th Year									2	2			2	2					2	2
	0		0		0		0		4		0		4		0		0			4
Visiting Arts & Sciences																				
	2	6	4	5	3	9	3	7					12	27					12	27
	8		9		12		10		0		0		39		0		0			39

Note: Students with Double- or Triple-Majors are counted once in each major declared.

Declared Majors by Class Standing Seattle Campus

Thursday, October 11, 2007

College of Arts and Sciences

	Freshman		Sophomore		Junior		Senior		5th Year		Non-Matriculate		All Undergraduate		Graduate		Professional		All Students	
	M	F	M	F	M	F	M	F	M	F	M	F	M	F	M	F	M	F	M	F
Women Studies		9		6		20		29					0	64	2	19			2	83
	9		6		20		29		0		0		64		21		0			85
Zoology							1	2				1	1	3	32	33			33	36
	0		0		0		3		0		1		4		65		0			69

Note: Students with Double- or Triple-Majors are counted once in each major declared.

Declared Majors by Class Standing Seattle Campus

Thursday, October 11, 2007

College of Education

	Freshman		Sophomore		Junior		Senior		5th Year		Non-Matriculate		All Undergraduate		Graduate		Professional		All Students	
	M	F	M	F	M	F	M	F	M	F	M	F	M	F	M	F	M	F	M	F
	Education											9	21	9	21	83	171			92
	0		0		0		0		0		30		30		254		0		284	
Education (Curriculum & Instruction)													0	0	34	98			34	98
	0		0		0		0		0		0		0		132		0		132	
Education (Educ Leadership & Policy Std)													0	0	48	93			48	93
	0		0		0		0		0		0		0		141		0		141	
Education (Educational Psychology)													0	0	5	27			5	27
	0		0		0		0		0		0		0		32		0		32	
Education (Human Development&Cognition)													0	0		3			0	3
	0		0		0		0		0		0		0		3		0		3	
Education (Initial Certificate)									1				0	1					0	1
	0		0		0		0		1		0		1		0		0		1	
Education (Instructional Leadership)													0	0	4	15			4	15
	0		0		0		0		0		0		0		19		0		19	
Education (Special Education)													0	0	20	91			20	91
	0		0		0		0		0		0		0		111		0		111	
Education Fifth Year,Continuing)									2	2			2	2					2	2
	0		0		0		0		4		0		4		0		0		4	

Note: Students with Double- or Triple-Majors are counted once in each major declared.

Declared Majors by Class Standing Seattle Campus

Thursday, October 11, 2007

College of Education

Freshman	Sophomore		Junior		Senior		5th Year		Non-Matriculate		All Undergraduate		Graduate		Professional		All Students		
M	F	M	F	M	F	M	F	M	F	M	F	M	F	M	F	M	F	M	F

Education, Evening Degree Program

												0	0	3	3			3	3
--	--	--	--	--	--	--	--	--	--	--	--	---	---	---	---	--	--	---	---

0		0		0		0		0		0		0		6		0		6	
---	--	---	--	---	--	---	--	---	--	---	--	---	--	---	--	---	--	---	--

Intercollegiate Athletics Leadership

												0	0	15	8			15	8
--	--	--	--	--	--	--	--	--	--	--	--	---	---	----	---	--	--	----	---

0		0		0		0		0		0		0		23		0		23	
---	--	---	--	---	--	---	--	---	--	---	--	---	--	----	--	---	--	----	--

Note: Students with Double- or Triple-Majors are counted once in each major declared.

Declared Majors by Class Standing Seattle Campus

Thursday, October 11, 2007

College of Engineering

	Freshman		Sophomore		Junior		Senior		5th Year		Non-Matriculate		All Undergraduate		Graduate		Professional		All Students	
	M	F	M	F	M	F	M	F	M	F	M	F	M	F	M	F	M	F	M	F
Aeronautics & Astronautics			4	1	23	7	42	9	1		1	1	71	18	64	7			135	25
	0		5		30		51		1		2		89		71		0		160	
Aeronautics & Astronautics (Televised)											19	4	19	4	38	6			57	10
	0		0		0		0		0		23		23		44		0		67	
Aerospace Engineering													0	0	4	2			4	2
	0		0		0		0		0		0		0		6		0		6	
Chemical Engineering			4	1	40	20	33	18	1				78	39	43	14			121	53
	0		5		60		51		1		0		117		57		0		174	
Civil Engineering			5	1	55	18	103	25	9	1	2	1	174	46	116	58			290	104
	0		6		73		128		10		3		220		174		0		394	
Computer Engineering	11	1	8	1	50	10	71	15	1				141	27					141	27
	12		9		60		86		1		0		168		0		0		168	
Computer Science & Engineering											1		0	1	120	40			120	41
	0		0		0		0		0		1		1		160		0		161	
Computer Science & Engineering, Evening											2		2	0	113	15			115	15
	0		0		0		0		0		2		2		128		0		130	
Electrical Engineering	2		39	2	116	19	234	28	4		2		397	49	216	52			613	101
	2		41		135		262		4		2		446		268		0		714	

Note: Students with Double- or Triple-Majors are counted once in each major declared.

Declared Majors by Class Standing Seattle Campus

Thursday, October 11, 2007

College of Engineering	Freshman		Sophomore		Junior		Senior		5th Year		Non-Matriculate		All Undergraduate		Graduate		Professional		All Students	
	M	F	M	F	M	F	M	F	M	F	M	F	M	F	M	F	M	F	M	F
	Electrical Engineering (Nanotechnology)													0	0	3	3			3
	0		0		0		0		0		0		0		6		0		6	
Engineering (Civil Engineering)													0	0	16	5			16	5
	0		0		0		0		0		0		0		21		0		21	
Engineering (Inter Engineering)	1												1	0	2				3	0
	1		0		0		0		0		0		1		2		0		3	
Engineering (Manufacturing Engineering)											2	1	2	1	2				4	1
	0		0		0		0		0		3		3		2		0		5	
Engineering (Mechanical Engineering)													0	0	8	2			8	2
	0		0		0		0		0		0		0		10		0		10	
Exchange - Engineering					5	1							5	1					5	1
	0		0		6		0		0		0		6		0		0		6	
Extended Pre Engineering	1	1	1		19	4	12	5					33	10					33	10
	2		1		23		17		0		0		43		0		0		43	
Industrial Engineering	1	1	9	6	14	13	26	15			1	50	36	21	10				71	46
	2		15		27		41		0		1	86		31		0			117	
Materials Science & Engineering	4	2	6	1	20	9	36	13	1		2	1	69	26					69	26
	6		7		29		49		1		3		95		0		0		95	

Note: Students with Double- or Triple-Majors are counted once in each major declared.

Declared Majors by Class Standing Seattle Campus

Thursday, October 11, 2007

College of Engineering

	Freshman		Sophomore		Junior		Senior		5th Year		Non-Matriculate		All Undergraduate		Graduate		Professional		All Students	
	M	F	M	F	M	F	M	F	M	F	M	F	M	F	M	F	M	F	M	F
Materials Science & Engr(Materials Engr)													0	0	48	18			48	18
	0		0		0		0		0		0		0		66		0		66	
Mechanical Engineering	1		13	3	77	7	112	9	4		9	1	216	20	123	35			339	55
	1		16		84		121		4		10		236		158		0		394	
Pre Engineering	631	163	449	110	209	66	12	3	1				1302	342					1302	342
	794		559		275		15		1		0		1644		0		0		1644	
Technical Communication					9	5	10	14			7	7	26	26	27	32			53	58
	0		0		14		24		0		14		52		59		0		111	

Note: Students with Double- or Triple-Majors are counted once in each major declared.

Declared Majors by Class Standing Seattle Campus

Thursday, October 11, 2007

College of Forest Resources

	Freshman		Sophomore		Junior		Senior		5th Year		Non-Matriculate		All Undergraduate		Graduate		Professional		All Students	
	M	F	M	F	M	F	M	F	M	F	M	F	M	F	M	F	M	F	M	F
Env Sci & Res Mgt: Wildlife Conservation				1									0	1					0	1
	0		1		0		0		0		0		1		0		0		1	
Environmental Horticulture & Urban For								1					0	1					0	1
	0		0		0		1		0		0		1		0		0		1	
Environmental Science and Resource Mgmt	13	8	9	7	34	22	31	19	3	2			90	58					90	58
	21		16		56		50		5		0		148		0		0		148	
Forest Management								1					1	0					1	0
	0		0		0		1		0		0		1		0		0		1	
Forest Res (Environmental Horticulture)													0	0	3	1			3	1
	0		0		0		0		0		0		0		4		0		4	
Forest Res (Peace Corps Masters Intl)													0	0	1				1	0
	0		0		0		0		0		0		0		1		0		1	
Forest Resources											3	2	3	2	68	72			71	74
	0		0		0		0		0		5		5		140		0		145	
Forest Resources (Paper Science & Engr)	14	5	5	3	6	6	16	4					41	18					41	18
	19		8		12		20		0		0		59		0		0		59	
Forest Resources: Forest Management													0	0	1				1	0
	0		0		0		0		0		0		0		1		0		1	

Note: Students with Double- or Triple-Majors are counted once in each major declared.

Declared Majors by Class Standing Seattle Campus

Thursday, October 11, 2007

College of Forest Resources

	Freshman		Sophomore		Junior		Senior		5th Year		Non-Matriculate		All Undergraduate		Graduate		Professional		All Students	
	M	F	M	F	M	F	M	F	M	F	M	F	M	F	M	F	M	F	M	F
Pre Forestry (Forest Resources)	1												1	0					1	0
		1		0		0		0		0		0		1		0		0		1
Pre Paper Science and Engineering	1	1											1	1					1	1
		2		0		0		0		0		0		2		0		0		2
Wildlife Science							1	1		1			1	2					1	2
	0		0				2		1		0		3		0		0		3	

Note: Students with Double- or Triple-Majors are counted once in each major declared.

Declared Majors by Class Standing Seattle Campus

Thursday, October 11, 2007

College of Ocean and Fisheries Sciences

Freshman		Sophomore		Junior		Senior		5th Year		Non-Matriculate		All Undergraduate		Graduate		Professional		All Students		
M	F	M	F	M	F	M	F	M	F	M	F	M	F	M	F	M	F	M	F	
10	8	11	13	11	20	20	14	1		1		54	55	47	59			101	114	
	18		24		31		34		1		1		109		106		0		215	
6	17	3	8	5	16	13	9	1	1	1		29	51	21	49			50	100	
	23		11		21		22		2		1		80		70		0		150	
											1		1	0	13	35			14	35
0		0		0		0		0			1		1		48		0			49

Note: Students with Double- or Triple-Majors are counted once in each major declared.

Declared Majors by Class Standing Seattle Campus

Thursday, October 11, 2007

Interdisciplinary Graduate Programs	Freshman		Sophomore		Junior		Senior		5th Year		Non-Matriculate		All Undergraduate		Graduate		Professional		All Students		
	M	F	M	F	M	F	M	F	M	F	M	F	M	F	M	F	M	F	M	F	
	Biology Teaching													0	0	1	1			1	1
	0		0		0		0		0		0		0		2		0		2		
Biomolecular Structure and Design													0	0	22	11			22	11	
	0		0		0		0		0		0		0		33		0		33		
Conservation Biology													0	0	5				0	5	
	0		0		0		0		0		0		0		5		0		5		
Environmental Management													0	0	12	17			12	17	
	0		0		0		0		0		0		0		29		0		29		
Global and Environmental Chemistry													0	0	1	1			1	1	
	0		0		0		0		0		0		0		2		0		2		
Global Trade, Transportation & Logistics													0	0	13	7			13	7	
	0		0		0		0		0		0		0		20		0		20		
Graduate Unassigned													0	0	7	3			7	3	
	0		0		0		0		0		0		0		10		0		10		
Graduate Visiting													0	0	42	34			42	34	
	0		0		0		0		0		0		0		76		0		76		
Health Administration Group												1	3	1	3	40	61			41	64
	0		0		0		0		0		0	4		4		101		0		105	

Note: Students with Double- or Triple-Majors are counted once in each major declared.

Declared Majors by Class Standing Seattle Campus

Thursday, October 11, 2007

Interdisciplinary Graduate Programs

	Freshman		Sophomore		Junior		Senior		5th Year		Non-Matriculate		All Undergraduate		Graduate		Professional		All Students	
	M	F	M	F	M	F	M	F	M	F	M	F	M	F	M	F	M	F	M	F
Individual PhD													0	0	1	4			1	4
	0		0		0		0		0		0		0		5		0		5	
MOLECULAR AND CELLULAR BIO (FHCRC)													0	0	27	30			27	30
	0		0		0		0		0		0		0		57		0		57	
Molecular and Cellular Biology													0	0	40	61			40	61
	0		0		0		0		0		0		0		101		0		101	
Museology													0	0	10	52			10	52
	0		0		0		0		0		0		0		62		0		62	
Near & Middle Eastern Studies													0	0	5	8			5	8
	0		0		0		0		0		0		0		13		0		13	
Neurobiology & Behavior													0	0	46	28			46	28
	0		0		0		0		0		0		0		74		0		74	
Nutritional Science													0	0	3	23			3	23
	0		0		0		0		0		0		0		26		0		26	
Public Health Genetics													0	0	3	6			3	6
	0		0		0		0		0		0		0		9		0		9	
Public Health Pathobiology													0	0	9	31			9	31
	0		0		0		0		0		0		0		40		0		40	

Note: Students with Double- or Triple-Majors are counted once in each major declared.

Declared Majors by Class Standing Seattle Campus

Thursday, October 11, 2007

	Freshman		Sophomore		Junior		Senior		5th Year		Non-Matriculate		All Undergraduate		Graduate		Professional		All Students				
	M	F	M	F	M	F	M	F	M	F	M	F	M	F	M	F	M	F	M	F			
	Interdisciplinary Undergraduate Studies																						
Academy for Young Scholars	22	16	10	17	8	8	2	1					42	42							42	42	
		38		27		16		3		0		0		84		0		0				84	
Center for Study of Capable Youth	6	6	5	5	4	1	1						16	12							16	12	
		12		10		5		1		0		0		28		0		0				28	
Environmental St: Ecology & Conservation						1		7		9				8		9						8	9
		0		0		1		16		0		0		17		0		0				17	
Environmental St: Internatl Perspectives						1		1		4				1		5						1	5
		0		0		1		5		0		0		6		0		0				6	
Environmental St: Population and Health										3				0		3						0	3
		0		0		0		3		0		0		3		0		0				3	
Environmental St: Resources						1		4		1				5		1						5	1
		0		0		1		5		0		0		6		0		0				6	
Environmental Studies	19	31	4	15	11	27	9	13					43	86							43	86	
		50		19		38		22		0		0		129		0		0				129	
Non Matriculated											829	969	829	969							829	969	
		0		0		0		0		0		1798		1798		0		0				1798	
Policy Dimensions of the Earth Sciences													0	0	1	1					1	1	
		0		0		0		0		0		0		0		2		0				2	

Note: Students with Double- or Triple-Majors are counted once in each major declared.

Declared Majors by Class Standing Seattle Campus

Thursday, October 11, 2007

Interdisciplinary Undergraduate Studies

Freshman	Sophomore	Junior	Senior	5th Year	Non-Matriculate	All Undergraduate	Graduate	Professional	All Students
M	F	M	F	M	F	M	F	M	F

Visiting undergraduate interdisciplinary

						11	11			11	11
	0		0		0		0		0		22

Note: Students with Double- or Triple-Majors are counted once in each major declared.

Declared Majors by Class Standing Seattle Campus

Thursday, October 11, 2007

Interschool or Intercollege Programs

	Freshman		Sophomore		Junior		Senior		5th Year		Non-Matriculate		All Undergraduate		Graduate		Professional		All Students		
	M	F	M	F	M	F	M	F	M	F	M	F	M	F	M	F	M	F	M	F	
Bioengineering	6	7	6	5	22	10	41	28			1	75	51	56	44					131	95
	13		11		32		69		0		1		126		100		0		226		
Bioengineering (Engineering & Medicine)												0	0	1	1					1	1
	0		0		0		0		0		0		0		2		0		2		
Bioengineering (Nanotechnology)												0	0	2						2	0
	0		0		0		0		0		0		0		2		0		2		
Dentistry/Oral Biology												0	0	1						1	0
	0		0		0		0		0		0		0		1		0		1		
Entrepreneurship in Technology												0	0	1						1	0
	0		0		0		0		0		0		0		1		0		1		
Health Services/Business Administration												0	0	4	1					4	1
	0		0		0		0		0		0		0		5		0		5		
International Studies/Business Admin												0	0	2	1					2	1
	0		0		0		0		0		0		0		3		0		3		
International Studies/Health Services												0	0	1						0	1
	0		0		0		0		0		0		0		1		0		1		
International Studies/Public Affairs												0	0	5	14					5	14
	0		0		0		0		0		0		0		19		0		19		

Note: Students with Double- or Triple-Majors are counted once in each major declared.

Declared Majors by Class Standing Seattle Campus

Thursday, October 11, 2007

Interschool or Intercollege Programs

	Freshman		Sophomore		Junior		Senior		5th Year		Non-Matriculate		All Undergraduate		Graduate		Professional		All Students	
	M	F	M	F	M	F	M	F	M	F	M	F	M	F	M	F	M	F	M	F
	Medical Engineering											3	2	3	2	16	5			19
	0		0		0		0		0		5		5		21		0		26	
Nursing/Health Services													0	0	2				0	2
	0		0		0		0		0		0		0		2		0		2	
Public Affairs/Environmental Health													0	0	1				0	1
	0		0		0		0		0		0		0		1		0		1	
Public Affairs/Epidemiology													0	0	1				0	1
	0		0		0		0		0		0		0		1		0		1	
Public Affairs/Forest Resources													0	0	3	7			3	7
	0		0		0		0		0		0		0		10		0		10	
Public Affairs/Health Administration													0	0	1				1	0
	0		0		0		0		0		0		0		1		0		1	
Social Work/Public Health													0	0	3				0	3
	0		0		0		0		0		0		0		3		0		3	
Urban Planning/Public Administration													0	0	4	6			4	6
	0		0		0		0		0		0		0		10		0		10	

Note: Students with Double- or Triple-Majors are counted once in each major declared.

Declared Majors by Class Standing Seattle Campus

Thursday, October 11, 2007

School of Business Administration

	Freshman		Sophomore		Junior		Senior		5th Year		Non-Matriculate		All Undergraduate		Graduate		Professional		All Students	
	M	F	M	F	M	F	M	F	M	F	M	F	M	F	M	F	M	F	M	F
Accounting			12	14	96	86	140	131	2	3			250	234					250	234
	0		26		182		271		5		0		484		0		0		484	
Accounting (Auditing & Assurance)													0	0	20	18			20	18
	0		0		0		0		0		0		0		38		0		38	
Accounting (Taxation)													0	0	19	27			19	27
	0		0		0		0		0		0		0		46		0		46	
Bus Admin (Human Resources Management)					6	8	11	21					17	29					17	29
	0		0		14		32		0		0		46		0		0		46	
Business Administration	62	72	60	64	54	73	35	27					211	236					211	236
	134		124		127		62		0		0		447		0		0		447	
Business Admin (Entrepreneurship)			2		28	15	29	11	1				60	26					60	26
	0		2		43		40		1		0		86		0		0		86	
Business Administration											1		1	0	142	85			143	85
	0		0		0		0		0		1		1		227		0		228	
Business Administration (Doctoral)													0	0	53	27			53	27
	0		0		0		0		0		0		0		80		0		80	
Business Administration (Executive)													0	0	124	40			124	40
	0		0		0		0		0		0		0		164		0		164	

Note: Students with Double- or Triple-Majors are counted once in each major declared.

Declared Majors by Class Standing Seattle Campus

Thursday, October 11, 2007

School of Business Administration	Freshman		Sophomore		Junior		Senior		5th Year		Non-Matriculate		All Undergraduate		Graduate		Professional		All Students	
	M	F	M	F	M	F	M	F	M	F	M	F	M	F	M	F	M	F	M	F
	Business Administration (Finance)	0		12	5	104	73	193	89					309	167					309
			17		177		282		0		0		476		0		0		476	
Business Administration (Inform Systems)					19	9	57	37					76	46	1	1			77	47
	0		0		28		94		0		0		122		2		0		124	
Business Administration (Marketing)			2	5	40	66	78	107					120	178					120	178
	0		7		106		185		0		0		298		0		0		298	
Business, Evening Degree Program (MBA)													0	0	148	62			148	62
	0		0		0		0		0		0		0		210		0		210	
Certificate in International Business			3	2	14	18	27	27					44	47					44	47
	0		5		32		54		0		0		91		0		0		91	
Exchange - Business administration					6	6							6	6					6	6
	0		0		12		0		0		0		12		0		0		12	
Global Executive MBA													0	0	10	3			10	3
	0		0		0		0		0		0		0		13		0		13	
Global MBA													0	0	5	5			5	5
	0		0		0		0		0		0		0		10		0		10	
Technology Management MBA													0	0	62	19			62	19
	0		0		0		0		0		0		0		81		0		81	

Note: Students with Double- or Triple-Majors are counted once in each major declared.

Declared Majors by Class Standing Seattle Campus

Thursday, October 11, 2007

School of Business Administration

Freshman		Sophomore		Junior		Senior		5th Year		Non-Matriculate		All Undergraduate		Graduate		Professional		All Students	
M	F	M	F	M	F	M	F	M	F	M	F	M	F	M	F	M	F	M	F

Note: Students with Double- or Triple-Majors are counted once in each major declared.

Declared Majors by Class Standing Seattle Campus

Thursday, October 11, 2007

School of Dentistry

	Freshman		Sophomore		Junior		Senior		5th Year		Non-Matriculate		All Undergraduate		Graduate		Professional		All Students	
	M	F	M	F	M	F	M	F	M	F	M	F	M	F	M	F	M	F	M	F
	Dental Hygiene									1				0	1					0
Dentistry	0		0		0		0		1		0		1		0		0			1
Dentistry (with Certificate)	0		0		0		0		0		0		0		0		217		133	84
Dentistry Concurrent Degree Program	0		0		0		0		0		0		0		1		0		0	1
Dentistry/Health Services Concurrent	0		0		0		0		0		0		0		1		0		1	0
Endodontics	0		0		0		0		0		0		0		1	1	0		1	1
Oral Biology	0		0		0		0		0		0		0		2		0		2	
Oral Medicine	0		0		0		0		0		0		0		4	3			4	3
Orthodontics	0		0		0		0		0		0		0		7		0		7	
	0		0		0		0		0		0		0		11	11			11	11
	0		0		0		0		0		0		0		22		0		22	
	0		0		0		0		0		0		0		2	7			2	7
	0		0		0		0		0		0		0		9		0		9	
	0		0		0		0		0		0		0		8	6			8	6
	0		0		0		0		0		0		0		14		0		14	

Note: Students with Double- or Triple-Majors are counted once in each major declared.

Declared Majors by Class Standing Seattle Campus

Thursday, October 11, 2007

School of Dentistry	Freshman		Sophomore		Junior		Senior		5th Year		Non-Matriculate		All Undergraduate		Graduate		Professional		All Students	
	M	F	M	F	M	F	M	F	M	F	M	F	M	F	M	F	M	F	M	F
	Pediatric Dentistry													0	0	4	6			4
Periodontics	0		0		0		0		0		0		0		10		0		10	
Prosthodontics													0	0	7	3			7	3
	0		0		0		0		0		0		0		10		0		10	
													0	0	10	3			10	3
	0		0		0		0		0		0		0		13		0		13	

Note: Students with Double- or Triple-Majors are counted once in each major declared.

Declared Majors by Class Standing Seattle Campus

Thursday, October 11, 2007

School of Law	Freshman		Sophomore		Junior		Senior		5th Year		Non-Matriculate		All Undergraduate		Graduate		Professional		All Students	
	M	F	M	F	M	F	M	F	M	F	M	F	M	F	M	F	M	F	M	F
	Exchange - Law									4				4	0					4
Law	0		0		0		0		4		0		4		0		0		4	
Law (Intellectual Property)													0	0	17	10	198	295	215	305
	0		0		0		0		0		0		0		27		493		520	
Law (Taxation)													0	0	20	13			20	13
	0		0		0		0		0		0		0		33		0		33	
Law Concurrent Degree Program													0	0	39	39			39	39
	0		0		0		0		0		0		0		78		0		78	
Law Visiting													0	0	18	14			18	14
	0		0		0		0		0		0		0		32		0		32	
									1	2			1	2					1	2
	0		0		0		0		3		0		3		0		0		3	

Note: Students with Double- or Triple-Majors are counted once in each major declared.

Declared Majors by Class Standing Seattle Campus

Thursday, October 11, 2007

School of Medicine	Freshman		Sophomore		Junior		Senior		5th Year		Non-Matriculate		All Undergraduate		Graduate		Professional		All Students	
	M	F	M	F	M	F	M	F	M	F	M	F	M	F	M	F	M	F	M	F
	Biochemistry											1	0	1	36	16				36
	0		0		0		0		0		1		1	52		0			53	
Biological Structure													0	0	1	2			1	2
	0		0		0		0		0		0		0	3		0			3	
Biomedical and Health Informatics													0	0	17	14			17	14
	0		0		0		0		0		0		0	31		0			31	
Comparative Medicine													0	0		3			0	3
	0		0		0		0		0		0		0	3		0			3	
Genetics													0	0	2	1			2	1
	0		0		0		0		0		0		0	3		0			3	
Genome Sciences													0	0	33	16			33	16
	0		0		0		0		0		0		0	49		0			49	
Immunology													0	0	20	19			20	19
	0		0		0		0		0		0		0	39		0			39	
Laboratory Medicine											1	0	1	3	4				3	5
	0		0		0		0		0		1		1	7		0			8	
Medex (Medex Certificate Program)	13	11	9	2									22	13					22	13
	24		11		0		0		0		0		35		0		0		35	

Note: Students with Double- or Triple-Majors are counted once in each major declared.

Declared Majors by Class Standing Seattle Campus

Thursday, October 11, 2007

School of Medicine	Freshman		Sophomore		Junior		Senior		5th Year		Non-Matriculate		All Undergraduate		Graduate		Professional		All Students	
	M	F	M	F	M	F	M	F	M	F	M	F	M	F	M	F	M	F	M	F
	Medex Oral Health Therapist Certificate	2	2											2	2					2
		4		0		0		0		0		0		4		0		0		4
Medical History & Ethics												1	0	1		1			0	2
		0		0		0		0		0		1		1		1		0		2
Medical Technology					2	6	11	21		6			13	33					13	33
		0		0		8		32		6		0		46		0		0		46
Medicine													0	0			326	384	326	384
		0		0		0		0		0		0		0		0		710		710
Medicine Concurrent Degree Program													0	0	49	41			49	41
		0		0		0		0		0		0		0		90		0		90
Medxd (Medex Degree Program)													61	67					61	67
		1		3	4	13	10	13	10	31	43			61	67				61	67
		1		7		23		23		74		0		128		0		0		128
Microbiology (Medicine)												1	1	1	1	15	29		16	30
		0		0		0		0		0		2		2		44		0		46
Pathology													0	0	12	15			12	15
		0		0		0		0		0		0		0		27		0		27
Pharmacology													0	0	18	21			18	21
		0		0		0		0		0		0		0		39		0		39

Note: Students with Double- or Triple-Majors are counted once in each major declared.

Declared Majors by Class Standing Seattle Campus

Thursday, October 11, 2007

School of Medicine	Freshman		Sophomore		Junior		Senior		5th Year		Non-Matriculate		All Undergraduate		Graduate		Professional		All Students	
	M	F	M	F	M	F	M	F	M	F	M	F	M	F	M	F	M	F	M	F
	Physiology & Biophysics													0	0	19	10			19
Prosthetics & Orthotics	0		0		0		0		0		0		0		29		0		29	
Rehabilitation Med (Physical Therapy)					2	4	3	6	5	3			10	13					10	13
Rehabilitation Med(Occupational Therapy)	0		0		6		9		8		0		23		0		0		23	
Rehabilitation Medicine													0	0	19	71			19	71
Rehabilitation Science	0		0		0		0		0		0		0		90		0		90	
Rehabilitation Medicine													0	0	6	67			6	67
Rehabilitation Science	0		0		0		0		0		0		0		73		0		73	
Rehabilitation Medicine													0	0		1			0	1
Rehabilitation Science	0		0		0		0		0		0		0		1		0		1	
Rehabilitation Science													0	0	1	7			1	7
	0		0		0		0		0		0		0		8		0		8	

Note: Students with Double- or Triple-Majors are counted once in each major declared.

Declared Majors by Class Standing Seattle Campus

Thursday, October 11, 2007

School of Nursing

	Freshman		Sophomore		Junior		Senior		5th Year		Non-Matriculate		All Undergraduate		Graduate		Professional		All Students	
	M	F	M	F	M	F	M	F	M	F	M	F	M	F	M	F	M	F	M	F
	Adv Practice Nurs (Adult Clin Nurs Spec)													0	0		1			0
	0		0		0		0		0		0		0		1		0			1
Adv Practice Nurs (Adult Psy Ment Hlth)													0	0	1	2			1	2
	0		0		0		0		0		0		0		3		0			3
Adv Practice Nurs (Comp and Alt Med)													0	0		9			0	9
	0		0		0		0		0		0		0		9		0			9
Adv Practice Nurs (Forensic Nurse Spec)													0	0		1			0	1
	0		0		0		0		0		0		0		1		0			1
Adv Practice Nurs (Nurse Educ Spec Trn)													0	0	1	9			1	9
	0		0		0		0		0		0		0		10		0			10
Adv Practice Nurs (Nurse Midwifery)													0	0		1			0	1
	0		0		0		0		0		0		0		1		0			1
APN (Infect Diseases & Infect Control)													0	0		2			0	2
	0		0		0		0		0		0		0		2		0			2
Masters Entry Program in Nursing													0	0	5	19			5	19
	0		0		0		0		0		0		0		24		0			24
Nursing		1		3	8	46	8	63	12	38	5	29	33	180	33	300			66	480
	1		3		54		71		50		34		213		333		0			546

Note: Students with Double- or Triple-Majors are counted once in each major declared.

Declared Majors by Class Standing Seattle Campus

Thursday, October 11, 2007

School of Nursing

	Freshman		Sophomore		Junior		Senior		5th Year		Non-Matriculate		All Undergraduate		Graduate		Professional		All Students	
	M	F	M	F	M	F	M	F	M	F	M	F	M	F	M	F	M	F	M	F
Nursing Practice													0	0	5	39			5	39
Pre Nursing	0		0		0		0		0		0		0		44		0		44	
		1											0	1					0	1
	1		0		0		0		0		0		1		0		0		1	

Note: Students with Double- or Triple-Majors are counted once in each major declared.

Declared Majors by Class Standing Seattle Campus

Thursday, October 11, 2007

School of Pharmacy	Freshman		Sophomore		Junior		Senior		5th Year		Non-Matriculate		All Undergraduate		Graduate		Professional		All Students			
	M	F	M	F	M	F	M	F	M	F	M	F	M	F	M	F	M	F	M	F		
	Medicinal Chemistry											1	0	1	11	16					11	17
	0		0		0		0		0		1		1		27		0				28	
Pharmaceutics											1		1	0	11	12					12	12
	0		0		0		0		0		1		1		23		0					24
Pharmacy													0	0	7	6	136	247			143	253
	0		0		0		0		0		0		0		13		383					396
Pharmacy Concurrent Degree Program													0	0	1	2					1	2
	0		0		0		0		0		0		0		3		0					3

Note: Students with Double- or Triple-Majors are counted once in each major declared.

Declared Majors by Class Standing Seattle Campus

Thursday, October 11, 2007

School of Public Affairs

	Freshman		Sophomore		Junior		Senior		5th Year		Non-Matriculate		All Undergraduate		Graduate		Professional		All Students	
	M	F	M	F	M	F	M	F	M	F	M	F	M	F	M	F	M	F	M	F
	Public Administration													0	0	25	38			25
	0		0		0		0		0		0		0		63		0		63	
Public Affairs											1		1	0	75	153			76	153
	0		0		0		0		0		1		1		228		0		229	
Public Affairs (GTTL)													0	0	1				1	0
	0		0		0		0		0		0		0		1		0		1	
Public Affairs (Peace Corps Masters Int)													0	0	1				1	0
	0		0		0		0		0		0		0		1		0		1	
Public Affairs, Evening Degree Program													0	0	28	42			28	42
	0		0		0		0		0		0		0		70		0		70	
Public Policy and Management													0	0	3	7			3	7
	0		0		0		0		0		0		0		10		0		10	

Note: Students with Double- or Triple-Majors are counted once in each major declared.

Declared Majors by Class Standing Seattle Campus

Thursday, October 11, 2007

School of Public Health and Community Medicine

	Freshman		Sophomore		Junior		Senior		5th Year		Non-Matriculate		All Undergraduate		Graduate		Professional		All Students		
	M	F	M	F	M	F	M	F	M	F	M	F	M	F	M	F	M	F	M	F	
Advanced Clinical Research Methods													0	0		1			0	1	
	0		0		0		0		0		0		0		1		0		1		
Biostatistics												1	3	1	3	30	40			31	43
	0		0		0		0		0		4		4		70		0		74		
Biostatistics: Statistical Genetics													0	0		1			0	1	
	0		0		0		0		0		0		0		1		0		1		
Env Hlth - Env & Occupational Hygiene													0	0	3	2			3	2	
	0		0		0		0		0		0		0		5		0		5		
Env Hlth: Occup & Envir Exposure Science													0	0	4	3			4	3	
	0		0		0		0		0		0		0		7		0		7		
Environmental & Occupational Health													0	0	4	5			4	5	
	0		0		0		0		0		0		0		9		0		9		
Environmental Health			1		4	3	14	24			2	19	29	2	11				21	40	
	0		1		7		38		0		2	48		13		0		61			
Environmental Health-Envrnmtl Toxicology													0	0	5	17			5	17	
	0		0		0		0		0		0		0		22		0		22		
Environmental Health-Industrial Hygiene													0	0	5	3			5	3	
	0		0		0		0		0		0		0		8		0		8		

Note: Students with Double- or Triple-Majors are counted once in each major declared.

Declared Majors by Class Standing Seattle Campus

Thursday, October 11, 2007

School of Public Health and Community Medicine

	Freshman		Sophomore		Junior		Senior		5th Year		Non-Matriculate		All Undergraduate		Graduate		Professional		All Students	
	M	F	M	F	M	F	M	F	M	F	M	F	M	F	M	F	M	F	M	F
	Epidemiology											7	4	7	4	59	101			66
	0		0		0		0		0		11		11		160		0		171	
Epidemiology - International Health													0	0	3	1			3	1
	0		0		0		0		0		0		0		4		0		4	
Genetic Epidemiology													0	0	1	7			1	7
	0		0		0		0		0		0		0		8		0		8	
Health Informatics&Hlth Information Mgmt			1	1	14		1	4	1				3	19					3	19
	0		2		14		5		1		0		22		0		0		22	
Health Information Administration					2		5	10					5	12					5	12
	0		0		2		15		0		0		17		0		0		17	
Health Services											13		0	13	11	31			11	44
	0		0		0		0		0		13		13		42		0		55	
Health Services - Community Practice													0	0	6	22			6	22
	0		0		0		0		0		0		0		28		0		28	
Health Services - International Health													0	0	5	7			5	7
	0		0		0		0		0		0		0		12		0		12	
Health Services - Maternal&Child Health													0	0	1	9			1	9
	0		0		0		0		0		0		0		10		0		10	

Note: Students with Double- or Triple-Majors are counted once in each major declared.

Declared Majors by Class Standing Seattle Campus

Thursday, October 11, 2007

School of Public Health and Community Medicine

	Freshman		Sophomore		Junior		Senior		5th Year		Non-Matriculate		All Undergraduate		Graduate		Professional		All Students	
	M	F	M	F	M	F	M	F	M	F	M	F	M	F	M	F	M	F	M	F
	Health Services (Extended Degree)											1	10	1	10	16	50			17
	0		0		0		0		0		11		11		66		0		77	
Health Services-Health & Policy Research													0	0	10	14			10	14
	0		0		0		0		0		0		0		24		0		24	
Health Services-Peace Corps Masters Intl													0	0	1	4			1	4
	0		0		0		0		0		0		0		5		0		5	
Health Services-Social & Behavioral Sci													0	0		20			0	20
	0		0		0		0		0		0		0		20		0		20	
Occupational & Environmental Medicine													0	0	3	3			3	3
	0		0		0		0		0		0		0		6		0		6	
Public Health Genetics											1		1	0	2	21			3	21
	0		0		0		0		0		1		1		23		0		24	
Public Health Nutrition													0	0		11			0	11
	0		0		0		0		0		0		0		11		0		11	
Public Health: Basic Clinical Research													0	0	1	4			1	4
	0		0		0		0		0		0		0		5		0		5	

Note: Students with Double- or Triple-Majors are counted once in each major declared.

Declared Majors by Class Standing Seattle Campus

Thursday, October 11, 2007

School of Social Work	Freshman		Sophomore		Junior		Senior		5th Year		Non-Matriculate		All Undergraduate		Graduate		Professional		All Students	
	M	F	M	F	M	F	M	F	M	F	M	F	M	F	M	F	M	F	M	F
	ADMINISTRATIVE PRACTICE													0	0	3	7			3
	0		0		0		0		0		0		0		10		0		10	
CLINICAL & CONTEXTUAL PRACTICE													0	0	16	80			16	80
	0		0		0		0		0		0		0		96		0		96	
POLICY PRACTICE													0	0	1	5			1	5
	0		0		0		0		0		0		0		6		0		6	
Social Welfare			6	3	36	8	37						11	79	13	32			24	111
	0		6		39		45		0		0		90		45		0		135	
Social Work											1	2	1	2	15	65			16	67
	0		0		0		0		0		3		3		80		0		83	
Social Work (Dual Methods)													0	0	2	11			2	11
	0		0		0		0		0		0		0		13		0		13	
Social Work: Adv Generalist Practice													0	0	17	112			17	112
	0		0		0		0		0		0		0		129		0		129	

Note: Students with Double- or Triple-Majors are counted once in each major declared.

Declared Majors by Class Standing Seattle Campus

Thursday, October 11, 2007

Tacoma Campus

Freshman		Sophomore		Junior		Senior		5th Year		Non-Matriculate		All Undergraduate		Graduate		Professional		All Students	
M	F	M	F	M	F	M	F	M	F	M	F	M	F	M	F	M	F	M	F
1	2			4	6	4	9					9	17	1	3			10	20
	3		0		10		13		0		0		26		4		0		30

Visiting from Tacoma Campus

Note: Students with Double- or Triple-Majors are counted once in each major declared.

Declared Majors by Class Standing Seattle Campus

Thursday, October 11, 2007

	Freshman		Sophomore		Junior		Senior		5th Year		Non-Matriculate		All Undergraduate		Graduate		Professional		All Students		
	M	F	M	F	M	F	M	F	M	F	M	F	M	F	M	F	M	F	M	F	
	The Information School																				
Informatics	1		12		34	10	39	12					86	22					86	22	
		1		12		44		51		0		0		108		0		0		108	
Information Management												1	2	1	2	56	43			57	45
		0		0		0		0		0		3		3		99		0		102	
Information Science														0	0	15	18			15	18
		0		0		0		0		0		0		0		33		0		33	
Libr & Info Science (Law Librarianship)														0	0	2	7			2	7
		0		0		0		0		0		0		0		9		0		9	
Library & Information Science												1	2	1	2	37	121			38	123
		0		0		0		0		0		3		3		158		0		161	
Library & Information Science (DL)														0	0	40	160			40	160
		0		0		0		0		0		0		0		200		0		200	
Library & Information Science, Even Deg														0	0		3			0	3
		0		0		0		0		0		0		0		3		0		3	

Note: Students with Double- or Triple-Majors are counted once in each major declared.

International Students by College Seattle Campus

Thursday, October 11, 2007

	Freshman		Sophomore		Junior		Senior		5th Year		Non-Matriculate		All Undergraduate		Graduate		Professional		All Students	
	M	F	M	F	M	F	M	F	M	F	M	F	M	F	M	F	M	F	M	F
	Bothell Campus								1					0	1					0
	0		0		0		1		0		0		1		0		0			1
College of Architecture and Urban Planning			1		2		2	3					3	5	22	24			25	29
	0		1		2		5		0		0		8		46		0			54
College of Arts and Sciences	79	109	56	76	127	161	53	58	1		1		316	405	200	240			516	645
	188		132		288		111		1		1		721		440		0			1161
College of Education													0	0	9	25			9	25
	0		0		0		0		0		0		0		34		0			34
College of Engineering	26	5	23	3	41	17	34	15			2		124	42	289	93			413	135
	31		26		58		49		0		2		166		382		0			548
College of Forest Resources	2						3						5	0	13	7			18	7
	2		0		0		3		0		0		5		20		0			25
College of Ocean and Fisheries Sciences	1		1										1	1	11	18			12	19
	1		1		0		0		0		0		2		29		0			31
Interdisciplinary Graduate Programs													0	0	80	81			80	81
	0		0		0		0		0		0		0		161		0			161
Interdisciplinary Undergraduate Studies	1	1									14	20	15	21					15	21
	2		0		0		0		0		34		36		0		0			36
Interschool or Intercollege Programs			1		1	1	2	5					3	7	14	7			17	14
	0		1		2		7		0		0		10		21		0			31
School of Business Administration			2	6	37	42	28	34		1			67	83	119	72			186	155
	0		8		79		62		1		0		150		191		0			341
School of Dentistry													0	0	17	12			17	12
	0		0		0		0		0		0		0		29		0			29
School of Law									4				4	0	31	21	5	8	40	29
	0		0		0		0		4		0		4		52		13			69

Note: Students with Double- or Triple-Majors across colleges are counted once in each college.

International Students by College Seattle Campus

Thursday, October 11, 2007

	Freshman		Sophomore		Junior		Senior		5th Year		Non-Matriculate		All Undergraduate		Graduate		Professional		All Students	
	M	F	M	F	M	F	M	F	M	F	M	F	M	F	M	F	M	F	M	F
School of Medicine						2	1	1					1	3	31	20			32	23
	0		0		2		2		0		0		4		51		0		55	
School of Nursing					1								1	0	25				1	25
	0		0		1		0		0		0		1		25		0		26	
School of Pharmacy												1	0	1	4	11	7	14	11	26
	0		0		0		0		0		1		1		15		21		37	
School of Public Affairs											1		1	0	13	7			14	7
	0		0		0		0		0		1		1		20		0		21	
School of Public Health and Community Medicine								1			1	2	1	3	23	44			24	47
	0		0		0		1		0		3		4		67		0		71	
School of Social Work							1	1					1	1	3	23			4	24
	0		0		0		2		0		0		2		26		0		28	
Tacoma Campus								1					0	1					0	1
	0		0		0		1		0		0		1		0		0		1	
The Information School							4					1	4	1	19	27			23	28
	0		0		0		4		0		1		5		46		0		51	
Unduplicated Total for Seattle Campus:	101	113	81	87	205	225	121	113	5	1	16	27	529	566	841	711	12	22	1382	1299
	214		168		430		234		6		43		1095		1552		34		2681	

Note: Students with Double- or Triple-Majors across colleges are counted once in each college.

Professional Enrollment by NCR Status Seattle Campus

Friday, October 12, 2007

	First Year		Second Year		Third Year		Fourth Year		Total	
	Male	Female	Male	Female	Male	Female	Male	Female	Male	Female
School of Dentistry										
Continuing			32	23	34	21	35	17	101	61
	0		55		55		52		162	
New	32	23							32	23
	55		0		0		0		55	
Returning									0	0
	0		0		0		0		0	
School of Law										
Continuing			70	90	62	87			132	177
	0		160		149		0		309	
New	62	117	3	1					65	118
	179		4		0		0		183	
Returning			1						1	0
	0		1		0		0		1	
School of Medicine										
Continuing	4	9	85	98	78	76	76	97	243	280
	13		183		154		173		523	
New	81	99							81	99
	180		0		0		0		180	
Returning		2	2	2		1			2	5
	2		4		1		0		7	
School of Pharmacy										
Continuing	8	17	30	64	25	60	33	60	96	201
	25		94		85		93		297	
New	40	46							40	46
	86		0		0		0		86	
Returning									0	0
	0		0		0		0		0	
Unduplicated Total for Seattle Campus:										
	227	313	223	278	199	245	144	174	793	1010
	540		501		444		318		1803	

Note: Students with Double- or Triple-Majors across colleges are counted once in each college.

Credits Generated by College and Course Level
State-Funded Coursework
Autumn 2007

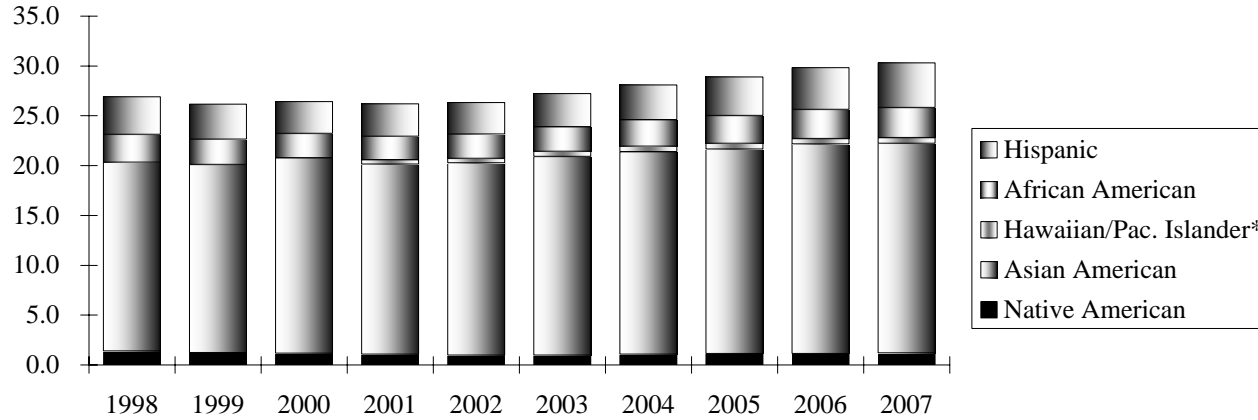
COLLEGE	100-200 LEVEL CREDITS	300-400 LEVEL CREDITS	500-800 LEVEL CREDITS	TOTAL CREDITS
Interdisciplinary Undergraduate Programs	1014.0	416.0	32.0	1462.0
Architecture & Urban Planning	1602.0	6018.0	2459.0	10079.0
Arts & Sciences	190952.0	93098.0	24951.5	309001.5
Business Administration	6664.0	18275.0	4250.0	29189.0
Education		907.0	5230.0	6137.0
Engineering	9089.0	15597.0	9050.0	33736.0
Ocean & Fishery Sciences	794.0	939.0	2007.0	3740.0
Forest Resources	6174.0	2108.0	1221.0	9503.0
Public Health & Community Medicine	755.0	939.0	5656.0	7350.0
Nursing		2366.0	2448.0	4814.0
Interschool/Intercollege Programs	283.0	1915.0	1288.0	3486.0
Pharmacy		708.0	4707.0	5415.0
Public Affairs			2150.0	2150.0
Interdisciplinary Graduate Programs		1372.0	3037.5	4409.5
The Information School	400.0	1125.0	1758.0	3283.0
Social Work	292.0	853.0	3035.0	4180.0
Dentistry		9.0	4943.0	4952.0
Law			7957.0	7957.0
Medicine		9355.0	18829.0	28184.0
Seattle Campus Total	218019.0	156000.0	105009.0	479028.0
Bothell Branch Campus	4734.0	15655.0	2045.0	22434.0
Tacoma Branch Campus	9106.0	18096.0	3539.0	30741.0
All University Total	231859.0	189751.0	110593.0	532203.0

University of Washington
Historical Enrollments by Term
1946 - 2008

SCHOOL YEAR	AUTUMN		WINTER		SPRING		SCHOOL YEAR	AUTUMN		WINTER		SPRING	
	TOTAL ENROLLMENT	% INCREASE (DECREASE) FROM SPRING	TOTAL ENROLLMENT	% INCREASE (DECREASE) FROM AUTUMN	TOTAL ENROLLMENT	% INCREASE (DECREASE) FROM WINTER		TOTAL ENROLLMENT	% INCREASE (DECREASE) FROM SPRING	TOTAL ENROLLMENT	% INCREASE (DECREASE) FROM AUTUMN	TOTAL ENROLLMENT	% INCREASE (DECREASE) FROM WINTER
	1946 - 1947	15,594	28.46%	15,290	-1.95%	14,462		-5.42%	1978 - 1979	36,249	13.38%	33,709	-7.01%
1947 - 1948	15,990	10.57%	15,496	-3.09%	14,737	-4.90%	1979 - 1980	37,547	15.33%	34,376	-8.45%	32,189	-6.36%
1948 - 1949	16,650	12.98%	16,203	-2.68%	15,299	-5.58%	1980 - 1981	36,636	13.82%	34,703	-5.28%	32,148	-7.36%
1949 - 1950	16,380	7.07%	15,891	-2.99%	14,741	-7.24%	1981 - 1982	35,290	9.77%	31,874	-9.68%	30,941	-2.93%
1950 - 1951	14,590	-1.02%	13,714	-6.00%	13,153	-4.09%	1982 - 1983	34,468	11.40%	32,328	-6.21%	30,752	-4.88%
1951 - 1952	13,297	1.09%	12,524	-5.81%	11,749	-6.19%	1983 - 1984	34,308	11.56%	32,501	-5.27%	30,366	-6.57%
1952 - 1953	13,072	11.26%	12,472	-4.59%	11,681	-6.34%	1984 - 1985	34,452	13.46%	32,480	-5.72%	29,943	-7.81%
1953 - 1954	13,048	11.70%	12,519	-4.05%	11,879	-5.11%	1985 - 1986	34,086	13.84%	31,631	-7.20%	30,182	-4.58%
1954 - 1955	13,675	15.12%	13,185	-3.58%	12,512	-5.10%	1986 - 1987	33,674	11.57%	31,605	-6.14%	30,071	-4.85%
1955 - 1956	14,165	13.21%	13,758	-2.87%	12,957	-5.82%	1987 - 1988	33,302	10.74%	31,814	-4.47%	30,227	-4.99%
1956 - 1957	14,947	15.36%	14,405	-3.63%	13,386	-7.07%	1988 - 1989	33,460	10.70%	31,716	-5.21%	30,161	-4.90%
1957 - 1958	15,427	15.25%	14,903	-3.40%	13,999	-6.07%	1989 - 1990	33,238	10.20%	31,791	-4.35%	30,361	-4.50%
1958 - 1959	16,202	15.74%	15,378	-5.09%	14,359	-6.63%	1990 - 1991	33,536	10.46%	31,791	-5.20%	31,068	-2.27%
1959 - 1960	16,882	17.57%	15,947	-5.54%	14,961	-6.18%	1991 - 1992	34,269	10.30%	32,582	-4.92%	31,018	-4.80%
1960 - 1961	18,143	21.27%	17,340	-4.43%	16,285	-6.08%	1992 - 1993	34,598	11.54%	32,749	-5.34%	31,271	-4.51%
1961 - 1962	18,841	15.70%	17,609	-6.54%	16,164	-8.21%	1993 - 1994	34,000	8.73%	32,704	-3.81%	31,241	-4.47%
1962 - 1963	19,130	18.35%	18,428	-3.67%	17,364	-5.77%	1994 - 1995	33,719	7.93%	32,502	-3.61%	30,991	-4.65%
1963 - 1964	20,962	20.72%	20,010	-4.54%	19,019	-4.95%	1995 - 1996	33,996	9.70%	32,498	-4.41%	31,173	-4.08%
1964 - 1965	22,930	20.56%	21,868	-4.63%	20,951	-4.19%	1996 - 1997	34,368	10.25%	33,194	-3.42%	31,668	-4.60%
1965 - 1966	25,152	20.05%	23,920	-4.90%	22,657	-5.28%	1997 - 1998	35,367	11.68%	33,881	-4.20%	32,198	-4.97%
1966 - 1967	26,431	16.66%	25,122	-4.95%	23,944	-4.69%	1998 - 1999	35,108	9.04%	33,869	-3.53%	32,654	-3.59%
1967 - 1968	29,977	25.20%	28,505	-4.91%	27,951	-1.94%	1999 - 2000	35,559	8.90%	34,179	-3.88%	32,929	-3.66%
1968 - 1969	31,913	14.17%	30,698	-3.81%	29,923	-2.52%	2000 - 2001	36,139	9.75%	34,883	-3.48%	33,443	-4.13%
1969 - 1970	32,749	9.44%	32,043	-2.16%	31,099	-2.95%	2001 - 2002	37,412	11.87%	36,168	-3.33%	34,765	-3.88%
1970 - 1971	33,202	6.76%	32,494	-2.13%	31,581	-2.81%	2002 - 2003	39,216	12.80%	37,625	-4.06%	36,103	-4.05%
1971 - 1972	33,478	6.01%	31,916	-4.67%	30,765	-3.61%	2003 - 2004	39,136	8.40%	37,708	-3.65%	36,117	-4.22%
1972 - 1973	34,125	10.92%	33,437	-2.02%	31,983	-4.35%	2004 - 2005	39,199	8.53%	37,723	-3.77%	36,335	-3.68%
1973 - 1974	34,524	7.94%	33,212	-3.80%	31,633	-4.75%	2005 - 2006	39,251	8.03%	37,821	-3.64%	36,278	-4.08%
1974 - 1975	34,504	9.08%	33,036	-4.25%	31,874	-3.52%	2006 - 2007	39,524	8.95%	38,233	-3.27%	36,860	-3.59%
1975 - 1976	35,434	11.17%	33,651	-5.03%	31,895	-5.22%	2007 - 2008	40,218	9.11%				
1976 - 1977	35,277	10.60%	33,551	-4.89%	32,229	-3.94%							
1977 - 1978	37,120	15.18%	33,967	-8.49%	31,972	-5.87%							

- 1) Evening Program enrollments added beginning Autumn Quarter, 1967
- 2) Faculty/Staff Tuition Waiver enrollments added beginning Autumn Quarter, 1979
- 3) Matriculated Self-Sustaining enrollments added beginning Autumn Quarter, 1997
- 4) Non-Matriculated Self-Sustaining enrollments added beginning Autumn Quarter, 2002

ETHNIC ENROLLMENT
SEATTLE CAMPUS

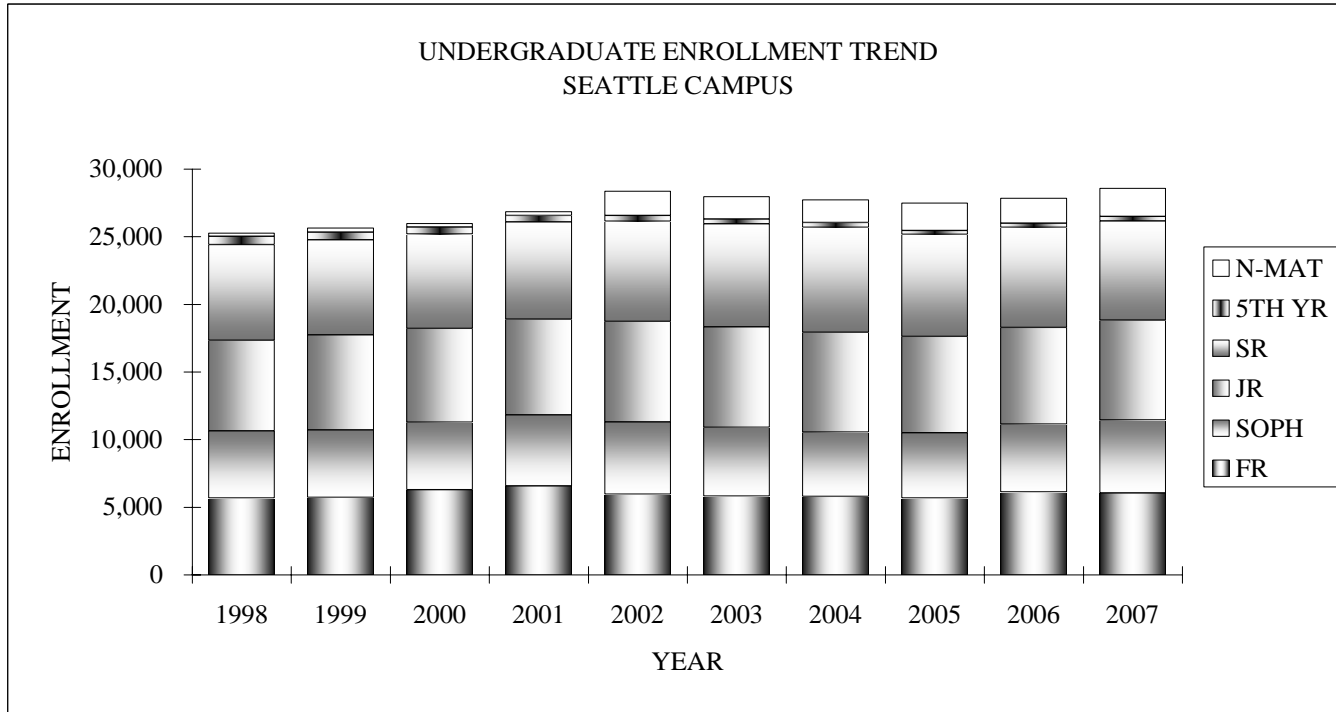


MINORITY ENROLLMENT-AUTUMN

	1998	1999	2000	2001	2002	2003	2004	2005	2006	2007
Native American	486	429	421	396	383	380	418	445	444	478
Asian American	6,647	6,717	7,087	7,136	7,563	7,796	7,960	8,049	8,316	8,461
Hawaiian/Pac. Islander*				166	181	211	220	225	218	227
African American	984	906	879	882	953	958	1,049	1,100	1,144	1,222
Hispanic	1,334	1,251	1,168	1,226	1,245	1,307	1,361	1,520	1,664	1,809
Total Minority	9,451	9,303	9,555	9,806	10,325	10,652	11,008	11,339	11,786	12,197

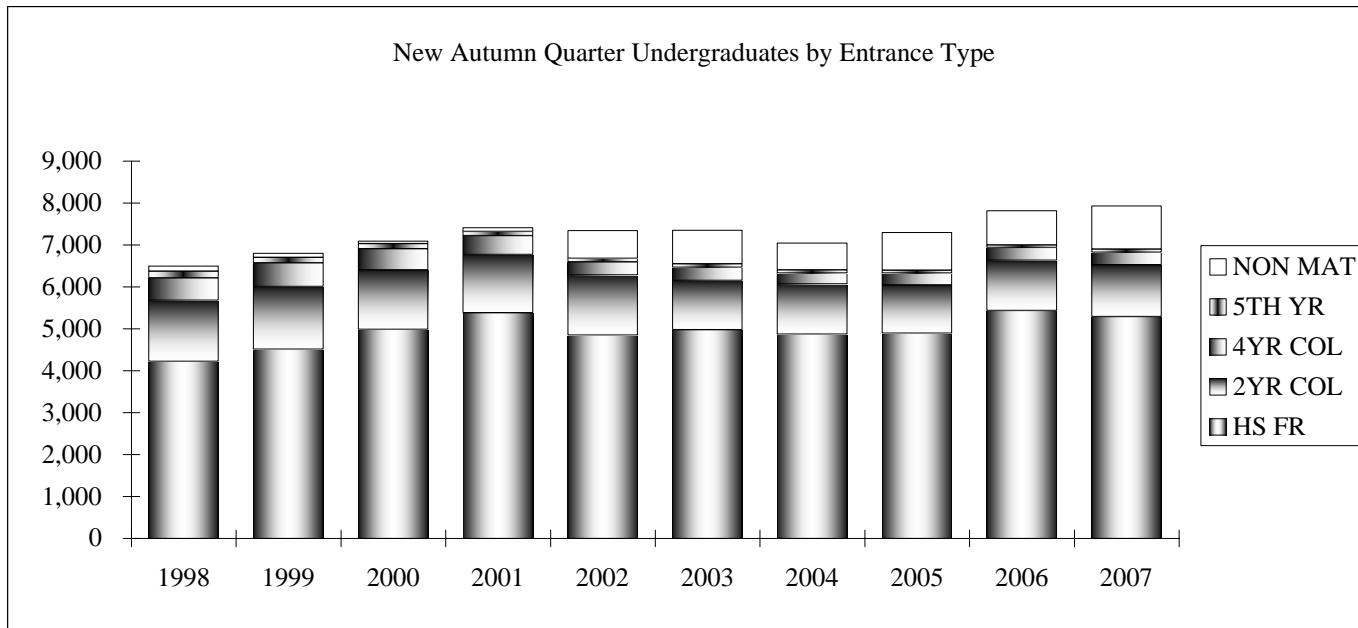
MINORITY ENROLLMENT--PERCENT OF TOTAL ENROLLMENT

	1998	1999	2000	2001	2002	2003	2004	2005	2006	2007
Native American	1.4	1.2	1.2	1.1	1.0	1.0	1.1	1.1	1.1	1.2
Asian American	18.9	18.9	19.6	19.1	19.3	19.9	20.3	20.5	21.0	21.0
Hawaiian/Pac. Islander*	0.0	0.0	0.0	0.4	0.5	0.5	0.6	0.6	0.6	0.6
African American	2.8	2.5	2.4	2.4	2.4	2.4	2.7	2.8	2.9	3.0
Hispanic	3.8	3.5	3.2	3.3	3.2	3.3	3.5	3.9	4.2	4.5
Total Minority	26.9	26.2	26.4	26.2	26.3	27.2	28.1	28.9	29.8	30.3
Total UW Enrollment	35,108	35,559	36,139	37,412	39,216	39,136	39,199	39,251	39,524	40,218



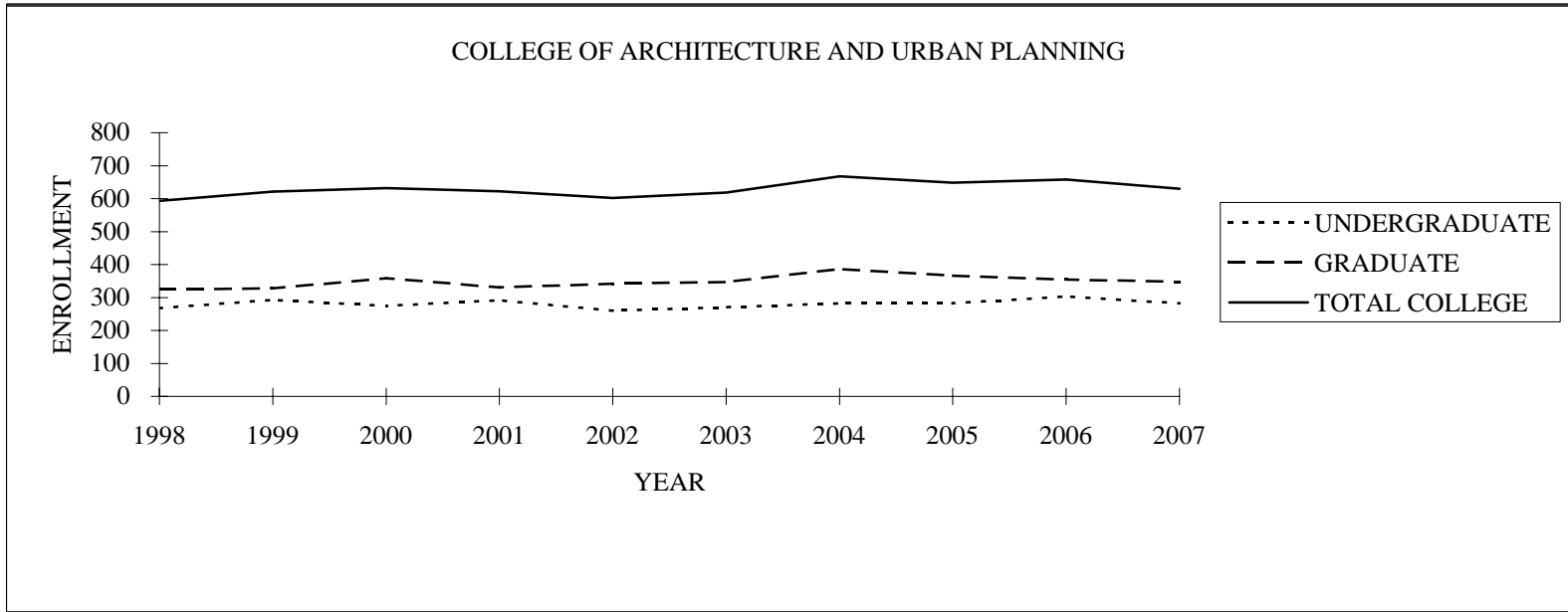
UNDERGRADUATE ENROLLMENT-AUTUMN

	1998	1999	2000	2001	2002	2003	2004	2005	2006	2007
FR	5,675	5,733	6,304	6,566	5,972	5,825	5,793	5,670	6,120	6,055
SOPH	4,981	4,973	4,973	5,271	5,336	5,082	4,753	4,843	5,015	5,386
JR	6,680	7,038	6,941	7,063	7,422	7,436	7,389	7,117	7,161	7,380
SR	7,077	7,028	6,990	7,191	7,418	7,603	7,763	7,555	7,391	7,355
5TH YR	608	574	510	486	420	365	343	284	315	333
N-MAT	252	292	269	283	1,794	1,652	1,691	2,019	1,834	2,061



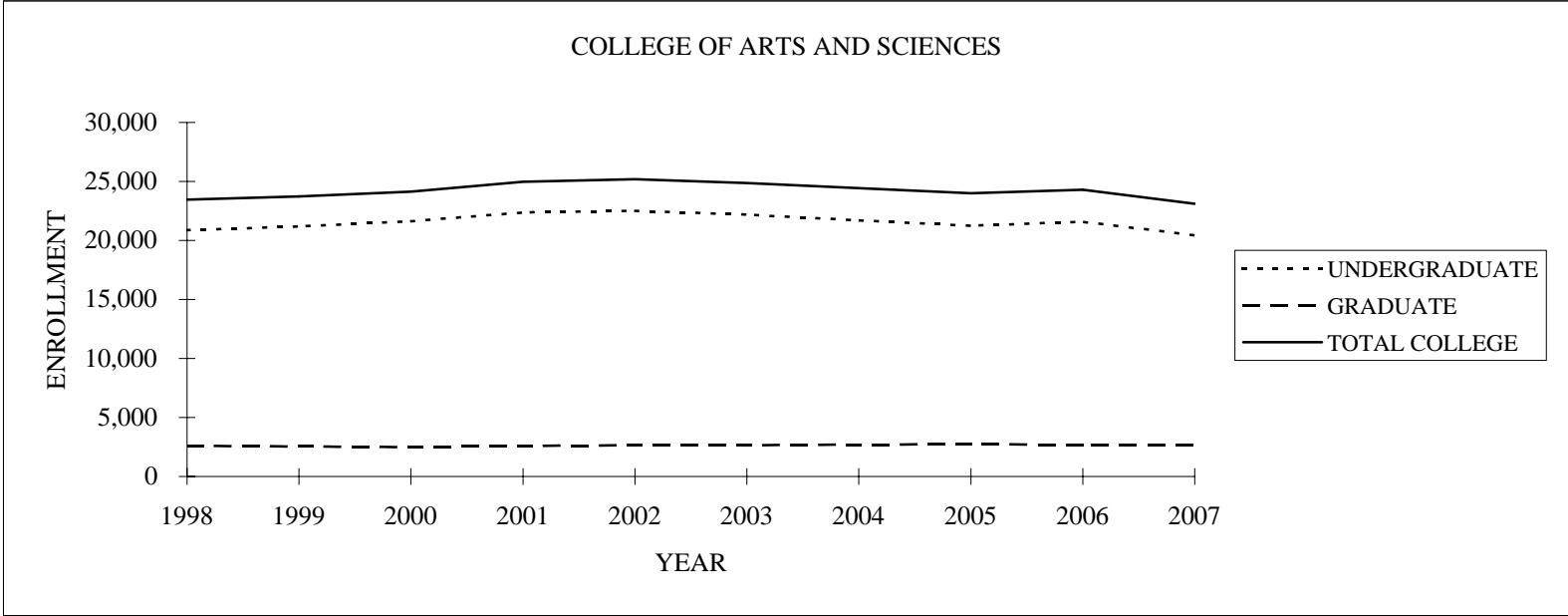
NEW UNDERGRADUATE STUDENTS BY ENTRANCE TYPE

	1998	1999	2000	2001	2002	2003	2004	2005	2006	2007
HS FR	4,219	4,515	4,983	5,382	4,849	4,977	4,870	4,893	5,438	5,287
2YR COL	1,457	1,494	1,420	1,386	1,437	1,172	1,202	1,153	1,196	1,241
4YR COL	540	563	505	455	312	314	258	280	308	295
5TH YR	161	128	121	97	84	88	76	70	61	75
NON MAT	118	105	66	95	661	801	641	905	817	1,036
TOTAL	6,495	6,805	7,095	7,415	7,343	7,352	7,047	7,301	7,820	7,934



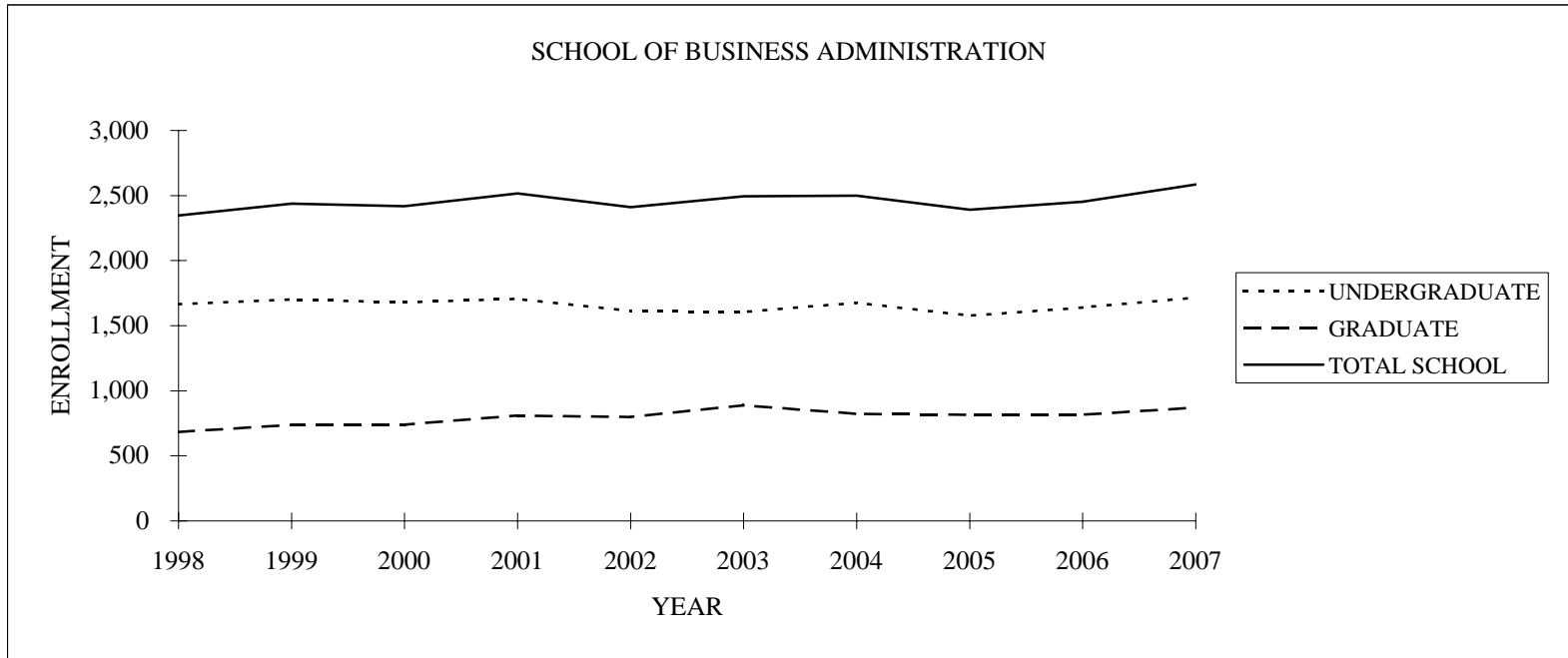
COLLEGE OF ARCHITECTURE AND URBAN PLANNING-AUTUMN

	1998	1999	2000	2001	2002	2003	2004	2005	2006	2007
UNDERGRADUATE	268	293	274	292	260	271	282	282	303	282
GRADUATE	325	328	358	330	342	347	386	366	355	348
TOTAL COLLEGE	593	621	632	622	602	618	668	648	658	630



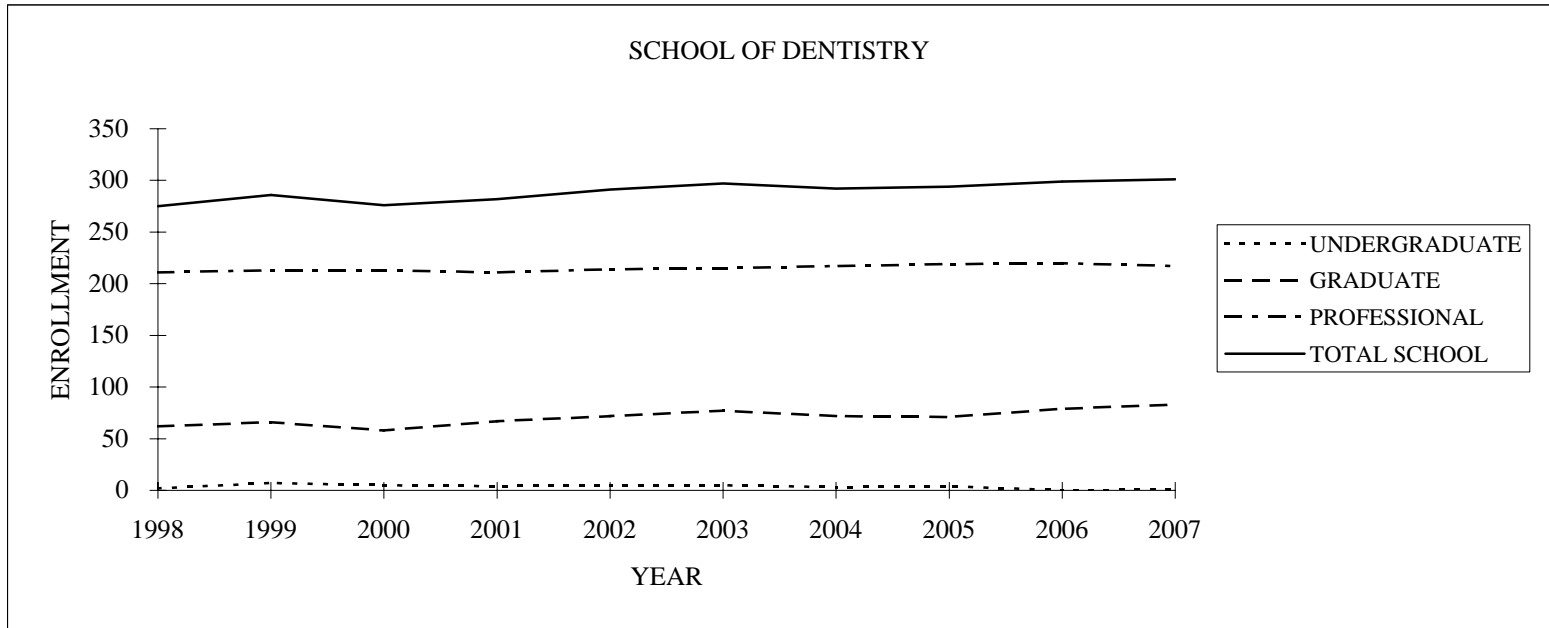
COLLEGE OF ARTS & SCIENCES-AUTUMN

	1998	1999	2000	2001	2002	2003	2004	2005	2006	2007
UNDERGRADUATE	20,859	21,187	21,623	22,372	22,527	22,197	21,708	21,256	21,585	20,432
GRADUATE	2,589	2,537	2,500	2,588	2,657	2,658	2,711	2,739	2,700	2,682
TOTAL COLLEGE	23,448	23,724	24,123	24,960	25,184	24,855	24,419	23,995	24,285	23,114



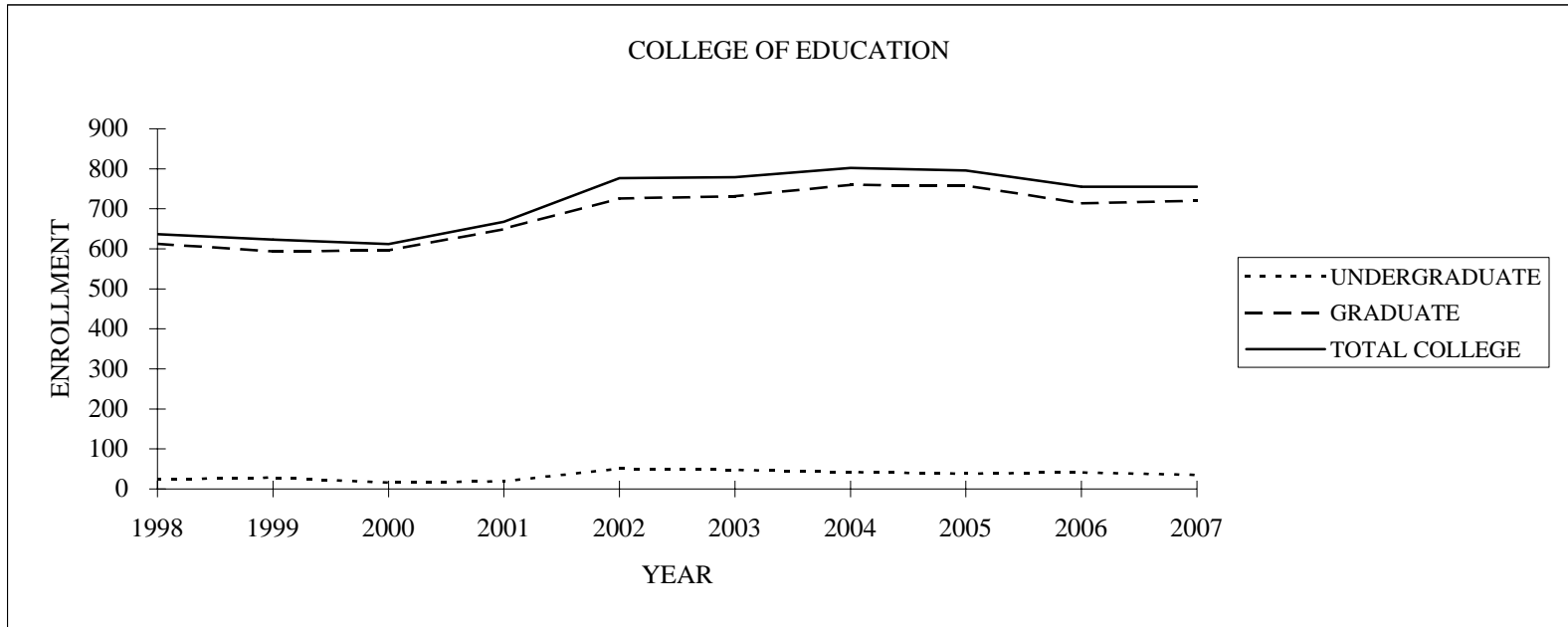
SCHOOL OF BUSINESS ADMINISTRATION-AUTUMN

	1998	1999	2000	2001	2002	2003	2004	2005	2006	2007
UNDERGRADUATE	1,665	1,701	1,680	1,706	1,612	1,605	1,677	1,576	1,639	1,715
GRADUATE	683	738	739	811	798	889	823	815	814	871
TOTAL SCHOOL	2,348	2,439	2,419	2,517	2,410	2,494	2,500	2,391	2,453	2,586



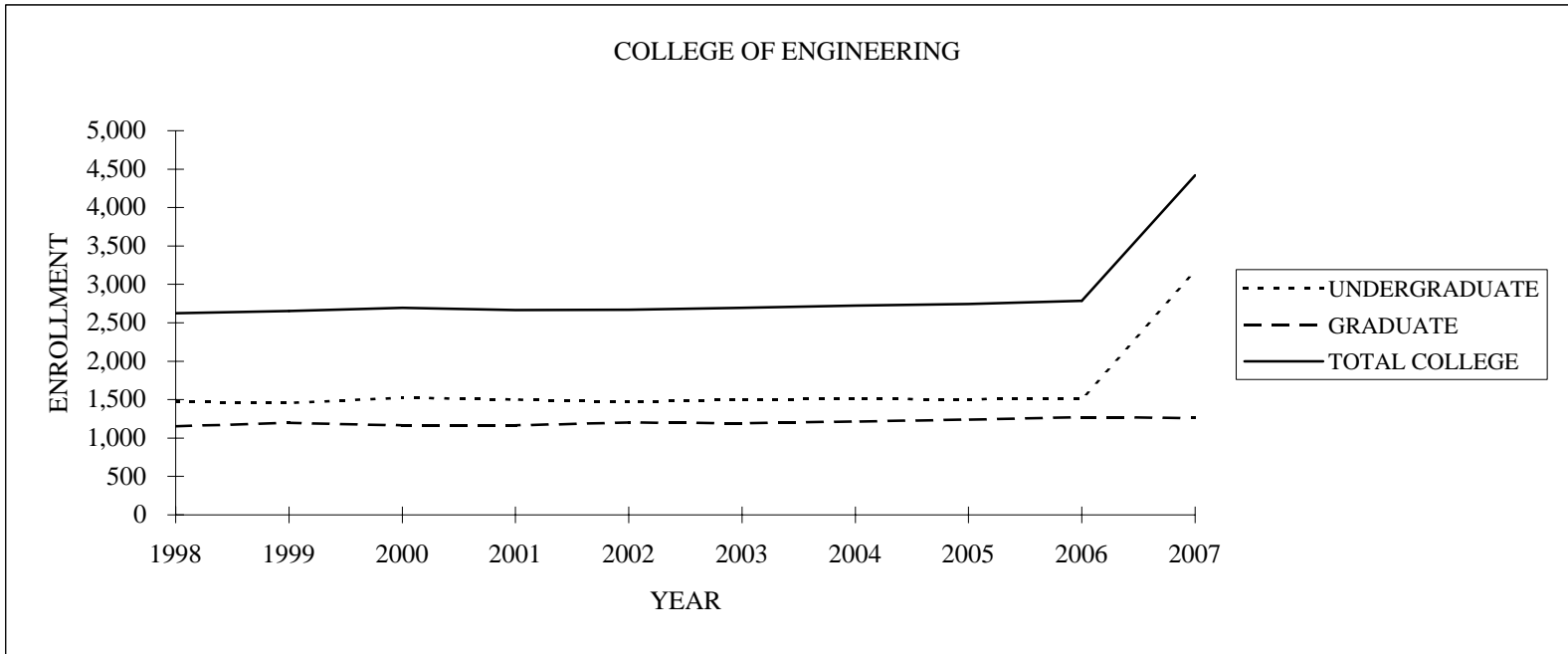
SCHOOL OF DENTISTRY-AUTUMN

	1998	1999	2000	2001	2002	2003	2004	2005	2006	2007
UNDERGRADUATE	2	7	5	4	5	5	3	4		1
GRADUATE	62	66	58	67	72	77	72	71	79	83
PROFESSIONAL	211	213	213	211	214	215	217	219	220	217
TOTAL SCHOOL	275	286	276	282	291	297	292	294	299	301



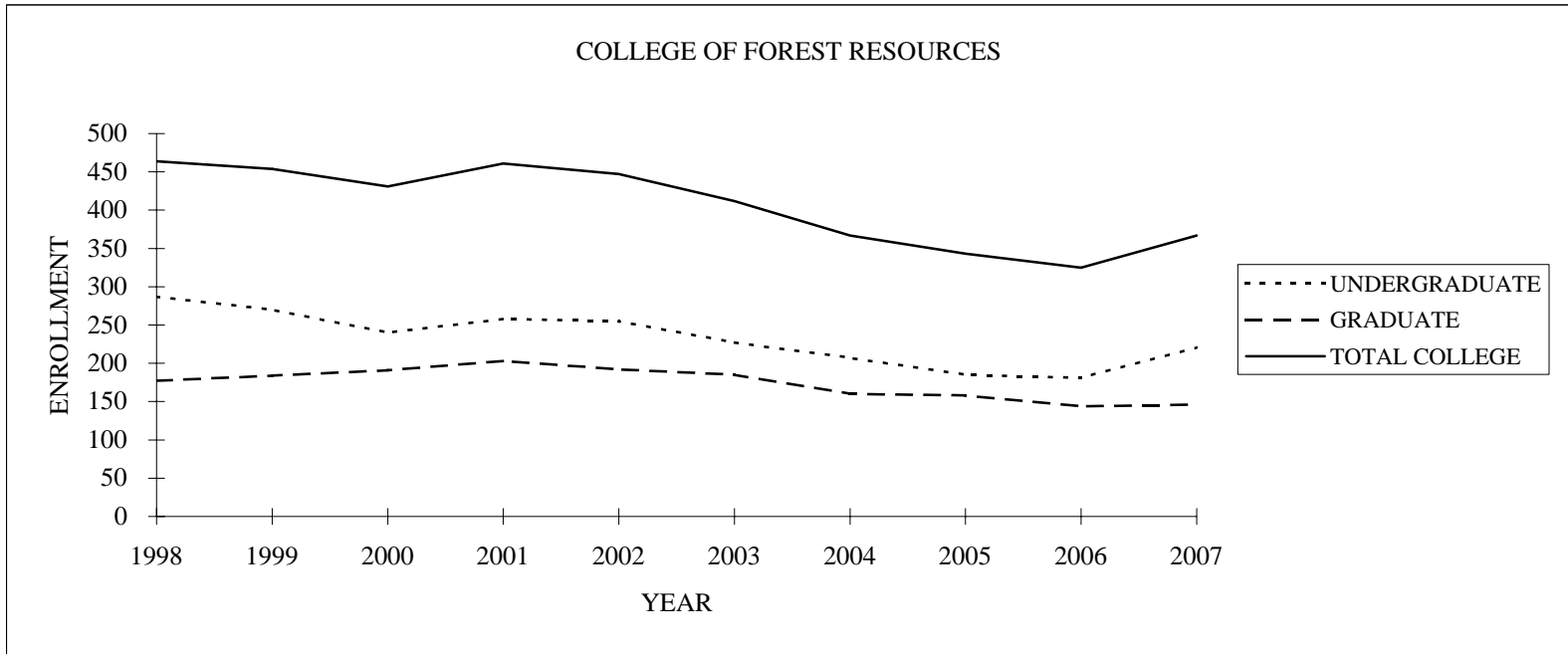
COLLEGE OF EDUCATION-AUTUMN

	1998	1999	2000	2001	2002	2003	2004	2005	2006	2007
UNDERGRADUATE	24	29	16	19	51	48	42	38	41	35
GRADUATE	613	594	596	649	726	731	760	758	714	720
TOTAL COLLEGE	637	623	612	668	777	779	802	796	755	755



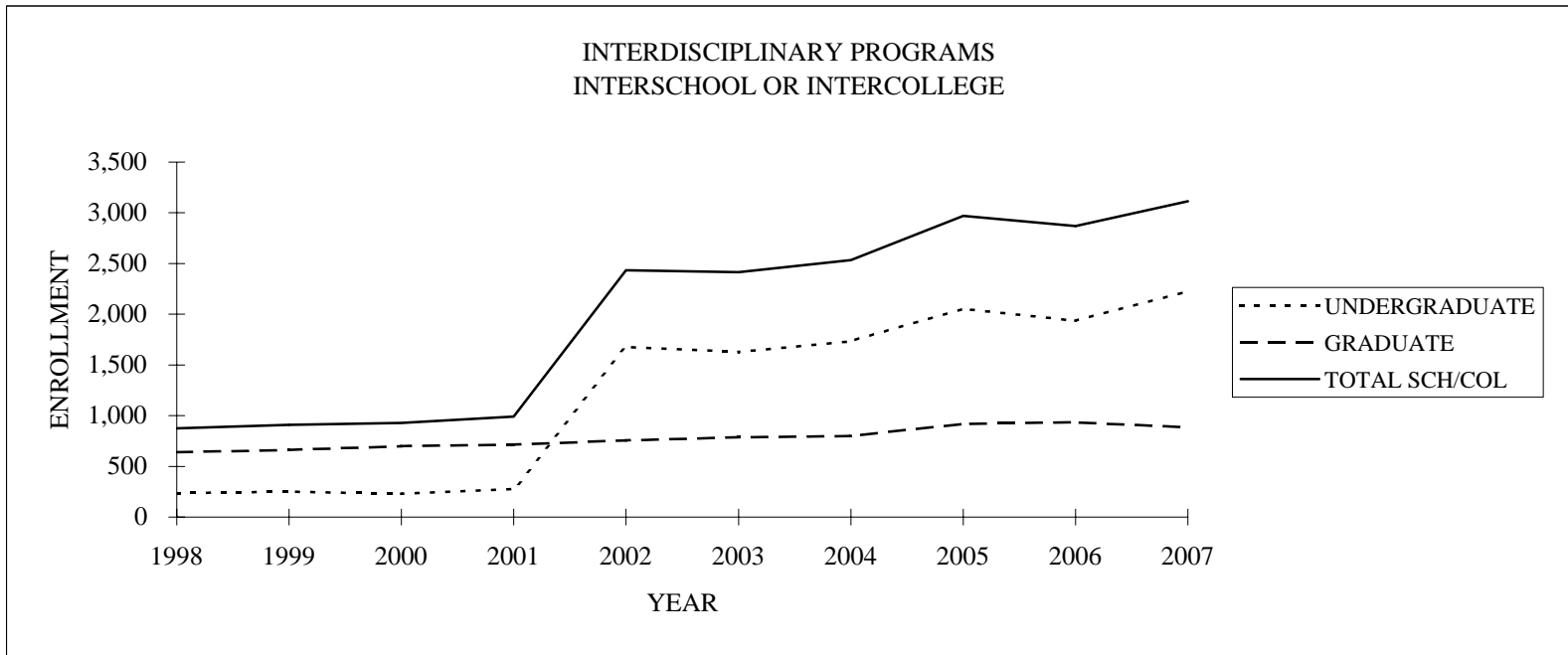
COLLEGE OF ENGINEERING-AUTUMN

	1998	1999	2000	2001	2002	2003	2004	2005	2006	2007
UNDERGRADUATE	1,472	1,457	1,527	1,499	1,470	1,504	1,511	1,505	1,516	3,158
GRADUATE	1,152	1,197	1,166	1,166	1,201	1,192	1,213	1,241	1,272	1,261
TOTAL COLLEGE	2,624	2,654	2,693	2,665	2,671	2,696	2,724	2,746	2,788	4,419



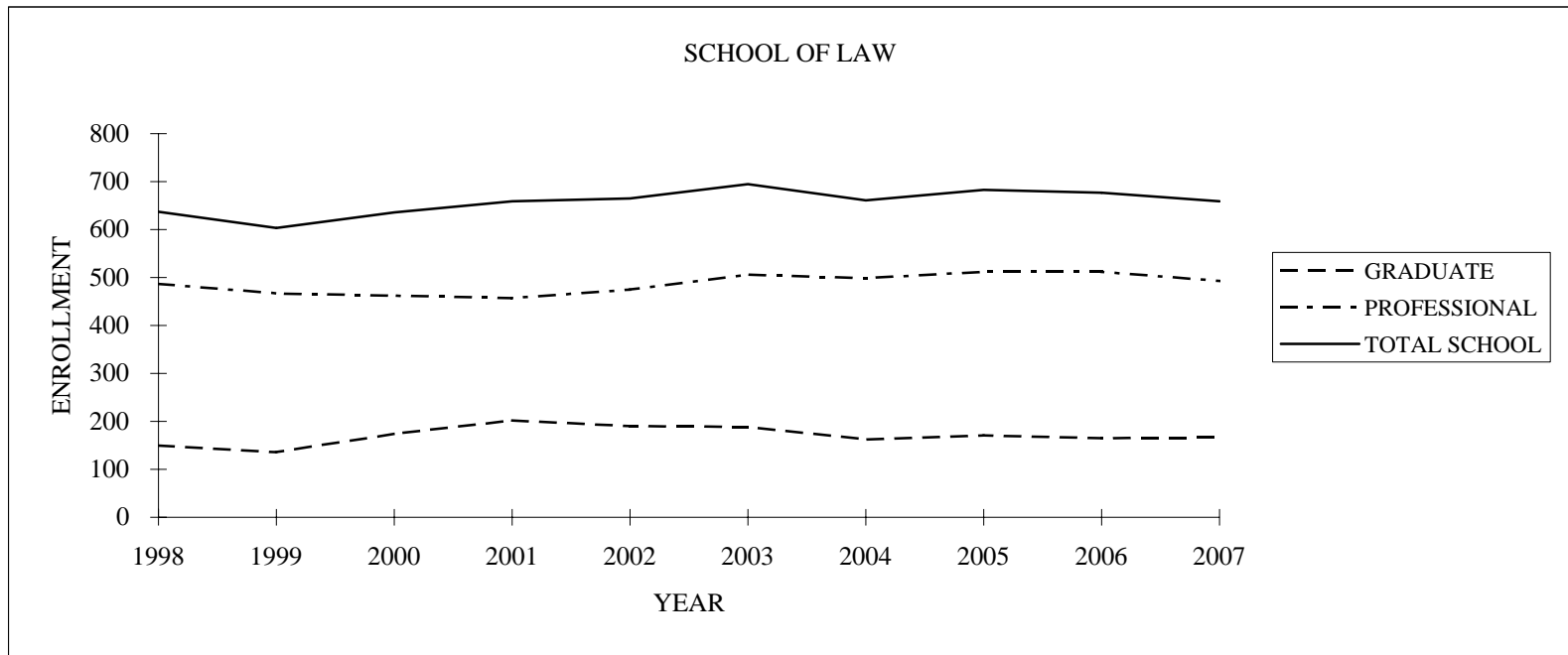
COLLEGE OF FOREST RESOURCES-AUTUMN

	1998	1999	2000	2001	2002	2003	2004	2005	2006	2007
UNDERGRADUATE	287	270	240	258	255	227	207	185	181	221
GRADUATE	177	184	191	203	192	185	160	158	144	146
TOTAL COLLEGE	464	454	431	461	447	412	367	343	325	367



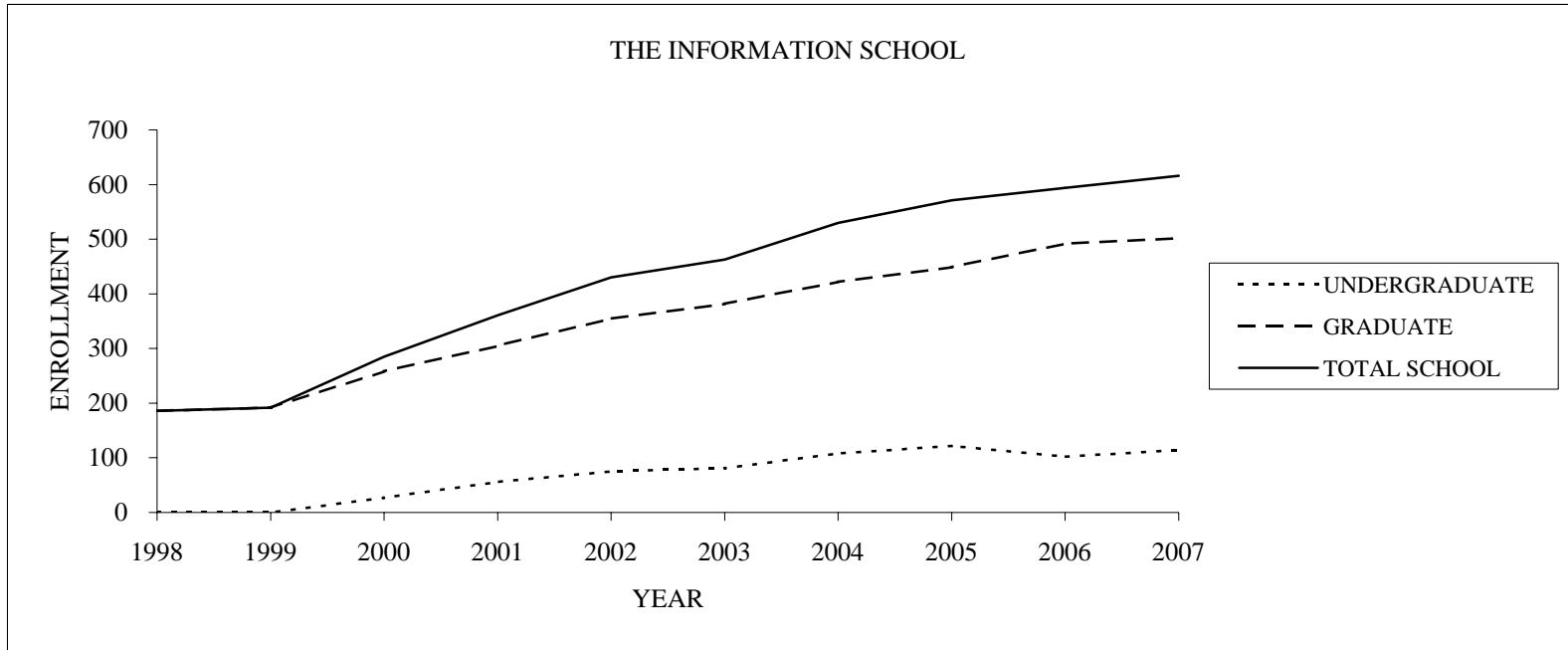
INTERDISCIPLINARY PROGRAMS/INTERSCHOOL OR INTERCOLLEGE-AUTUMN

	1998	1999	2000	2001	2002	2003	2004	2005	2006	2007
UNDERGRADUATE	236	250	228	277	1,677	1,627	1,735	2,053	1,935	2,228
GRADUATE	639	661	699	714	757	788	800	918	934	885
TOTAL SCH/COL	875	911	927	991	2,434	2,415	2,535	2,971	2,869	3,113



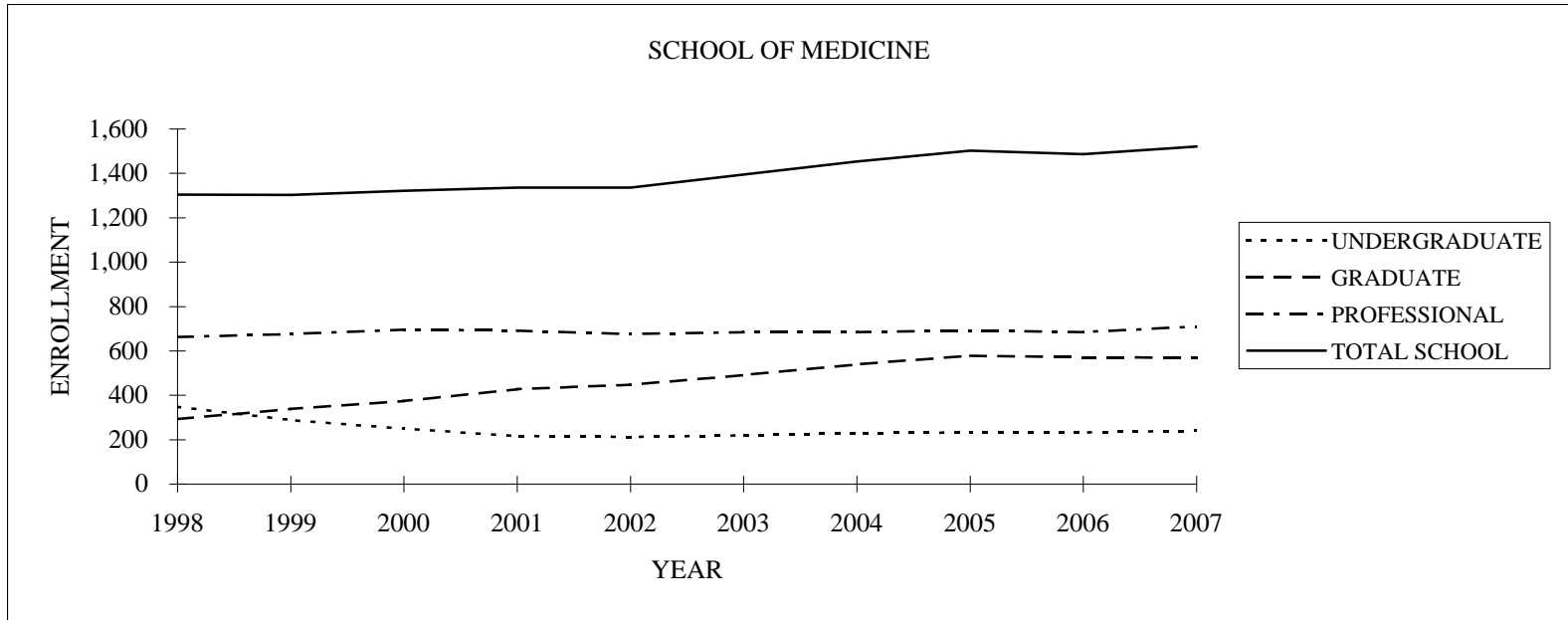
SCHOOL OF LAW-AUTUMN

	1998	1999	2000	2001	2002	2003	2004	2005	2006	2007
GRADUATE	150	136	174	202	190	189	162	171	165	166
PROFESSIONAL	487	467	462	457	475	506	499	512	512	493
TOTAL SCHOOL	637	603	636	659	665	695	661	683	677	659



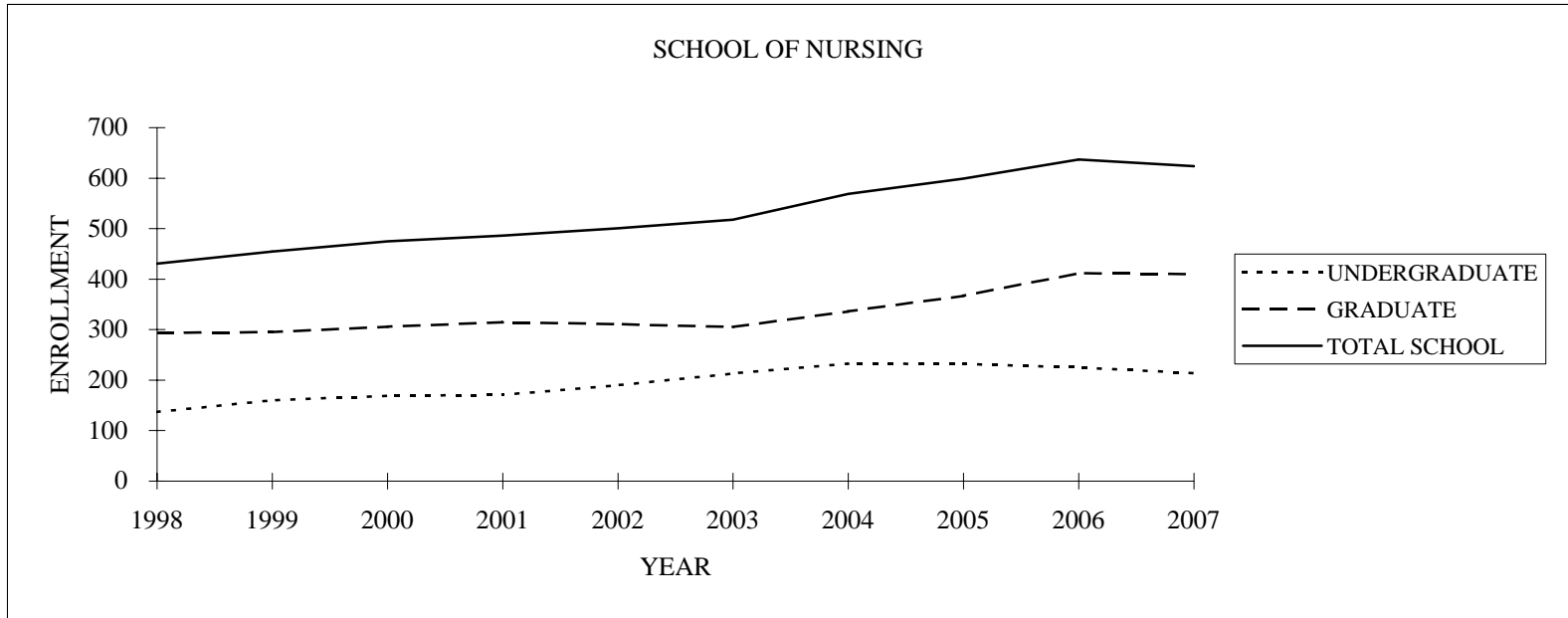
THE INFORMATION SCHOOL-AUTUMN

	1998	1999	2000	2001	2002	2003	2004	2005	2006	2007
UNDERGRADUATE			27	56	75	81	108	122	102	114
GRADUATE	186	192	258	305	355	382	422	449	492	502
TOTAL SCHOOL	186	192	285	361	430	463	530	571	594	616



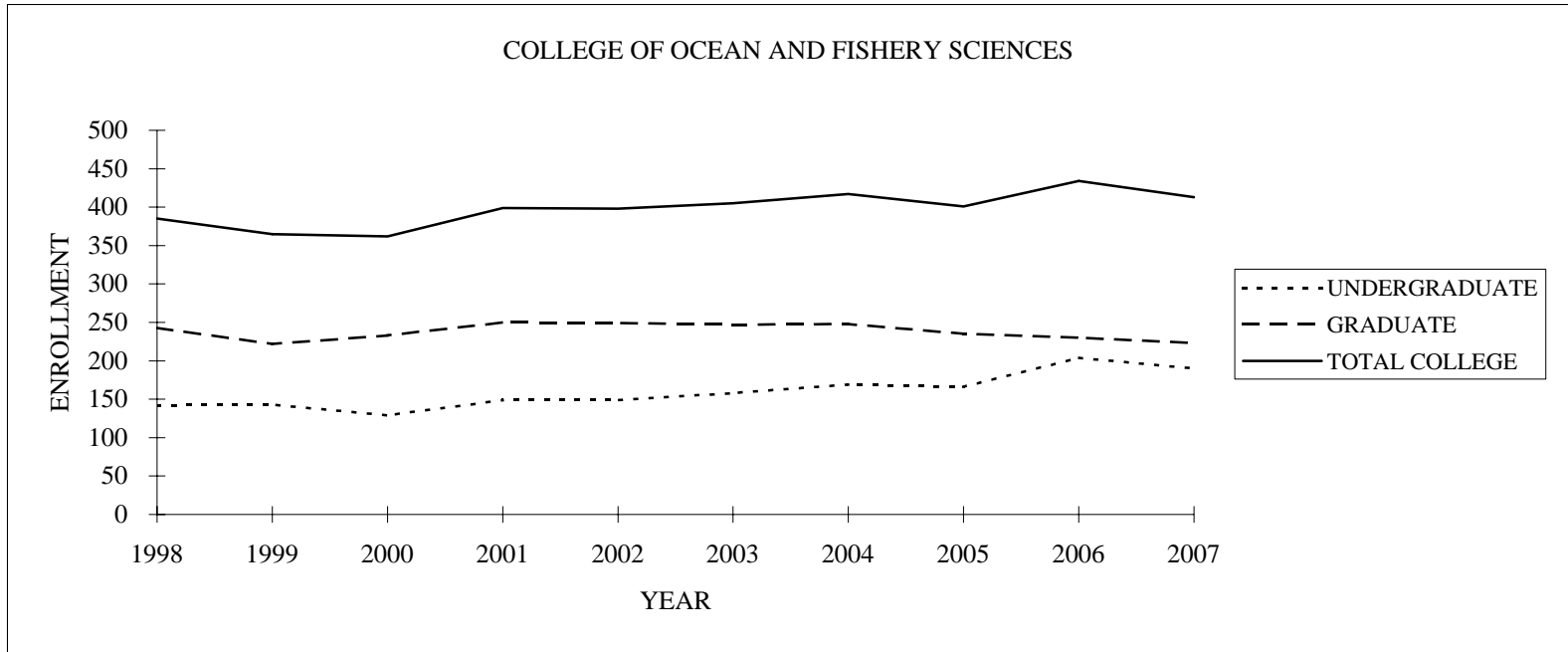
SCHOOL OF MEDICINE-AUTUMN

	1998	1999	2000	2001	2002	2003	2004	2005	2006	2007
UNDERGRADUATE	349	289	250	217	213	220	229	233	232	241
GRADUATE	293	338	375	427	447	491	540	578	571	570
PROFESSIONAL	663	676	696	692	676	684	685	691	684	710
TOTAL SCHOOL	1,305	1,303	1,321	1,336	1,336	1,395	1,454	1,502	1,487	1,521



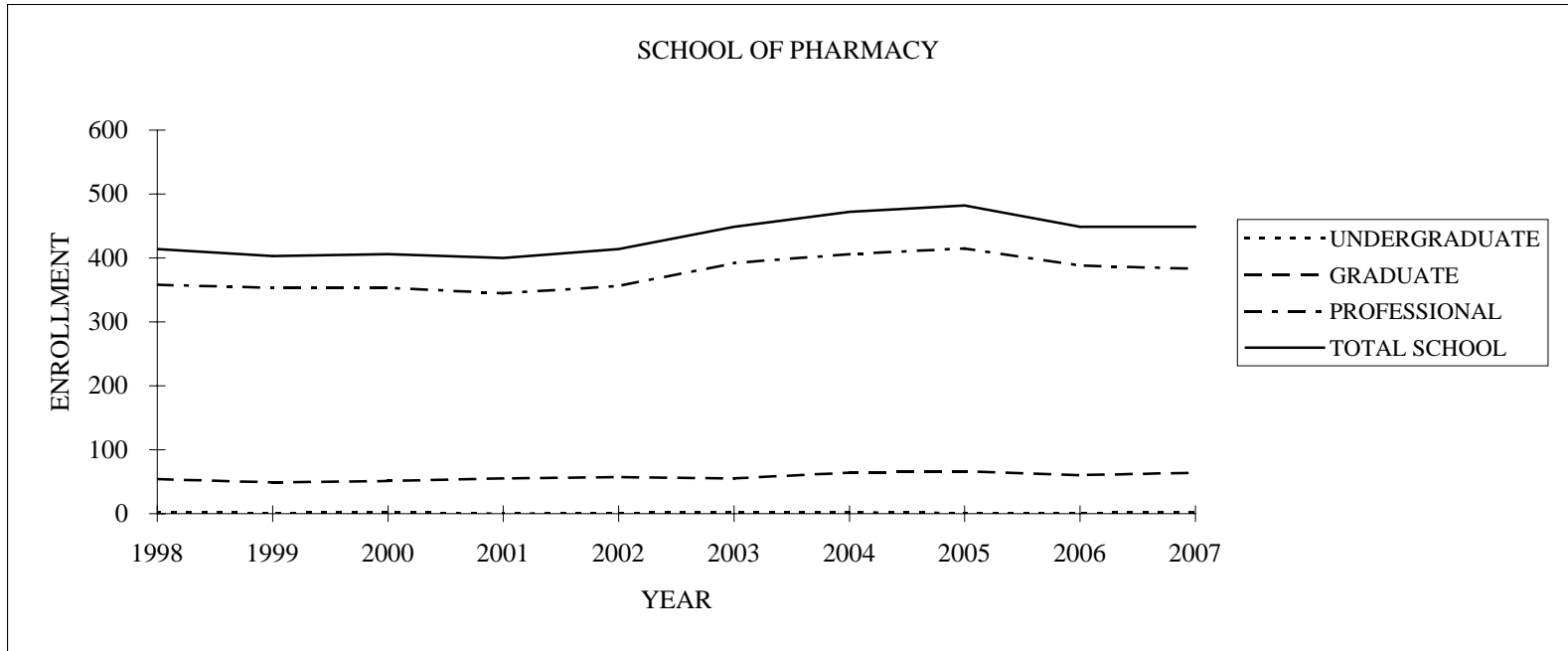
SCHOOL OF NURSING-AUTUMN

	1998	1999	2000	2001	2002	2003	2004	2005	2006	2007
UNDERGRADUATE	137	160	169	171	190	213	233	232	225	214
GRADUATE	294	295	306	315	311	305	336	367	412	410
TOTAL SCHOOL	431	455	475	486	501	518	569	599	637	624



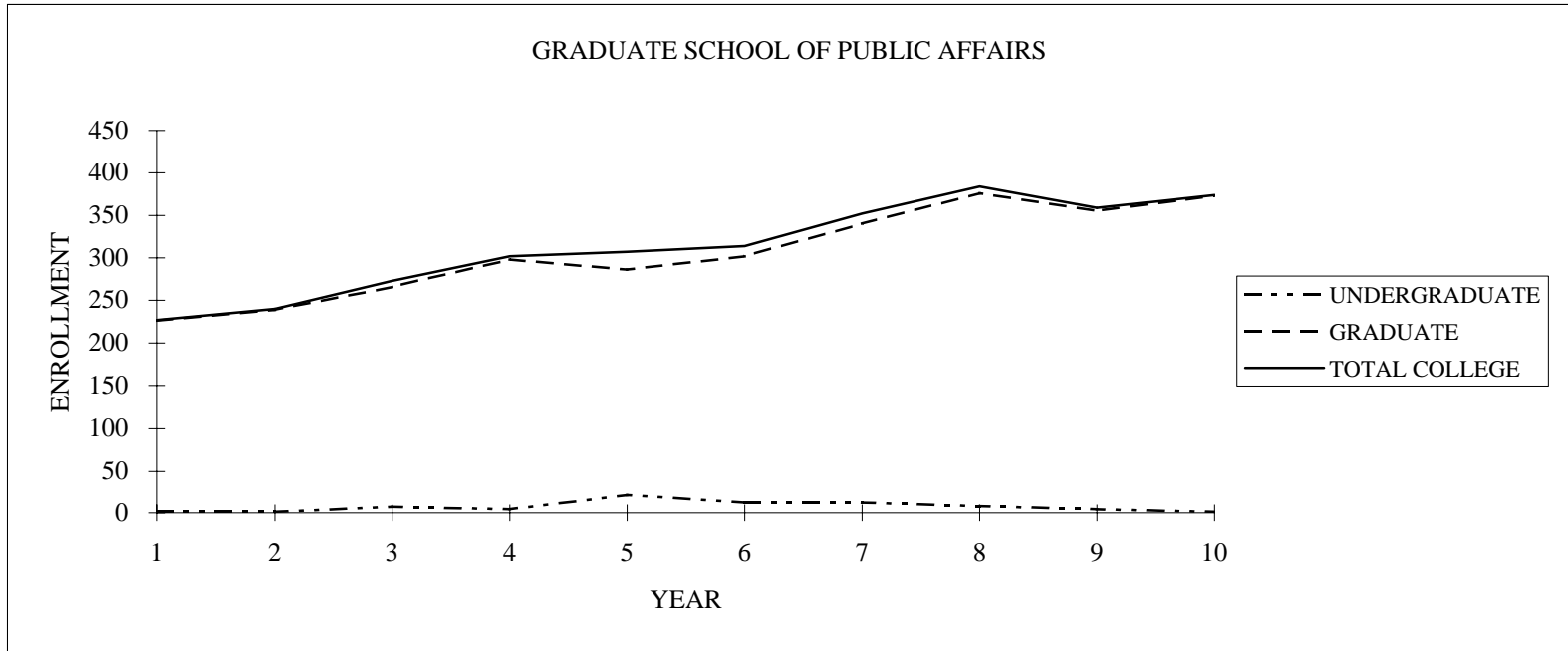
COLLEGE OF OCEAN AND FISHERY SCIENCES-AUTUMN

	1998	1999	2000	2001	2002	2003	2004	2005	2006	2007
UNDERGRADUATE	142	143	129	149	149	158	169	166	204	190
GRADUATE	243	222	233	250	249	247	248	235	230	223
TOTAL COLLEGE	385	365	362	399	398	405	417	401	434	413



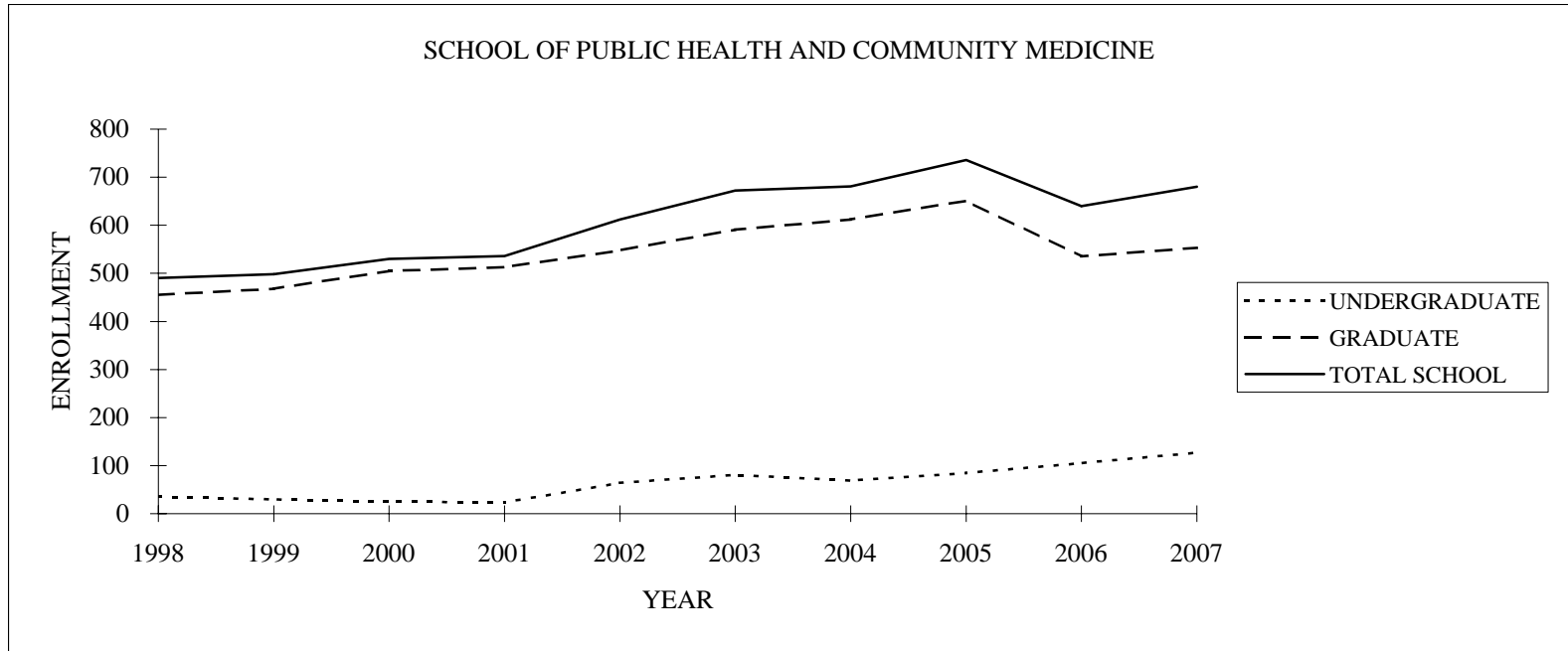
SCHOOL OF PHARMACY-AUTUMN

	1998	1999	2000	2001	2002	2003	2004	2005	2006	2007
UNDERGRADUATE	2	1	2		1	2	2	1	1	2
GRADUATE	54	49	51	55	57	55	64	66	60	64
PROFESSIONAL	358	353	353	345	356	392	406	415	388	383
TOTAL SCHOOL	414	403	406	400	414	449	472	482	449	449



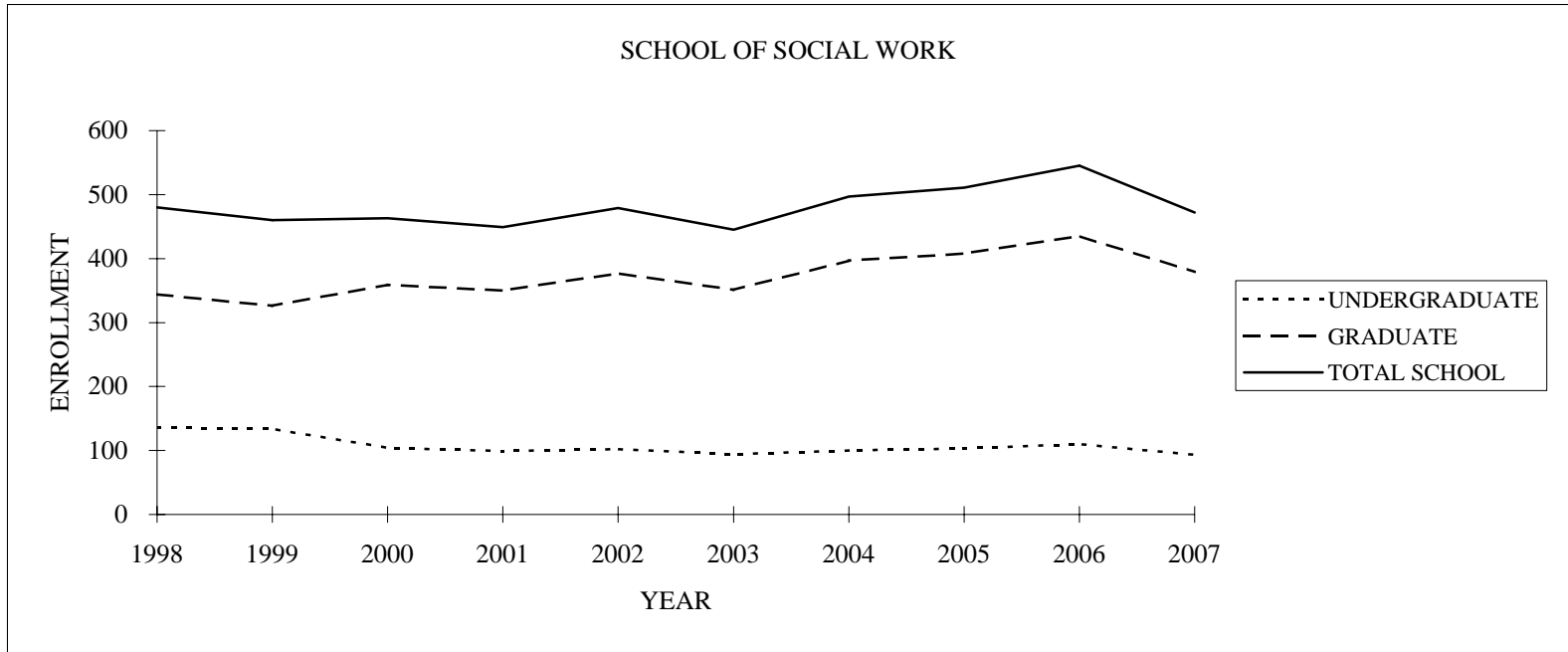
GRADUATE SCHOOL OF PUBLIC AFFAIRS-AUTUMN

	1998	1999	2000	2001	2002	2003	2004	2005	2006	2007
UNDERGRADUATE	1	1	7	4	21	12	12	8	4	1
GRADUATE	226	239	266	298	286	302	340	376	355	373
TOTAL COLLEGE	227	240	273	302	307	314	352	384	359	374



SCHOOL OF PUBLIC HEALTH AND COMMUNITY MEDICINE-AUTUMN

	1998	1999	2000	2001	2002	2003	2004	2005	2006	2007
UNDERGRADUATE	35	30	25	23	64	81	69	85	105	127
GRADUATE	455	468	505	513	548	591	612	651	535	553
TOTAL SCHOOL	490	498	530	536	612	672	681	736	640	680



SCHOOL OF SOCIAL WORK-AUTUMN

	1998	1999	2000	2001	2002	2003	2004	2005	2006	2007
UNDERGRADUATE	136	134	104	99	102	94	100	103	110	93
GRADUATE	344	326	359	350	377	351	397	408	435	379
TOTAL SCHOOL	480	460	463	449	479	445	497	511	545	472

University of Washington
Enrollment by New, Continuing and Returning Status
Bothell Campus

	Freshman		Sophomore		Junior		Senior		Fifth Year		Non-Matriculated		All Undergraduates		Professional		Graduate		Grand Total	
	Male	Female	Male	Female	Male	Female	Male	Female	Male	Female	Male	Female	Male	Female	Male	Female	Male	Female	Male	Female
Continuing	14	10	46	41	133	222	232	246	22	63	2	7	449	589	0	0	43	107	492	696
	24		87		355		478		85		9		1038		0	0	150		1188	
New	77	77	35	77	106	119	8	3	11	22	5	10	242	308	0	0	43	81	285	389
	154		112		225		11		33		15		550		0	0	124		674	
Returning	0	0	0	0	1	3	5	7	0	0	0	0	6	10	0	0	0	0	6	10
	0		0		4		12		0		0		16		0	0	0		16	
Total	91	87	81	118	240	344	245	256	33	85	7	17	697	907	0	0	86	188	783	1095
	178		199		584		501		118		24		1604		0	0	274		1878	

	Continuing		New		Returning		Total	
	#	%	#	%	#	%	#	%
Freshman	24	1.28%	154	8.20%	0	0.00%	178	9.48%
Sophomore	87	4.63%	112	5.96%	0	0.00%	199	10.60%
Junior	355	18.90%	225	11.98%	4	0.21%	584	31.10%
Senior	478	25.45%	11	0.59%	12	0.64%	501	26.68%
Fifth Year	85	4.53%	33	1.76%	0	0.00%	118	6.28%
Non-Matriculated	9	0.48%	15	0.80%	0	0.00%	24	1.28%
All Undergraduate	1038	55.27%	550	29.29%	16	0.85%	1604	85.41%
Professional	0	0.00%	0	0.00%	0	0.00%	0	0.00%
Graduate	150	7.99%	124	6.60%	0	0.00%	274	14.59%
Grand Total	1188	63.26%	674	35.89%	16	0.85%	1878	100.00%

University of Washington
Ethnic Enrollment
Bothell Campus

Autumn Quarter 2007

	Fresh	Soph	Junior	Senior	N-Mat.	5th Year	Undergrad. Total	Prof.	Grad.	All Students
African-American										
Female	2	6	12	4	0	1	25	0	3	28
Male	1	5	10	9	1	0	26	0	4	30
Total:	3	11	22	13	1	1	51	0	7	58
Asian										
Female	32	23	37	35	2	6	135	0	14	149
Male	37	30	45	45	0	3	160	0	13	173
Total:	69	53	82	80	2	9	295	0	27	322
Caucasian										
Female	37	65	207	156	11	67	543	0	136	679
Male	42	28	117	120	3	22	332	0	50	382
Total:	79	93	324	276	14	89	875	0	186	1061
Foreign										
Female	1	0	4	3	0	0	8	0	4	12
Male	0	5	5	4	0	1	15	0	2	17
Total:	1	5	9	7	0	1	23	0	6	29
Hawaiian/Pacific Islander										
Female	0	1	3	2	0	0	6	0	0	6
Male	0	0	1	1	0	0	2	0	0	2
Total:	0	1	4	3	0	0	8	0	0	8
Hispanic										
Female	9	7	18	11	0	1	46	0	4	50
Male	4	2	14	12	0	1	33	0	3	36
Total:	13	9	32	23	0	2	79	0	7	86
Native American										
Female	1	1	7	2	0	2	13	0	2	15
Male	1	1	2	2	0	1	7	0	0	7
Total:	2	2	9	4	0	3	20	0	2	22
Other										
Female	5	15	56	43	4	8	131	0	25	156
Male	6	10	46	52	3	5	122	0	14	136
Total:	11	25	102	95	7	13	253	0	39	292
Campus Total:	178	199	584	501	24	118	1604	0	274	1878

Declared Majors by Class Standing Bothell Campus

15-Oct-07

	Freshman		Sophomore		Junior		Senior		5th Year		Non-Matriculate		All Undergraduate		Graduate		Professional		All Students	
	M	F	M	F	M	F	M	F	M	F	M	F	M	F	M	F	M	F	M	F
Applied Computing (Bothell)			1		2	1	1						4	1					4	1
	0		1		3		1		0		0		5		0		0		5	
Bothell Non Matriculated Student											4	8	4	8					4	8
	0		0		0		0		0		12		12		0		0		12	
Business Administration			22	19	102	70	125	77	3	1			252	167					252	167
	0		41		172		202		4		0		419		0		0		419	
Business Administration (Bothell)													0	0	53	26			53	26
	0		0		0		0		0		0		0		79		0		79	
Computing & Software Systems			4	1	47	3	49	11	13	1			113	16					113	16
	0		5		50		60		14		0		129		0		0		129	
Education (Bothell Campus)											2	8	2	8	16	69			18	77
	0		0		0		0		0		10		10		85		0		95	
Education (Certificate:Bothell Campus)									15	75			15	75					15	75
	0		0		0		0		90		0		90		0		0		90	
Education: Secondary Endorsement (Bothl)													0	0	2	9			2	9
	0		0		0		0		0		0		0		11		0		11	
Environmental Science - Bothell Campus									1				1	0					1	0
	0		0		0		0		1		0		1		0		0		1	
Interdisciplinary Studies			3	12	22	13	2		1				25	28					25	28
	0		15		35		2		1		0		53		0		0		53	

Note: Students with Double- or Triple-Majors are counted once in each major declared.

Declared Majors by Class Standing Bothell Campus

15-Oct-07

	Freshman		Sophomore		Junior		Senior		5th Year		Non-Matriculate		All Undergraduate		Graduate		Professional		All Students	
	M	F	M	F	M	F	M	F	M	F	M	F	M	F	M	F	M	F	M	F
Interdisciplinary Studies (AMS)			1	2	3	7	2	12					6	21					6	21
	0		3		10		14		0		0		27		0		0		27	
Interdisciplinary Studies (CLA)			2	5	5	21	6	20					13	46					13	46
	0		7		26		26		0		0		59		0		0		59	
Interdisciplinary Studies (CP)				15	1	34	4	21		1			5	71					5	71
	0		15		35		25		1		0		76		0		0		76	
Interdisciplinary Studies (Global St)			3	9	18	29	15	12					36	50					36	50
	0		12		47		27		0		0		86		0		0		86	
Interdisciplinary Studies (GST & SEB)						1							0	1					0	1
	0		0		1		0		0		0		1		0		0		1	
Interdisciplinary Studies (SEB & CP)							1						0	1					0	1
	0		0		0		1		0		0		1		0		0		1	
Interdisciplinary Studies (SEB)			1	11	5	46	21	55					27	112					27	112
	0		12		51		76		0		0		139		0		0		139	
Interdisciplinary Studies (STE)				1	11	13	13	10					24	24					24	24
	0		1		24		23		0		0		48		0		0		48	
Nursing (Bothell Campus)				2	19	95	8	35	1	6			28	138	2	48			30	186
	0		2		114		43		7		0		166		50		0		216	
Policy Studies (Bothell Campus)													0	0	13	36			13	36
	0		0		0		0		0		0		0		49		0		49	

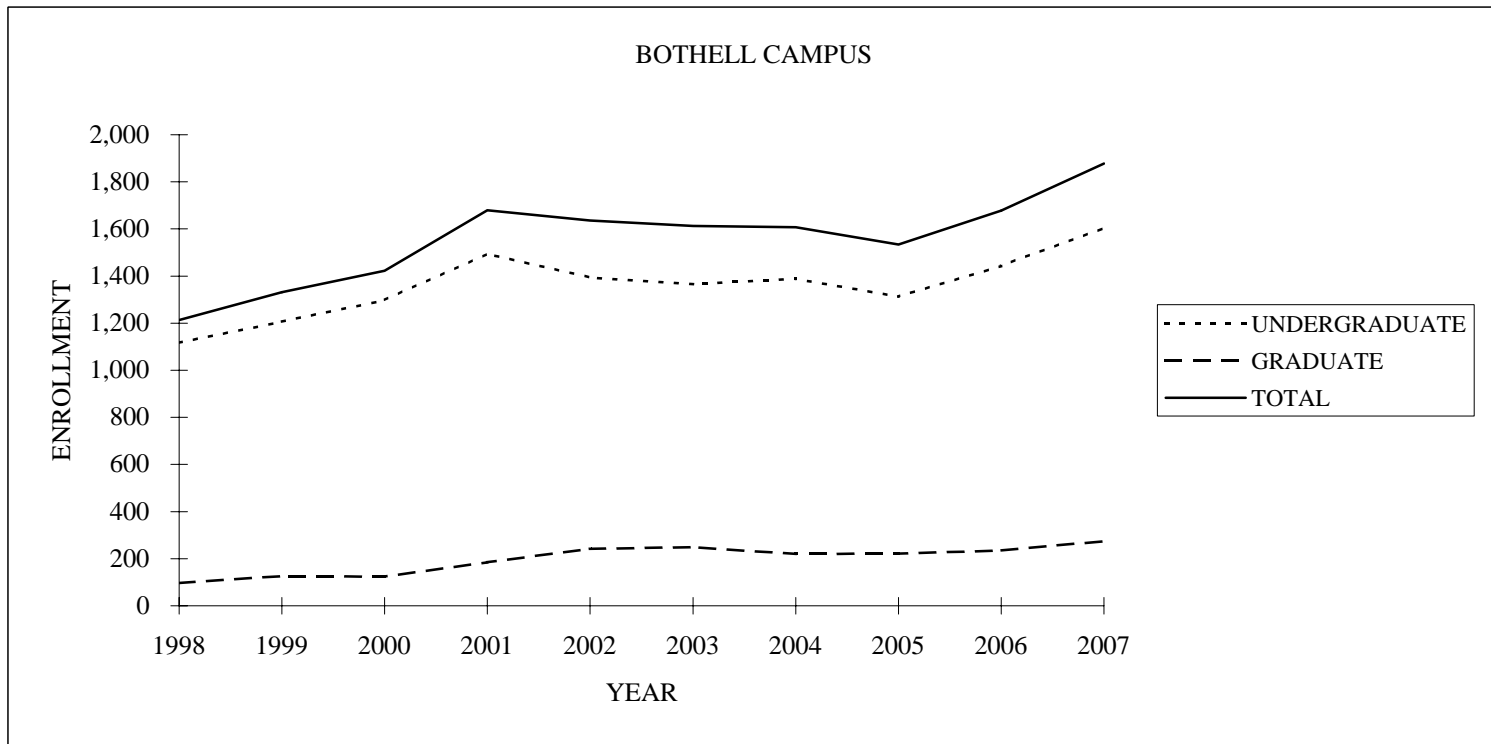
Note: Students with Double- or Triple-Majors are counted once in each major declared.

Declared Majors by Class Standing Bothell Campus

15-Oct-07

	Freshman		Sophomore		Junior		Senior		5th Year		Non-Matriculate		All Undergraduate		Graduate		Professional		All Students	
	M	F	M	F	M	F	M	F	M	F	M	F	M	F	M	F	M	F	M	F
Pre Nursing (Bothell)					2	6							2	6					2	6
	0		0		8		0		0		0		8		0		0		8	
Premajor (Bothell Campus)	91	87	44	39	3	3							138	129					138	129
	178		83		6		0		0		0		267		0		0		267	
Visiting from Seattle Campus				2		3	1	1			1	1	2	7					2	7
	0		2		3		2		0		2		9		0		0		9	

Note: Students with Double- or Triple-Majors are counted once in each major declared.



BOTHELL BRANCH CAMPUS - AUTUMN

	1998	1999	2000	2001	2002	2003	2004	2005	2006	2007
UNDERGRADUATE	1,117	1,206	1,298	1,494	1,394	1,365	1,388	1,313	1,443	1,604
GRADUATE	96	126	124	185	242	248	220	221	235	274
TOTAL	1,213	1,332	1,422	1,679	1,636	1,613	1,608	1,534	1,678	1,878

University of Washington
Enrollment by New, Continuing and Returning Status
Tacoma Campus

	Freshman		Sophomore		Junior		Senior		Fifth Year		Non-Matriculated		All Undergraduates		Professional		Graduate		Grand Total	
	Male	Female	Male	Female	Male	Female	Male	Female	Male	Female	Male	Female	Male	Female	Male	Female	Male	Female	Male	Female
Continuing	32	32	37	51	140	212	256	357	8	5	7	16	480	673	0	0	86	253	566	926
		64		88		352		613		13		23		1153		0		339		1492
New	91	108	23	54	235	384	4	1	3	4	30	26	386	577	0	0	46	87	432	664
		199		77		619		5		7		56		963		0		133		1096
Returning	0	6	0	0	19	30	0	3	1	1	2	3	22	43	0	0	0	0	22	43
		6		0		49		3		2		5		65		0		0		65
Total	123	146	60	105	394	626	260	361	12	10	39	45	888	1293	0	0	132	340	1020	1633
		269		165		1020		621		22		84		2181		0		472		2653

	Continuing		New		Returning		Total	
	#	%	#	%	#	%	#	%
Freshman	64	2.41%	199	7.50%	6	0.23%	269	10.14%
Sophomore	88	3.32%	77	2.90%	0	0.00%	165	6.22%
Junior	352	13.27%	619	23.33%	49	1.85%	1020	38.45%
Senior	613	23.11%	5	0.19%	3	0.11%	621	23.41%
Fifth Year	13	0.49%	7	0.26%	2	0.08%	22	0.83%
Non-Matriculated	23	0.87%	56	2.11%	5	0.19%	84	3.17%
All Undergraduate	1153	43.46%	963	36.30%	65	2.45%	2181	82.21%
Professional	0	0.00%	0	0.00%	0	0.00%	0	0.00%
Graduate	339	12.78%	133	5.01%	0	0.00%	472	17.79%
Grand Total	1492	56.24%	1096	41.31%	65	2.45%	2653	100.00%

University of Washington
Ethnic Enrollment
Tacoma Campus

Autumn Quarter 2007

	Fresh	Soph	Junior	Senior	N-Mat.	5th Year	Undergrad. Total	Prof.	Grad.	All Students
African-American										
Female	11	9	37	24	2	1	84	0	12	96
Male	11	3	27	12	2	1	56	0	7	63
Total:	22	12	64	36	4	2	140	0	19	159
Asian										
Female	47	13	61	33	5	2	161	0	13	174
Male	43	12	55	45	1	2	158	0	17	175
Total:	90	25	116	78	6	4	319	0	30	349
Caucasian										
Female	61	64	413	233	27	6	804	0	240	1044
Male	58	36	223	139	32	8	496	0	69	565
Total:	119	100	636	372	59	14	1300	0	309	1609
Foreign										
Female	0	0	2	1	0	0	3	0	3	6
Male	0	0	2	0	0	0	2	0	2	4
Total:	0	0	4	1	0	0	5	0	5	10
Hawaiian/Pacific Islander										
Female	2	0	7	6	0	0	15	0	2	17
Male	1	1	6	2	0	0	10	0	1	11
Total:	3	1	13	8	0	0	25	0	3	28
Hispanic										
Female	20	10	35	20	3	0	88	0	22	110
Male	7	1	31	9	0	0	48	0	6	54
Total:	27	11	66	29	3	0	136	0	28	164
Native American										
Female	0	2	11	6	0	0	19	0	8	27
Male	0	1	2	4	0	0	7	0	0	7
Total:	0	3	13	10	0	0	26	0	8	34
Other										
Female	5	7	60	38	8	1	119	0	40	159
Male	3	6	48	49	4	1	111	0	30	141
Total:	8	13	108	87	12	2	230	0	70	300
Campus Total:	269	165	1020	621	84	22	2181	0	472	2653

Declared Majors by Class Standing Tacoma Campus

15-Oct-07

	Freshman		Sophomore		Junior		Senior		5th Year		Non-Matriculate		All Undergraduate		Graduate		Professional		All Students	
	M	F	M	F	M	F	M	F	M	F	M	F	M	F	M	F	M	F	M	F
Accounting		1	2	1	35	51	30	44	3	1			70	98					70	98
	1			3		86		74		4		0		168		0		0		168
Business Administration			1		17	13	18	17					36	30					36	30
	0			1		30		35		0		0		66		0		0		66
Business Administration (Finance)					16	10	19	13					35	23					35	23
	0		0			26		32		0		0		58		0		0		58
Business Administration (Management)					13	13	17	7					30	20					30	20
	0		0			26		24		0		0		50		0		0		50
Business Administration (Marketing)		1			13	12	5	12					18	25					18	25
	1		0			25		17		0		0		43		0		0		43
Computer Engineering and Systems					3				1				4	0					4	0
	0		0			3		0		1		0		4		0		0		4
Computing & Software Systems					22	4	48	5	5	1	1	1	76	11	31	7			107	18
	0		0			26		53		6		2		87		38		0		125
Dual Enrollment Comput & Sftwr Sys (Tac)	2			1	2								4	1					4	1
	2		1		2		0		0			0		5		0		0		5
Education (Tacoma Campus)												1	1	0	34	118			35	118
	0		0		0		0		0			1	1		152		0		153	
Environmental Science - Tacoma Campus				1	9	21	5	15	1	1			15	38					15	38
	0		1		30		20		2		0		53		0		0		53	

Note: Students with Double- or Triple-Majors are counted once in each major declared.

Declared Majors by Class Standing Tacoma Campus

15-Oct-07

	Freshman		Sophomore		Junior		Senior		5th Year		Non-Matriculate		All Undergraduate		Graduate		Professional		All Students	
	M	F	M	F	M	F	M	F	M	F	M	F	M	F	M	F	M	F	M	F
Interdisciplinary Arts & Sciences	1	2	6	23	104	221	18	36					129	282					129	282
		3		29		325		54		0		0		411		0		0		411
Interdisciplinary Arts & Sciences (AMC)					1	10	2	9					3	19					3	19
	0		0			11		11		0		0		22		0		0		22
Interdisciplinary Arts & Sciences (AS)							1	4	2				4	3					4	3
	0		0			1		6		0		0		7		0		0		7
Interdisciplinary Arts & Sciences (COMM)				5	6	17	13	20	1	1			20	43					20	43
	0		5			23		33		2		0		63		0		0		63
Interdisciplinary Arts & Sciences (EGL)					1	2	1	2					2	4					2	4
	0		0			3		3		0		0		6		0		0		6
Interdisciplinary Arts & Sciences (EST)					3	4	2	1					5	5					5	5
	0		0			7		3		0		0		10		0		0		10
Interdisciplinary Arts & Sciences (GLBS)					2	3	1	4					3	7					3	7
	0		0			5		5		0		0		10		0		0		10
Interdisciplinary Arts & Sciences (GS)					5	11	6	28					11	39					11	39
	0		0			16		34		0		0		50		0		0		50
Interdisciplinary Arts & Sciences (PE)					6			8					14	0					14	0
	0		0			6		8		0		0		14		0		0		14
Interdisciplinary Arts & Sciences (PSY)				1	1	4	14	11	23				16	38					16	38
	0		2			18		34		0		0		54		0		0		54

Note: Students with Double- or Triple-Majors are counted once in each major declared.

Declared Majors by Class Standing Tacoma Campus

15-Oct-07

	Freshman		Sophomore		Junior		Senior		5th Year		Non-Matriculate		All Undergraduate		Graduate		Professional		All Students	
	M	F	M	F	M	F	M	F	M	F	M	F	M	F	M	F	M	F	M	F
Interdisciplinary Arts & Sciences (PV)					5	2	8	10					13	12					13	12
	0		0		7		18		0		0		25		0		0		25	
Interdisciplinary Arts & Sciences (SS)					8	38	12	55					20	93					20	93
	0		0		46		67		0		0		113		0		0		113	
Interdisciplinary Studies											1		1	0	10	28			11	28
	0		0		0		0		0		1		1		38		0		39	
Nonmatriculated - Tacoma											34	40	34	40					34	40
	0		0		0		0		0		74		74		0		0		74	
Nursing (Tacoma Campus)	2	2		4	10	102	2	22				3	14	133	5	80			19	213
	4		4		112		24		0		3		147		85		0		232	
Pre Business Administration (Tacoma)					2								2	0					2	0
	0		0		2		0		0		0		2		0		0		2	
Pre Computer Engineering & Sys (Tacoma)					17					1			17	1					17	1
	0		0		17		0		1		0		18		0		0		18	
Pre Computing and Software Sys (Tacoma)	2		6	1	48	8	3		1	2			60	11					60	11
	2		7		56		3		3		0		71		0		0		71	
Pre Nursing (Tacoma)				1	1								1	1					1	1
	0		1		1		0		0		0		2		0		0		2	
Premajor (Tacoma Campus)	114	140	38	58	10	9	1						163	207					163	207
	254		96		19		1		0		0		370		0		0		370	

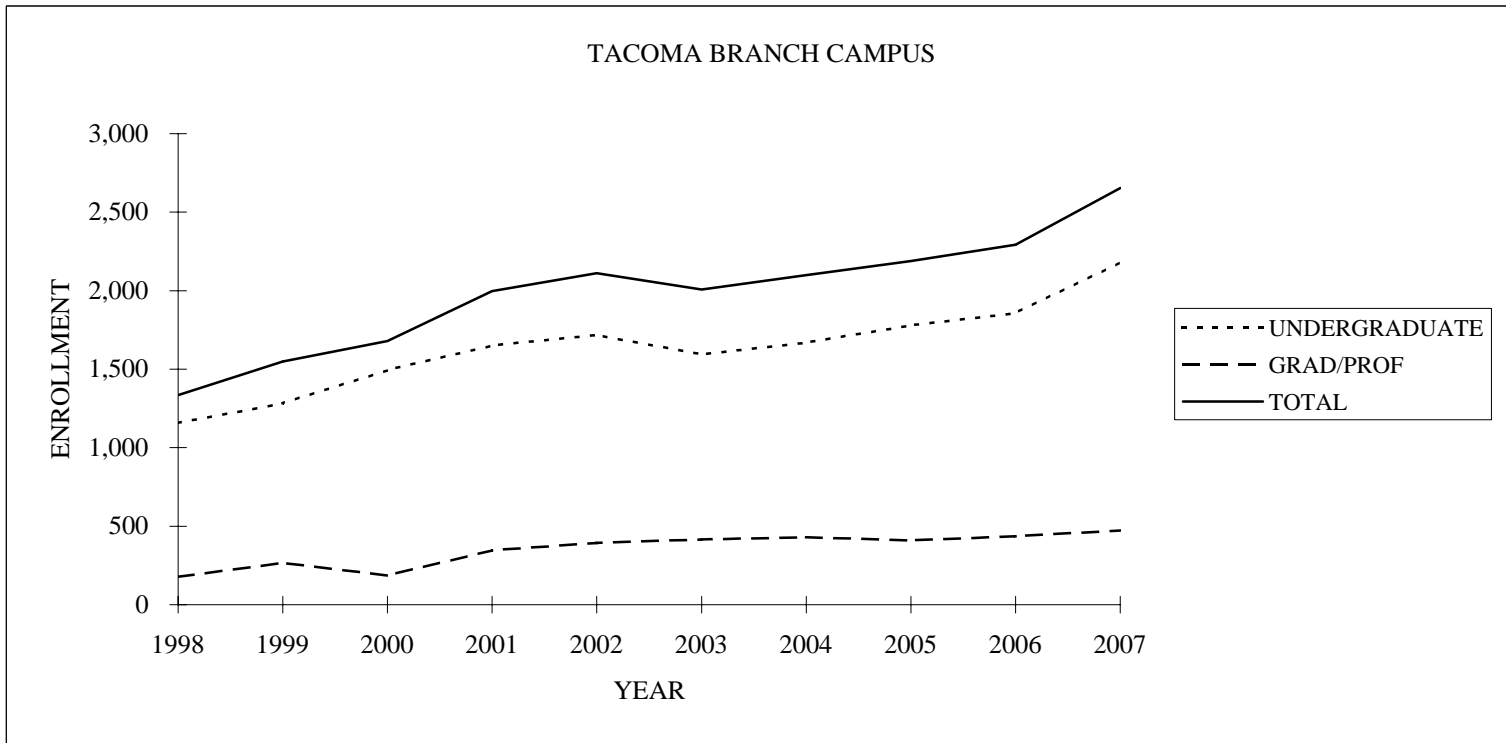
Note: Students with Double- or Triple-Majors are counted once in each major declared.

Declared Majors by Class Standing Tacoma Campus

15-Oct-07

	Freshman		Sophomore		Junior		Senior		5th Year		Non-Matriculate		All Undergraduate		Graduate		Professional		All Students	
	M	F	M	F	M	F	M	F	M	F	M	F	M	F	M	F	M	F	M	F
Social Welfare (Tacoma)			2	6	8	39	6	28		1			16	74					16	74
	0		8		47		34		1		0		90		0		0		90	
Social Work - Advanced Standing (Tacoma)													0	0		3			0	3
	0		0		0		0		0		0		0		3		0		3	
Social Work (Tacoma Campus)													0	0	16	85			16	85
	0		0		0		0		0		0		0		101		0		101	
Tacoma Dual Enrollment																				
	4		3	1	4	1	1	2					12	4					12	4
	4		4		5		3		0		0		16		0		0		16	
URBAN STUDIES																				
			2	1	23	17	17	5		2			42	25					42	25
	0		3		40		22		2		0		67		0		0		67	
UW Tacoma Master of Business Admin											2	1	2	1	36	17			38	18
	0		0		0		0		0		3		3		53		0		56	
Visiting from Seattle Campus																				
	1		2	2	1	5	3	4					7	11		2			7	13
	1		4		6		7		0		0		18		2		0		20	

Note: Students with Double- or Triple-Majors are counted once in each major declared.



TACOMA BRANCH CAMPUS - AUTUMN

	1998	1999	2000	2001	2002	2003	2004	2005	2006	2007
UNDERGRADUATE	1,157	1,281	1,494	1,651	1,718	1,593	1,670	1,779	1,856	2,181
GRAD/PROF	178	268	185	347	393	415	430	410	436	472
TOTAL	1,335	1,549	1,679	1,998	2,111	2,008	2,100	2,189	2,292	2,653