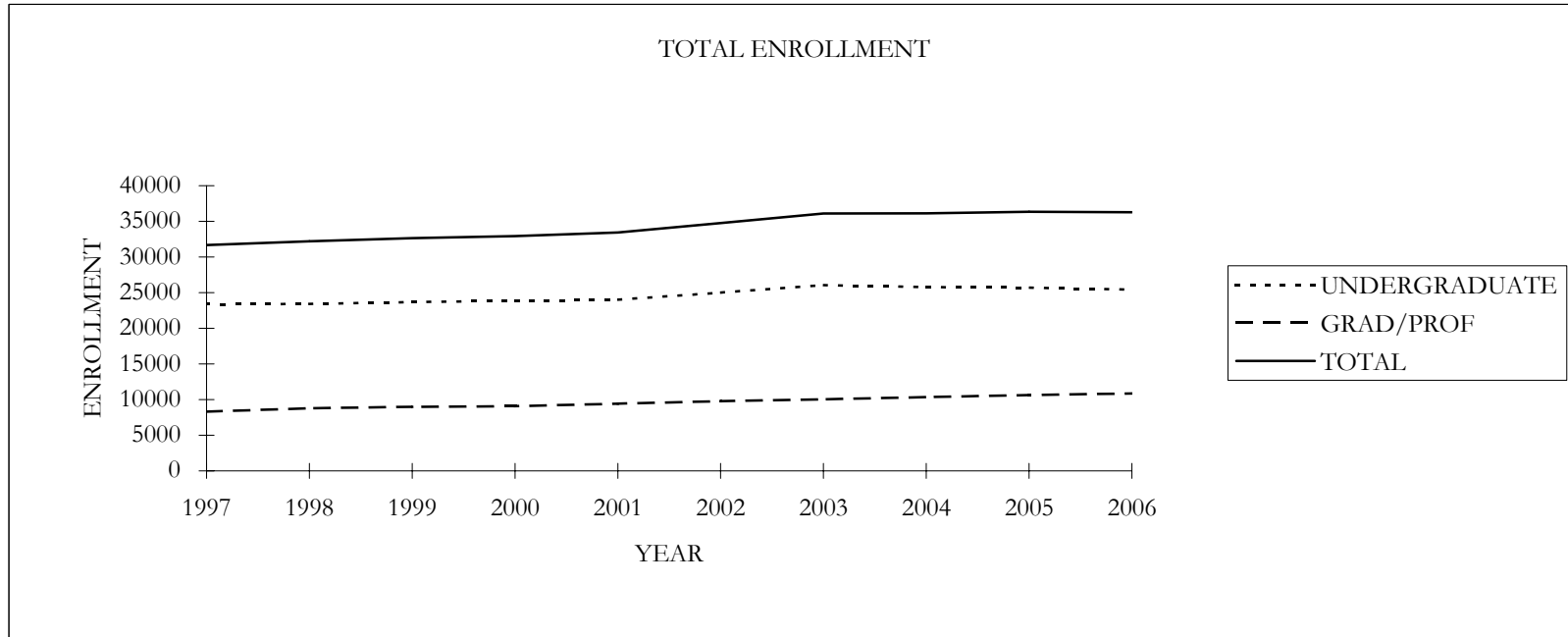


# University of Washington Quarterly Enrollment Profile Spring Quarter 2006



TOTAL ENROLLMENT

	1997	1998	1999	2000	2001	2002	2003	2004	2005	2006
UNDERGRADUATE	23368	23413	23671	23858	24011	24996	26057	25760	25695	25415
GRAD/PROF	8300	8785	8983	9071	9432	9769	10046	10357	10640	10863
TOTAL	31668	32198	32654	32929	33443	34765	36103	36117	36335	36278

University of Washington  
Quarterly Enrollment Profile for Spring Quarter 2006  
Table of Contents

---

**Seattle Campus**

Current Quarter Statistics

Total Enrollment by New, Continuing, Returning Status	1
Total Enrollment by Ethnic Division	2
Total Enrollment by School or College	3 - 5
Total Enrollment by Major	6 - 63
Foreign Student Enrollment by School or College	64 - 65
Professional Student Enrollment by New, Continuing, Returning Status	66
Credits Instructed by School or College	67

Historical Perspective

Enrollment by Term - 1946 to Present	68
Ethnic Enrollment Trend - 10 Year	69
Undergraduate Enrollment Trend - 10 Year	70
Enrollment Trend by School or College - 10 Year	71 - 87

**Bothell Campus**

Total Enrollment by New, Continuing, Returning Status	88
Total Enrollment by Ethnic Division	89
Total Enrollment by Major	90 - 92
Campus Enrollment Trend - 10 Year	93

**Tacoma Campus**

Total Enrollment by New, Continuing, Returning Status	94
Total Enrollment by Ethnic Division	95
Total Enrollment by Major	96 - 99
Campus Enrollment Trend - 10 Year	100

---

OTHER REPORTS AVAILABLE UPON REQUEST, 214 SCHMITZ HALL - 685-3940

STUDENTS BY COUNTY, STATE, COUNTRY  
RESIDENT - NON RESIDENT BY CREDIT HOUR  
ENROLLMENT BY NEW, CONTINUING, RETURNING STUDENTS  
NEW TRANSFER STUDENTS BY WASHINGTON 2-YR AND 4-YR SCHOOLS

ALL STUDENTS BY AGE  
RESIDENT/NON-RESIDENT BY COLLEGE  
FACULTY AND STAFF ONLY BY COLLEGE  
VETERANS

---

University of Washington  
 Enrollment by New, Continuing and Returning Status  
 Seattle Campus  
 Spring 2006

	Freshman		Sophomore		Junior		Senior		Fifth Year		Non-Matriculated		All Undergraduates		Professional		Graduate		Grand Total	
	Male	Female	Male	Female	Male	Female	Male	Female	Male	Female	Male	Female	Male	Female	Male	Female	Male	Female	Male	Female
Continuing	1647	1863	2118	2396	3001	3177	4584	4613	100	165	495	521	11945	12735	738	936	4281	4794	16964	18465
		3510		4514		6178		9197		265		1016		24680		1674		9075		35429
New	13	20	32	28	126	112	9	8	9	3	101	111	290	282	0	0	63	48	353	330
		33		60		238		17		12		212		572		0		111		683
Returning	4	4	11	9	22	9	27	32	0	1	16	28	80	83	0	3	0	0	80	86
		8		20		31		59		1		44		163		3		0		166
Total	1664	1887	2161	2433	3149	3298	4620	4653	109	169	612	660	12315	13100	738	939	4344	4842	17397	18881
		3551		4594		6447		9273		278		1272		25415		1677		9186		36278

	Continuing		New		Returning		Total	
	#	%	#	%	#	%	#	%
Freshman	3510	9.68%	33	0.09%	8	0.02%	3551	9.79%
Sophomore	4514	12.44%	60	0.17%	20	0.06%	4594	12.66%
Junior	6178	17.03%	238	0.66%	31	0.09%	6447	17.77%
Senior	9197	25.35%	17	0.05%	59	0.16%	9273	25.56%
Fifth Year	265	0.73%	12	0.03%	1	0.00%	278	0.77%
Non-Matriculated	1016	2.80%	212	0.58%	44	0.12%	1272	3.51%
All Undergraduate	24680	68.03%	572	1.58%	163	0.45%	25415	70.06%
Professional	1674	4.61%	0	0.00%	3	0.01%	1677	4.62%
Graduate	9075	25.02%	111	0.31%	0	0.00%	9186	25.32%
Grand Total	35429	97.66%	683	1.88%	166	0.46%	36278	100.00%

**University of Washington  
Ethnic Enrollment  
Seattle Campus**

**Spring Quarter 2006**

	<b>Fresh</b>	<b>Soph</b>	<b>Junior</b>	<b>Senior</b>	<b>N-Mat.</b>	<b>5th Year</b>	<b>Undergrad. Total</b>	<b>Prof.</b>	<b>Grad.</b>	<b>All Students</b>
<b>African-American</b>										
Female	57	85	112	160	12	2	428	13	124	565
Male	49	83	104	115	13	2	366	14	79	459
<b>Total:</b>	<b>106</b>	<b>168</b>	<b>216</b>	<b>275</b>	<b>25</b>	<b>4</b>	<b>794</b>	<b>27</b>	<b>203</b>	<b>1024</b>
<b>Asian</b>										
Female	518	711	860	1315	64	20	3488	179	455	4122
Male	450	577	809	1135	44	9	3024	82	340	3446
<b>Total:</b>	<b>968</b>	<b>1288</b>	<b>1669</b>	<b>2450</b>	<b>108</b>	<b>29</b>	<b>6512</b>	<b>261</b>	<b>795</b>	<b>7568</b>
<b>Caucasian</b>										
Female	977	1322	1812	2401	277	107	6896	614	2886	10396
Male	831	1161	1686	2516	213	69	6476	556	2323	9355
<b>Total:</b>	<b>1808</b>	<b>2483</b>	<b>3498</b>	<b>4917</b>	<b>490</b>	<b>176</b>	<b>13372</b>	<b>1170</b>	<b>5209</b>	<b>19751</b>
<b>Foreign</b>										
Female	120	53	87	133	13	4	410	34	641	1085
Male	116	50	90	133	15	1	405	8	831	1244
<b>Total:</b>	<b>236</b>	<b>103</b>	<b>177</b>	<b>266</b>	<b>28</b>	<b>5</b>	<b>815</b>	<b>42</b>	<b>1472</b>	<b>2329</b>
<b>Hawaiian/Pacific Islander</b>										
Female	16	15	22	26	1	0	80	23	13	116
Male	13	20	14	19	0	0	66	14	12	92
<b>Total:</b>	<b>29</b>	<b>35</b>	<b>36</b>	<b>45</b>	<b>1</b>	<b>0</b>	<b>146</b>	<b>37</b>	<b>25</b>	<b>208</b>
<b>Hispanic</b>										
Female	101	113	170	190	6	9	589	31	167	787
Male	89	89	154	169	13	6	520	24	98	642
<b>Total:</b>	<b>190</b>	<b>202</b>	<b>324</b>	<b>359</b>	<b>19</b>	<b>15</b>	<b>1109</b>	<b>55</b>	<b>265</b>	<b>1429</b>
<b>Native American</b>										
Female	22	30	48	61	2	2	165	25	57	247
Male	22	25	41	51	3	1	143	6	23	172
<b>Total:</b>	<b>44</b>	<b>55</b>	<b>89</b>	<b>112</b>	<b>5</b>	<b>3</b>	<b>308</b>	<b>31</b>	<b>80</b>	<b>419</b>
<b>Other</b>										
Female	76	104	187	367	285	25	1044	20	499	1563
Male	94	156	251	482	311	21	1315	34	638	1987
<b>Total:</b>	<b>170</b>	<b>260</b>	<b>438</b>	<b>849</b>	<b>596</b>	<b>46</b>	<b>2359</b>	<b>54</b>	<b>1137</b>	<b>3550</b>
<b>Campus Total:</b>	<b>3551</b>	<b>4594</b>	<b>6447</b>	<b>9273</b>	<b>1272</b>	<b>278</b>	<b>25415</b>	<b>1677</b>	<b>9186</b>	<b>36278</b>

## Student Count by College Seattle Campus

Friday, June 09, 2006

	Freshman		Sophomore		Junior		Senior		5th Year		Non-Matriculate		All Undergraduate		Graduate		Professional		All Students	
	M	F	M	F	M	F	M	F	M	F	M	F	M	F	M	F	M	F	M	F
	<b>Bothell Campus</b>					3	3	10	10	1	1			14	14	2	8			16
	0		0		6		20		2		0		28		10		0		38	
<b>College of Architecture and Urban Planning</b>	1			1	28	25	149	83	2	2	5	4	185	115	197	148			382	263
	1		1		53		232		4		9		300		345		0		645	
<b>College of Arts and Sciences</b>	1616	1840	2029	2330	2449	2866	3081	3693	56	70	13	7	9244	10806	1264	1283			10508	12089
	3456		4359		5315		6774		126		20		20050		2547		0		22597	
<b>College of Education</b>									1		7	19	8	19	185	484			193	503
	0		0		0		0		1		26		27		669		0		696	
<b>College of Engineering</b>	8	2	46	6	306	58	792	195	10	2	40	19	1202	282	844	263			2046	545
	10		52		364		987		12		59		1484		1107		0		2591	
<b>College of Forest Resources</b>	4	1	10	7	36	15	55	35	1	3	2	1	108	62	71	68			179	130
	5		17		51		90		4		3		170		139		0		309	
<b>College of Ocean and Fisheries Sciences</b>	5	14	13	15	31	25	34	30	1	2	2		86	86	95	115			181	201
	19		28		56		64		3		2		172		210		0		382	
<b>Interdisciplinary Graduate Programs</b>											4	4	4	4	292	339			296	343
	0		0		0		0		0		8		8		631		0		639	
<b>Interdisciplinary Undergraduate Studies</b>	27	27	21	21	14	32	24	46			514	529	600	655	2	2			602	657
	54		42		46		70		0		1043		1255		4		0		1259	
<b>Interschool or Intercollege Programs</b>	1		3	3	21	11	40	25			10	4	75	43	98	88			173	131
	1		6		32		65		0		14		118		186		0		304	

Note: Students with Double- or Triple-Majors across colleges are counted once in each college.

## Student Count by College Seattle Campus

Friday, June 09, 2006

	Freshman		Sophomore		Junior		Senior		5th Year		Non-Matriculate		All Undergraduate		Graduate		Professional		All Students	
	M	F	M	F	M	F	M	F	M	F	M	F	M	F	M	F	M	F	M	F
	<b>School of Business Administration</b>	4	2	31	43	244	193	461	410	8		2		742	656	613	270			1355
	6		74		437		871		8		2		1398		883		0		2281	
<b>School of Dentistry</b>											1		1	0	34	35	141	78	176	113
	0		0		0		0		0		1		1		69		219		289	
<b>School of Law</b>									3	1			3	1	90	71	200	278	293	350
	0		0		0		0		4		0		4		161		478		643	
<b>School of Medicine</b>		2	11	7	13	18	47	47	31	40	3	4	105	118	243	288	305	367	653	773
	2		18		31		94		71		7		223		531		672		1426	
<b>School of Nursing</b>					4	26	12	105	4	41	3	39	23	211	25	299			48	510
	0		0		30		117		45		42		234		324		0		558	
<b>School of Pharmacy</b>											1	2	1	2	27	30	92	216	120	248
	0		0		0		0		0		3		3		57		308		368	
<b>School of Public Affairs</b>												11	0	11	106	211			106	222
	0		0		0		0		0		11		11		317		0		328	
<b>School of Public Health and Community Medicine</b>					8	18	12	34			5	13	25	65	185	404			210	469
	0		0		26		46		0		18		90		589		0		679	
<b>School of Social Work</b>			2		5	26	13	50			1		18	79	65	323			83	402
	0		2		31		63		0		1		97		388		0		485	
<b>Tacoma Campus</b>					1	1	3	6					4	7	1	6			5	13
	0		0		2		9		0		0		11		7		0		18	

Note: Students with Double- or Triple-Majors across colleges are counted once in each college.

## Student Count by College Seattle Campus

Friday, June 09, 2006

---



---

	Freshman		Sophomore		Junior		Senior		5th Year		Non-Matriculate		All Undergraduate		Graduate		Professional		All Students		
	M	F	M	F	M	F	M	F	M	F	M	F	M	F	M	F	M	F	M	F	
<b>The Information School</b>			1		19	4	64	15			3	84	22	113	297					197	319
	0		1		23		79		0		3	106		410		0				516	
<b>Unduplicated Total for Seattle Campus:</b>	1664	1887	2161	2433	3149	3298	4620	4653	11594	12271	109	169	612	660	4344	4842	738	939	17397	18881	
	3551		4594		6447		9273		23865		278	1272		9186		1677				36278	

**Note: Students with Double- or Triple-Majors across colleges are counted once in each college.**

## Declared Majors by Class Standing Seattle Campus

Friday, June 09, 2006

**Bothell Campus**

Freshman		Sophomore		Junior		Senior		5th Year		Non-Matriculate		All Undergraduate		Graduate		Professional		All Students			
M	F	M	F	M	F	M	F	M	F	M	F	M	F	M	F	M	F	M	F		
				3	3	10	10	1	1			14	14	2	8					16	22
0		0		6		20		2		0		28		10		0				38	

**Visiting from Bothell Campus**

**Note: Students with Double- or Triple-Majors are counted once in each major declared.**

## Declared Majors by Class Standing Seattle Campus

Friday, June 09, 2006

College of Architecture and Urban Planning	Freshman		Sophomore		Junior		Senior		5th Year		Non-Matriculate		All Undergraduate		Graduate		Professional		All Students	
	M	F	M	F	M	F	M	F	M	F	M	F	M	F	M	F	M	F	M	F
	<b>Architecture</b>													0	0	81	65			81
	0		0		0		0		0		0		0		146		0		146	
<b>BUILT ENVIRONMENT</b>													0	0	9	3			9	3
	0		0		0		0		0		0		0		12		0		12	
<b>College of Architecture &amp; Urban Planning</b>						1		1					0	2					0	2
	0		0		1		1		0		0		2		0		0		2	
<b>Community and Environmental Planning</b>				1	10	12	16	27					26	40					26	40
	0		1		22		43		0		0		66		0		0		66	
<b>Construction Management</b>					8	1	66	7	1				75	8	1				76	8
	0		0		9		73		1		0		83		1		0		84	
<b>Construction Management (w/ Arch St)</b>							10	3					10	3					10	3
	0		0				13		0		0		13		0		0		13	
<b>Construction Management, Evening Deg Prog</b>											4	1	4	1	35	6			39	7
	0		0		0		0		0		5		5		41		0		46	
<b>Design &amp; Planning (Architectural Studies)</b>					9	10	48	34					57	44					57	44
	0		0		19		82		0		0		101		0		0		101	
<b>Landscape Architecture</b>					1	1	22	15	1	2			24	18	10	29			34	47
	0		0		2		37		3		0		42		39		0		81	

Note: Students with Double- or Triple-Majors are counted once in each major declared.

## Declared Majors by Class Standing Seattle Campus

Friday, June 09, 2006

---



---

**College of Architecture and Urban Planning**

	Freshman		Sophomore		Junior		Senior		5th Year		Non-Matriculate		All Undergraduate		Graduate		Professional		All Students	
	M	F	M	F	M	F	M	F	M	F	M	F	M	F	M	F	M	F	M	F
<b>Strategic Planning for Critical Infrastr</b>												1	0	1	25	13			25	14
	0		0		0		0		0		1		1		38		0		39	
<b>Urban Design &amp; Planning</b>											1	2	1	2	39	34			40	36
	0		0		0		0		0		3		3		73		0		76	
<b>Visiting Architecture</b>	1												1	0					1	0
	1		0		0		0		0		0		1		0		0		1	

---

**Note: Students with Double- or Triple-Majors are counted once in each major declared.**

## Declared Majors by Class Standing Seattle Campus

Friday, June 09, 2006

---



---

College of Arts and Sciences

	Freshman		Sophomore		Junior		Senior		5th Year		Non-Matriculate		All Undergraduate		Graduate		Professional		All Students	
	M	F	M	F	M	F	M	F	M	F	M	F	M	F	M	F	M	F	M	F
<b>Afro-American Studies</b>						1							0	1					0	1
	0		0		1		0		0		0		1		0		0		1	
<b>American Ethnic Studies</b>			3	2	14	26	52	75					69	103					69	103
	0		5		40		127		0		0		172		0		0		172	
<b>Anthropology</b>	1	3	5	15	33	73	52	124	2				93	215	29	54			122	269
	4		20		106		176		2		0		308		83		0		391	
<b>Anthropology, Evening Degree Program</b>							1						1	0					1	0
	0		0		0		1		0		0		1		0		0		1	
<b>App &amp; Comp Math Sci (Biol &amp; Life Sci)</b>					1		7	2					8	2					8	2
	0		0		1		9		0		0		10		0		0		10	
<b>App &amp; Comp Math Sci (Discrete Math &amp; AI)</b>					3		29	2	1				33	2					33	2
	0		0		3		31		1		0		35		0		0		35	
<b>App &amp; Comp Math Sci (Engineer &amp; Phy Sci)</b>					2	1	14	4					16	5					16	5
	0		0		3		18		0		0		21		0		0		21	
<b>App &amp; Comp Math Sci (Mathematical Econ)</b>							8	2					8	2					8	2
	0		0		0		10		0		0		10		0		0		10	
<b>App &amp; Comp Math Sci (Opertns Research)</b>							1	1					1	1					1	1
	0		0		0		2		0		0		2		0		0		2	

Note: Students with Double- or Triple-Majors are counted once in each major declared.

## Declared Majors by Class Standing Seattle Campus

Friday, June 09, 2006

---



---

College of Arts and Sciences

	Freshman		Sophomore		Junior		Senior		5th Year		Non-Matriculate		All Undergraduate		Graduate		Professional		All Students	
	M	F	M	F	M	F	M	F	M	F	M	F	M	F	M	F	M	F	M	F
<b>App &amp; Comp Math Sci (Sci Comp &amp; Num AI)</b>					1		6						7	0					7	0
	0		0		1		6		0		0		7		0		0		7	
<b>App &amp; Comp Math Sci (Social &amp; Behav Sci)</b>							2	2					2	2					2	2
	0		0		0		4		0		0		4		0		0		4	
<b>App &amp; Comp Math Sci (Statistics)</b>						2	1	3					1	5					1	5
	0		0		2		4		0		0		6		0		0		6	
<b>Applied Mathematics</b>											2	2	2	2	41	10			43	12
	0		0		0		0		0		4		4		51		0		55	
<b>Applied Music (Composition)</b>					1		1						2	0					2	0
	0		0		1		1		0		0		2		0		0		2	
<b>Applied Music (Music Education)</b>		1	2	2	2	1	10	14	1	2			15	20					15	20
	1		4		3		24		3		0		35		0		0		35	
<b>Applied Music (Orchestral Instruments)</b>	3	2	7	1	8	4	5	6					23	13					23	13
	5		8		12		11		0		0		36		0		0		36	
<b>Applied Music (Piano)</b>		1			1		3	3					4	4					4	4
	1		0		1		6		0		0		8		0		0		8	
<b>Applied Music (String Instruments)</b>		2	1	1	3		1	1	2				4	7					4	7
	3		4		1		3		0		0		11		0		0		11	

Note: Students with Double- or Triple-Majors are counted once in each major declared.

## Declared Majors by Class Standing Seattle Campus

Friday, June 09, 2006

---



---

College of Arts and Sciences

	Freshman		Sophomore		Junior		Senior		5th Year		Non-Matriculate		All Undergraduate		Graduate		Professional		All Students	
	M	F	M	F	M	F	M	F	M	F	M	F	M	F	M	F	M	F	M	F
	<b>Applied Music (Voice)</b>				1	1		2	5					3	6					3
<b>Art (Ceramics)</b>	0		1		1		7		0		0		9		0		0		9	
<b>Art (Fibers)</b>					3	3	5	7					8	10	2	1			10	11
<b>Art (Interdisciplinary Visual Arts)</b>	0		0		6		12		0		0		18		3		0		21	
<b>Art (Metals)</b>					1	1							1	1	1	1			2	2
<b>Art (Painting and Drawing)</b>	0		0		2		0		0		0		2		2		0		4	
<b>Art (Sculpture)</b>				9	15	47	29	70					44	126	11	13			55	139
<b>Art (Visual Communication Design)</b>	0		9		62		99		0		0		170		24		0		194	
<b>Art (Ceramics)</b>				1		5		15					0	21		2		0	23	
<b>Art (Fibers)</b>	0		1		5		15		0		0		21		2		0		23	
<b>Art (Interdisciplinary Visual Arts)</b>		2	1	5	4	12	11	22					16	41	3	3			19	44
<b>Art (Metals)</b>	2		6		16		33		0		0		57		6		0		63	
<b>Art (Painting and Drawing)</b>				1	2	7	4	6	18				14	24		2			14	26
<b>Art (Photography)</b>	0		3		11		24		0		0		38		2		0		40	
<b>Art (Sculpture)</b>							4	7					4	7	1				5	7
<b>Art (Visual Communication Design)</b>	0		0		0		11		0		0		11		1		0		12	
<b>Applied Music (Voice)</b>							4	7					4	7	1				5	7
<b>Art (Ceramics)</b>	1		6	12	10	22	16	32	2				33	68	2	2			35	70
<b>Art (Fibers)</b>	1		18		32		48		2		0		101		4		0		105	

Note: Students with Double- or Triple-Majors are counted once in each major declared.

## Declared Majors by Class Standing Seattle Campus

Friday, June 09, 2006

---



---

**College of Arts and Sciences**

	Freshman		Sophomore		Junior		Senior		5th Year		Non-Matriculate		All Undergraduate		Graduate		Professional		All Students	
	M	F	M	F	M	F	M	F	M	F	M	F	M	F	M	F	M	F	M	F
<b>Art History</b>		6		8	4	33	9	66					13	113	8	32			21	145
	6		8		37		75		0		0		126		40		0		166	
<b>Asian Languages and Literature</b>						1	2	2			1		3	3	17	18			20	21
	0		0		1		4		0		1		6		35		0		41	
<b>Astronomy</b>	5	3	5	2	10	6	20	10		2			40	23	17	7			57	30
	8		7		16		30		2		0		63		24		0		87	
<b>Atmospheric Sciences</b>	2	1	7	6	11	4	21	8					41	19	38	13			79	32
	3		13		15		29		0		0		60		51		0		111	
<b>Audiology</b>													0	0	5	23			5	23
	0		0		0		0		0		0		0		28		0		28	
<b>Biochemistry</b>	26	36	32	51	87	85	185	169	4	3			334	344					334	344
	62		83		172		354		7		0		678		0		0		678	
<b>Biology</b>							1	6					1	6					1	6
	0		0		0		7		0		0		7		0		0		7	
<b>Biology (Cell and Molecular Biology)</b>					1		4	14	1	1			6	15					6	15
	0		0		1		18		2		0		21		0		0		21	
<b>Biology (Ecology and Evolution)</b>					5	8	8	20	2				15	28					15	28
	0		0		13		28		2		0		43		0		0		43	

Note: Students with Double- or Triple-Majors are counted once in each major declared.

## Declared Majors by Class Standing Seattle Campus

Friday, June 09, 2006

---



---

College of Arts and Sciences

	Freshman		Sophomore		Junior		Senior		5th Year		Non-Matriculate		All Undergraduate		Graduate		Professional		All Students	
	M	F	M	F	M	F	M	F	M	F	M	F	M	F	M	F	M	F	M	F
<b>Biology (Environmental and Conservation)</b>				1	5	6	8	13		1			13	21					13	21
	0		1		11		21		1		0		34		0		0		34	
<b>Biology (General)</b>			2	10	27	49	61	96		2			90	157					90	157
	0		12		76		157		2		0		247		0		0		247	
<b>Biology (Molecular, Cellular &amp; Develop)</b>			4	6	42	50	102	165		3			148	224					148	224
	0		10		92		267		3		0		372		0		0		372	
<b>Biology (Physiology)</b>			2	6	28	43	72	121					102	170					102	170
	0		8		71		193		0		0		272		0		0		272	
<b>Biology (Plant)</b>				1	3	1	1	8		1			4	11					4	11
	0		1		4		9		1		0		15		0		0		15	
<b>Biology(Ecology, Evolution &amp; Conser Bio)</b>								1					0	1					0	1
	0		0		0		1		0		0		1		0		0		1	
<b>Botany</b>							2	2					2	2	8	14			10	16
	0		0		0		4		0		0		4		22		0		26	
<b>Chemistry</b>	24	32	25	39	35	39	78	91	2	2			164	203	114	90			278	293
	56		64		74		169		4		0		367		204		0		571	
<b>Chemistry (ACS Certified)</b>			1	2	10	7	19	16					30	25					30	25
	0		3		17		35		0		0		55		0		0		55	

Note: Students with Double- or Triple-Majors are counted once in each major declared.

## Declared Majors by Class Standing Seattle Campus

Friday, June 09, 2006

---



---

**College of Arts and Sciences**

	Freshman		Sophomore		Junior		Senior		5th Year		Non-Matriculate		All Undergraduate		Graduate		Professional		All Students	
	M	F	M	F	M	F	M	F	M	F	M	F	M	F	M	F	M	F	M	F
<b>Chemistry (Nanotechnology)</b>													0	0	9	4			9	4
	0		0		0		0		0		0		0		13		0		13	
<b>Chinese</b>					1	1	8	7	1	1			10	9					10	9
	0		0		2		15		2		0		19		0		0		19	
<b>Classical Studies</b>		1		1		6	3	8					3	16					3	16
	1		1		6		11		0		0		19		0		0		19	
<b>Classics</b>		1		1	4	1	7	8	1	2			12	13	9	14			21	27
	1		1		5		15		3		0		25		23		0		48	
<b>Communication</b>			7	29	47	168	83	260					137	457	21	50			158	507
	0		36		215		343		0		0		594		71		0		665	
<b>Communication (Digital Media)</b>													0	0	17	16			17	16
	0		0		0		0		0		0		0		33		0		33	
<b>Communication (Journalism)</b>		1	4	8	10	33	24	44					38	86					38	86
	1		12		43		68		0		0		124		0		0		124	
<b>Communication, Evening Degree Program</b>					1	4	7	21					8	25					8	25
	0		0		5		28		0		0		33		0		0		33	
<b>Communications</b>				1				1					0	2		1			0	3
	0		1		0		1		0		0		2		1		0		3	

Note: Students with Double- or Triple-Majors are counted once in each major declared.

## Declared Majors by Class Standing Seattle Campus

Friday, June 09, 2006

---



---

**College of Arts and Sciences**

	Freshman		Sophomore		Junior		Senior		5th Year		Non-Matriculate		All Undergraduate		Graduate		Professional		All Students	
	M	F	M	F	M	F	M	F	M	F	M	F	M	F	M	F	M	F	M	F
<b>Comparative History of Ideas</b>	2	5	6	16	20	54	52	66					80	141					80	141
		7		22		74		118		0		0		221		0		0		221
<b>Comparative Lit (Theory &amp; Criticism)</b>													0	0	1	1			1	1
	0		0		0		0		0		0		0		2		0			2
<b>Comparative Literature</b>			2	4	7	12	13	20	1				23	36	16	20			39	56
	0		6		19		33		1		0		59		36		0			95
<b>Comparative Literature (Cinema Studies)</b>	1		6	3	25	10	26	22					58	35					58	35
	1		9		35		48		0		0		93		0		0			93
<b>Computational Linguistics</b>													0	0	15	8			15	8
	0		0		0		0		0		0		0		23		0			23
<b>Computer Science</b>	3		34	3	59	16	120	29	7				223	48					223	48
	3		37		75		149		7		0		271		0		0			271
<b>Dance</b>		4		2		8		16					0	30	2	4			2	34
		4		2		8		16		0	0		30		6		0			36
<b>Danish</b>		2	2			1	1	2					3	5					3	5
		2		2		1		3		0	0		8		0		0			8
<b>Digital Arts and Experimental Media</b>		1	1	3	5	3	12	1					18	8	4	4			22	12
		1		4		8		13		0	0		26		8		0			34

Note: Students with Double- or Triple-Majors are counted once in each major declared.

## Declared Majors by Class Standing Seattle Campus

Friday, June 09, 2006

---



---

**College of Arts and Sciences**

	Freshman		Sophomore		Junior		Senior		5th Year		Non-Matriculate		All Undergraduate		Graduate		Professional		All Students	
	M	F	M	F	M	F	M	F	M	F	M	F	M	F	M	F	M	F	M	F
<b>Drama</b>		1	2	8	12	23	30	44		1			44	77	5	6			49	83
	1		10		35		74		1		0		121		11		0		132	
<b>Drama (Acting)</b>													0	0	14	14			14	14
	0		0		0		0		0		0		0		28		0		28	
<b>Drama (Design - Costume)</b>													0	0	2	4			2	4
	0		0		0		0		0		0		0		6		0		6	
<b>Drama (Design - Lighting)</b>													0	0	1	2			1	2
	0		0		0		0		0		0		0		3		0		3	
<b>Drama (Design - Scenery)</b>													0	0	4	1			4	1
	0		0		0		0		0		0		0		5		0		5	
<b>Drama (Directing)</b>													0	0	1	2			1	2
	0		0		0		0		0		0		0		3		0		3	
<b>Earth and Space Sciences</b>	2	1	1	3	11	12	28	19					42	35					42	35
	3		4		23		47		0		0		77		0		0		77	
<b>Earth and Space Sciences (Biology)</b>			1	1		1	5	6					6	8					6	8
	0		2		1		11		0		0		14		0		0		14	
<b>Earth and Space Sciences (Environmental)</b>						1							1	0					1	0
	0		0		1		0		0		0		1		0		0		1	

Note: Students with Double- or Triple-Majors are counted once in each major declared.

## Declared Majors by Class Standing Seattle Campus

Friday, June 09, 2006

---



---

**College of Arts and Sciences**

	Freshman		Sophomore		Junior		Senior		5th Year		Non-Matriculate		All Undergraduate		Graduate		Professional		All Students	
	M	F	M	F	M	F	M	F	M	F	M	F	M	F	M	F	M	F	M	F
<b>Earth and Space Sciences (Physics)</b>			1		1		3	2					4	3					4	3
	0		1		1		5		0		0		7		0		0		7	
<b>Economics</b>		1	19	19	175	82	381	170					575	272	65	31			640	303
	1		38		257		551		0		0		847		96		0		943	
<b>English</b>			8	22	59	121	141	215	1	2			209	360	55	78			264	438
	0		30		180		356		3		0		569		133		0		702	
<b>English (Creative Writing)</b>							2	1					2	1	10	17			12	18
	0		0		0		3		0		0		3		27		0		30	
<b>English (English as 2nd Language)</b>													0	0	5	20			5	20
	0		0		0		0		0		0		0		25		0		25	
<b>English (Theory and Criticism)</b>													0	0	2	2			2	2
	0		0		0		0		0		0		0		4		0		4	
<b>English, Evening Degree Program</b>					2	3	5	18		1			7	22					7	22
	0		0		5		23		1		0		29		0		0		29	
<b>Ethnomusicology</b>							4	2					4	2					4	2
	0		0		0		6		0		0		6		0		0		6	
<b>Exchange - Arts and Sciences</b>	44	66	1		4								45	70					45	70
	110		1		4		0		0		0		115		0		0		115	

Note: Students with Double- or Triple-Majors are counted once in each major declared.

## Declared Majors by Class Standing Seattle Campus

Friday, June 09, 2006

---



---

**College of Arts and Sciences**

	Freshman		Sophomore		Junior		Senior		5th Year		Non-Matriculate		All Undergraduate		Graduate		Professional		All Students	
	M	F	M	F	M	F	M	F	M	F	M	F	M	F	M	F	M	F	M	F
<b>Extended Pre Business Administration</b>			1		20	24	7	3					28	27					28	27
	0		1		44		10		0		0		55		0		0		55	
<b>Extended Pre Engineering</b>					47	9	19	4					66	13					66	13
	0		0		56		23		0		0		79		0		0		79	
<b>Extended Pre Major</b>			2		148	202	94	96					244	298					244	298
	0		2		350		190		0		0		542		0		0		542	
<b>French</b>		3	1	16	2	18	13	42					16	79					16	79
	3		17		20		55		0		0		95		0		0		95	
<b>French Studies</b>													0	0	2	9			2	9
	0		0		0		0		0		0		0		11		0		11	
<b>General Studies</b>			1		1	15	20	66					22	81					22	81
	0		1		16		86		0		0		103		0		0		103	
<b>Geography</b>			5	5	39	13	87	42					131	60	39	31			170	91
	0		10		52		129		0		0		191		70		0		261	
<b>Geography (GTTL)</b>													0	0	1				0	1
	0		0		0		0		0		0		0		1		0		1	
<b>Geological Sciences</b>					1	1							1	1	20	32			21	33
	0		0		1	1			0		0		2		52		0		54	

**Note: Students with Double- or Triple-Majors are counted once in each major declared.**

## Declared Majors by Class Standing Seattle Campus

Friday, June 09, 2006

---



---

**College of Arts and Sciences**

	Freshman		Sophomore		Junior		Senior		5th Year		Non-Matriculate		All Undergraduate		Graduate		Professional		All Students	
	M	F	M	F	M	F	M	F	M	F	M	F	M	F	M	F	M	F	M	F
	<b>Geophysics</b>													0	0	19	12			19
	0		0		0		0		0		0		0		31		0		31	
<b>German Cultural Studies</b>				1		2	3	4					3	7					3	7
	0		1		2		7		0		0		10		0		0		10	
<b>German Language and Literature</b>					3	3	7	10					10	13					10	13
	0		0		6		17		0		0		23		0		0		23	
<b>Germanics</b>					1	1	1	2					2	3	6	15			8	18
	0		0		2		3		0		0		5		21		0		26	
<b>Greek</b>							1						1	0					1	0
	0		0		0		1		0		0		1		0		0		1	
<b>Hispanic Studies</b>												1	1	0	1	8			2	8
	0		0		0		0		0		1		1		9		0		10	
<b>History</b>			11	13	70	71	133	113		1			214	198	43	34			257	232
	0		24		141		246		1		0		412		77		0		489	
<b>History and Philosophy of Science</b>					1	2	2	2	1				4	4					4	4
	0		0		3		4		1		0		8		0		0		8	
<b>History, Evening Degree Program</b>							1						1	0					1	0
	0		0		0		1		0		0		1		0		0		1	

Note: Students with Double- or Triple-Majors are counted once in each major declared.

## Declared Majors by Class Standing Seattle Campus

Friday, June 09, 2006

---



---

**College of Arts and Sciences**

	Freshman		Sophomore		Junior		Senior		5th Year		Non-Matriculate		All Undergraduate		Graduate		Professional		All Students	
	M	F	M	F	M	F	M	F	M	F	M	F	M	F	M	F	M	F	M	F
<b>Humanities, Evening Degree Program</b>			2	2	6	15	9	15	2	4			19	36					19	36
	0		4		21		24		6		0		55		0		0		55	
<b>International Studies (Asia)</b>	6	8	7	6	17	18	44	42					74	74					74	74
	14		13		35		86		0		0		148		0		0		148	
<b>International Studies (China)</b>													0	0	8	9			8	9
	0		0		0		0		0		0		0		17		0		17	
<b>International Studies (Comp Religion)</b>		1	3	4	11	11	26	25					40	41	4	10			44	51
	1		7		22		51		0		0		81		14		0		95	
<b>International Studies (Int. Studies)</b>			3	3	17	33	69	78					89	114	19	27			108	141
	0		6		50		147		0		0		203		46		0		249	
<b>International Studies (Japan)</b>													0	0	13	3			13	3
	0		0		0		0		0		0		0		16		0		16	
<b>International Studies (Jewish Studies)</b>		1			1		4	3					5	4					5	4
	1		0		1		7		0		0		9		0		0		9	
<b>International Studies (Korea)</b>													0	0	4	4			4	4
	0		0		0		0		0		0		0		8		0		8	
<b>International Studies (Latin America)</b>	1	4	3	5	5	18	12	24					21	51					21	51
	5		8		23		36		0		0		72		0		0		72	

**Note: Students with Double- or Triple-Majors are counted once in each major declared.**

## Declared Majors by Class Standing Seattle Campus

Friday, June 09, 2006

---



---

**College of Arts and Sciences**

	Freshman		Sophomore		Junior		Senior		5th Year		Non-Matriculate		All Undergraduate		Graduate		Professional		All Students	
	M	F	M	F	M	F	M	F	M	F	M	F	M	F	M	F	M	F	M	F
<b>International Studies(Rus, E.E.,&amp;C.Asia)</b>													0	0	9	20			9	20
	0		0		0		0		0		0		0		29		0		29	
<b>International Studies: Canada</b>						1							0	1					0	1
	0		0		1		0		0		0		1		0		0		1	
<b>International Studies: Europe</b>		7	3	11	7	27	14	32					24	77					24	77
	7		14		34		46		0		0		101		0		0		101	
<b>International Studies: Middle East</b>													0	0	4	6			4	6
	0		0		0		0		0		0		0		10		0		10	
<b>International Studies: South Asia</b>													0	0	3	7			3	7
	0		0		0		0		0		0		0		10		0		10	
<b>Italian</b>					2	5	2	12					4	17					4	17
	0		0		7		14		0		0		21		0		0		21	
<b>Italian Studies</b>													0	0	1	4			1	4
	0		0		0		0		0		0		0		5		0		5	
<b>Japanese</b>			1	2	13	13	35	14					49	29					49	29
	0		3		26		49		0		0		78		0		0		78	
<b>Korean</b>						3							0	3					0	3
	0		0		3		0		0		0		3		0		0		3	

Note: Students with Double- or Triple-Majors are counted once in each major declared.

## Declared Majors by Class Standing Seattle Campus

Friday, June 09, 2006

---



---

**College of Arts and Sciences**

	Freshman		Sophomore		Junior		Senior		5th Year		Non-Matriculate		All Undergraduate		Graduate		Professional		All Students	
	M	F	M	F	M	F	M	F	M	F	M	F	M	F	M	F	M	F	M	F
	<b>Latin</b>							2	1		1			2	2					2
	0		0		0		3		1		0		4		0		0		4	
<b>Law, Societies, and Justice</b>			1		20	24	33	55					54	79					54	79
	0		1		44		88		0		0		133		0		0		133	
<b>Linguistics</b>				4	11	16	33	44		1	3		47	65	19	14			66	79
	0		4		27		77		1	3		112		33		0		145		
<b>Mathematics</b>			6	3	34	25	91	43	1		1		133	71	76	17			209	88
	0		9		59		134		1		1		204		93		0		297	
<b>Mathematics (Comprehensive)</b>			6	1	17	4	30	6		1			53	12					53	12
	0		7		21		36		1		0		65		0		0		65	
<b>Mathematics (Liberal Arts)</b>							2						2	0					2	0
	0		0		0		2		0		0		2		0		0		2	
<b>Mathematics (Mathematical Sciences)</b>							1						1	0					1	0
	0		0		0		1		0		0		1		0		0		1	
<b>Mathematics (Philosophy)</b>					2	1	2						4	1					4	1
	0		0		3		2		0		0		5		0		0		5	
<b>Mathematics (Pure Mathematics)</b>							1						1	0					1	0
	0		0		0		1		0		0		1		0		0		1	

Note: Students with Double- or Triple-Majors are counted once in each major declared.

## Declared Majors by Class Standing Seattle Campus

Friday, June 09, 2006

---



---

College of Arts and Sciences

	Freshman		Sophomore		Junior		Senior		5th Year		Non-Matriculate		All Undergraduate		Graduate		Professional		All Students	
	M	F	M	F	M	F	M	F	M	F	M	F	M	F	M	F	M	F	M	F
<b>Mathematics (Teacher Preparation)</b>			1		3	3	5	7					9	10					9	10
	0		1		6		12		0		0		19		0		0		19	
<b>Microbiology</b>			2	2	8	15	39	68	1				50	85					50	85
	0		4		23		107		1		0		135		0		0		135	
<b>Music</b>	1	5	9	9	16	9	33	32					59	55	1				60	55
	6		18		25		65		0		0		114		1		0		115	
<b>Music (Brass)</b>													0	0	10	1			10	1
	0		0		0		0		0		0		0		11		0		11	
<b>Music (Choral Conducting)</b>													0	0	8	4			8	4
	0		0		0		0		0		0		0		12		0		12	
<b>Music (Composition)</b>													0	0	6	4			6	4
	0		0		0		0		0		0		0		10		0		10	
<b>Music (Education)</b>													0	0	8	6			8	6
	0		0		0		0		0		0		0		14		0		14	
<b>Music (Ethnomusicology)</b>													0	0	11	12			11	12
	0		0		0		0		0		0		0		23		0		23	
<b>Music (Guitar)</b>	1		1		4		2						8	0					8	0
	1		1		4		2		0		0		8		0		0		8	

Note: Students with Double- or Triple-Majors are counted once in each major declared.

## Declared Majors by Class Standing Seattle Campus

Friday, June 09, 2006

---



---

College of Arts and Sciences

	Freshman		Sophomore		Junior		Senior		5th Year		Non-Matriculate		All Undergraduate		Graduate		Professional		All Students	
	M	F	M	F	M	F	M	F	M	F	M	F	M	F	M	F	M	F	M	F
	<b>Music (Instrumental Conducting)</b>													0	0	7	3			7
		0		0		0		0		0		0		0		10		0		10
<b>Music (Jazz Studies)</b>	1	1	4		6		10	3					21	4					21	4
		2		4		6		13		0		0		25		0		0		25
<b>Music (Opera Production)</b>													0	0	1				1	0
		0		0		0		0		0		0		0		1		0		1
<b>Music (Organ)</b>													0	0	5	4			5	4
		0		0		0		0		0		0		0		9		0		9
<b>Music (Percussion)</b>													0	0	1	2			1	2
		0		0		0		0		0		0		0		3		0		3
<b>Music (Piano)</b>													0	0	4	8			4	8
		0		0		0		0		0		0		0		12		0		12
<b>Music (Strings)</b>													0	0	5	3			5	3
		0		0		0		0		0		0		0		8		0		8
<b>Music (Theory)</b>													0	0	8				8	0
		0		0		0		0		0		0		0		8		0		8
<b>Music (Voice)</b>													0	0	5	10			5	10
		0		0		0		0		0		0		0		15		0		15

Note: Students with Double- or Triple-Majors are counted once in each major declared.

## Declared Majors by Class Standing Seattle Campus

Friday, June 09, 2006

---



---

College of Arts and Sciences

	Freshman		Sophomore		Junior		Senior		5th Year		Non-Matriculate		All Undergraduate		Graduate		Professional		All Students				
	M	F	M	F	M	F	M	F	M	F	M	F	M	F	M	F	M	F	M	F			
<b>Music (Woodwinds)</b>													0	0	5	7					5	7	
	0		0		0		0		0		0		0		12		0				12		
<b>Music History</b>													0	0	2	6					2	6	
	0		0		0		0		0		0		0		8		0				8		
<b>Near Eastern Languages &amp; Civilization</b>				1	1	4	1	3		2			2	10	6	4					8	14	
	0		1		5		4		2		0		12		10		0				22		
<b>Near Eastern Studies: Biblical &amp; Ancient</b>						1		2					0	3							0	3	
	0		0		1		2		0		0		3		0		0				3		
<b>Near Eastern Studies: Comp Islamic St</b>						1	4	4					4	5							4	5	
	0		0		1		8		0		0		9		0		0				9		
<b>Near Eastern Studies: Culture &amp; Civ</b>						1	1	6					1	7							1	7	
	0		0		1		7		0		0		8		0		0				8		
<b>Near Eastern Studies: Lang &amp; Civ</b>						1																	
	1	1	3	3	3	5	7	12					14	21							14	21	
	2		6		8		19		0		0		35		0		0				35		
<b>Neurobiology</b>						6	6	42	57	1	1			49	64							49	64
	0		0		12		99		2		0		113		0		0				113		
<b>Norwegian</b>				1			3	5					3	6							3	6	
	0		1		0		8		0		0		9		0		0				9		

Note: Students with Double- or Triple-Majors are counted once in each major declared.

## Declared Majors by Class Standing Seattle Campus

Friday, June 09, 2006

---



---

**College of Arts and Sciences**

	Freshman		Sophomore		Junior		Senior		5th Year		Non-Matriculate		All Undergraduate		Graduate		Professional		All Students	
	M	F	M	F	M	F	M	F	M	F	M	F	M	F	M	F	M	F	M	F
<b>Philosophy</b>			8	4	42	24	89	36	2				141	64	18	9			159	73
	0		12		66		125		2		0		205		27		0		232	
<b>Physics</b>	18	3	33	10	55	16	113	26	3	5	3	2	225	62	137	23			362	85
	21		43		71		139		8		5		287		160		0		447	
<b>Physics (Nanotechnology)</b>													0	0	2				2	0
	0		0		0		0		0		0		0		2		0		2	
<b>Political Science</b>			38	38	144	128	297	259		1			479	426	43	36			522	462
	0		76		272		556		1		0		905		79		0		984	
<b>Political Science (Political Comm)</b>													0	1					0	1
	0		0		0		1		0		0		1		0		0		1	
<b>Political Science (Political Economy)</b>			3	1	6	4	16	7					25	12					25	12
	0		4		10		23		0		0		37		0		0		37	
<b>Political Science, Evening Degree Program</b>													0	1					0	1
	0		0		0		1		0		0		1		0		0		1	
<b>Postbaccalaureate Study</b>									16	13			16	13					16	13
	0		0		0		0		29		0		29		0		0		29	
<b>Pre Architecture &amp; Urban Planning</b>	54	35	41	44	33	20							128	99					128	99
	89		85		53		0		0		0		227		0		0		227	

**Note: Students with Double- or Triple-Majors are counted once in each major declared.**

## Declared Majors by Class Standing Seattle Campus

Friday, June 09, 2006

---



---

**College of Arts and Sciences**

	Freshman		Sophomore		Junior		Senior		5th Year		Non-Matriculate		All Undergraduate		Graduate		Professional		All Students	
	M	F	M	F	M	F	M	F	M	F	M	F	M	F	M	F	M	F	M	F
<b>Pre Arts</b>	44	99	28	59	20	23							92	181					92	181
	143		87		43		0		0		0		273		0		0		273	
<b>Pre Business Administration</b>	4	3	27	17	7	8	1	1					39	29					39	29
	7		44		15		2		0		0		68		0		0		68	
<b>Pre Engineering</b>	374	94	482	100	222	51	8	3					1086	248					1086	248
	468		582		273		11		0		0		1334		0		0		1334	
<b>Pre Environmental Health</b>	1	2		1		1							1	4					1	4
	3		1		1		0		0		0		5		0		0		5	
<b>Pre Health Sciences</b>	85	126	44	105	26	37				2			155	270					155	270
	211		149		63		0		2		0		425		0		0		425	
<b>Pre Humanities</b>	37	78	24	40	14	26		1					75	145					75	145
	115		64		40		1		0		0		220		0		0		220	
<b>Pre Major (Arts &amp; Sciences)</b>	547	642	715	901	319	328	2	6					1583	1877					1583	1877
	1189		1616		647		8		0		0		3460		0		0		3460	
<b>Pre Major, Evening Degree Program</b>				2	2	3				1			2	6					2	6
	0		2		5		0		1		0		8		0		0		8	
<b>Pre Nursing</b>	9	89	13	128	10	55		14					32	286					32	286
	98		141		65		14		0		0		318		0		0		318	

Note: Students with Double- or Triple-Majors are counted once in each major declared.

## Declared Majors by Class Standing Seattle Campus

Friday, June 09, 2006

---



---

**College of Arts and Sciences**

	Freshman		Sophomore		Junior		Senior		5th Year		Non-Matriculate		All Undergraduate		Graduate		Professional		All Students	
	M	F	M	F	M	F	M	F	M	F	M	F	M	F	M	F	M	F	M	F
<b>Pre Sciences</b>	169	242	171	222	83	99	2		2				427	563					427	563
	411		393		182		2		2		0		990		0		0		990	
<b>Pre Social Sciences</b>	141	210	138	231	101	156		1	1	1			381	599					381	599
	351		369		257		1		2		0		980		0		0		980	
<b>Psychology</b>			9	21	49	150	137	380	1	3			196	554	23	65			219	619
	0		30		199		517		4		0		750		88		0		838	
<b>Psychology (Clinical Psychology)</b>													0	0	3	23			3	23
	0		0		0		0		0		0		0		26		0		26	
<b>Psychology, Evening Degree Program</b>								1					0	1					0	1
	0		0		0		1		0		0		1		0		0		1	
<b>Romance Linguistics</b>				1		1	1	3					1	5					1	5
	0		1		1		4		0		0		6		0		0		6	
<b>Russian Language, Literature, &amp; Culture</b>				5	2	2	7	3		1			9	11					9	11
	0		5		4		10		1		0		20		0		0		20	
<b>Scandinavian (Area Studies)</b>													0	0	1	4			1	4
	0		0		0		0		0		0		0		5		0		5	
<b>Scandinavian (Languages &amp; Literatures)</b>												1	0	1	2	4			2	5
	0		0		0		0		0		1		1		6		0		7	

**Note: Students with Double- or Triple-Majors are counted once in each major declared.**

## Declared Majors by Class Standing Seattle Campus

Friday, June 09, 2006

---



---

**College of Arts and Sciences**

	Freshman		Sophomore		Junior		Senior		5th Year		Non-Matriculate		All Undergraduate		Graduate		Professional		All Students	
	M	F	M	F	M	F	M	F	M	F	M	F	M	F	M	F	M	F	M	F
<b>Scandinavian (Theory and Criticism)</b>													0	0	1	1			1	1
	0		0		0		0		0		0		0		2		0		2	
<b>Scandinavian Area Studies</b>			1	3		3	8	8					9	14					9	14
	0		4		3		16		0		0		23		0		0		23	
<b>Slavic Languages and Literatures</b>		1			1	1	1	3					2	5	3	8			5	13
	1		0		2		4		0		0		7		11		0		18	
<b>Social Sciences, Evening Degree Program</b>			2	5	41	63	41	78	2	1			86	147					86	147
	0		7		104		119		3		0		233		0		0		233	
<b>Sociology</b>			2	9	37	86	98	200					137	295	29	50			166	345
	0		11		123		298		0		0		432		79		0		511	
<b>Sociology, Evening Degree Program</b>						1							0	1					0	1
	0		0		1		0		0		0		1		0		0		1	
<b>Sociology: Global and Social Change</b>							2	5					2	5					2	5
	0		0		0		7		0		0		7		0		0		7	
<b>Sociology: Individual and Society</b>							4	24					4	24					4	24
	0		0		0		28		0		0		28		0		0		28	
<b>Sociology: Law, Society &amp; Social Policy</b>					1		13	10					13	11					13	11
	0		0		1		23		0		0		24		0		0		24	

Note: Students with Double- or Triple-Majors are counted once in each major declared.

## Declared Majors by Class Standing Seattle Campus

Friday, June 09, 2006

---



---

**College of Arts and Sciences**

	Freshman		Sophomore		Junior		Senior		5th Year		Non-Matriculate		All Undergraduate		Graduate		Professional		All Students	
	M	F	M	F	M	F	M	F	M	F	M	F	M	F	M	F	M	F	M	F
<b>Sociology: Social Organizations</b>							2	1					2	1					2	1
	0		0		0		3		0		0		3		0		0		3	
<b>Spanish</b>				1	2	16	28	62					30	79					30	79
	0		1		18		90		0		0		109		0		0		109	
<b>Speech and Hearing Sciences</b>			1	2	1	28	8	60	2	7			12	97	9	61			21	158
	0		3		29		68		9		0		109		70		0		179	
<b>Statistics</b>					1	1	12	4			2	1	15	6	26	26			41	32
	0		0		2		16		0		3		21		52		0		73	
<b>Statistics: Statistical Genetics</b>													0	0	3				3	0
	0		0		0		0		0		0		0		3		0		3	
<b>Swedish</b>	1	2		1		3	5	5					6	11					6	11
	3		1		3		10		0		0		17		0		0		17	
<b>Undeclared 5th Year</b>									1	1			1	1					1	1
	0		0		0		0		2		0		2		0		0		2	
<b>Visiting Arts &amp; Sciences</b>	7	11											7	11					7	11
	18		0		0		0		0		0		18		0		0		18	
<b>Women Studies</b>		1		6	1	25	1	42					2	74	17				2	91
	1		6		26		43		0		0		76		17		0		93	

**Note: Students with Double- or Triple-Majors are counted once in each major declared.**

# Declared Majors by Class Standing Seattle Campus

Friday, June 09, 2006

**College of Arts and Sciences**

**Zoology**

Freshman		Sophomore		Junior		Senior		5th Year		Non-Matriculate		All Undergraduate		Graduate		Professional		All Students	
M	F	M	F	M	F	M	F	M	F	M	F	M	F	M	F	M	F	M	F
						1	4				1	1	5	35	41			36	46
0		0		0		5		0		1		6		76		0		82	

Note: Students with Double- or Triple-Majors are counted once in each major declared.

## Declared Majors by Class Standing Seattle Campus

Friday, June 09, 2006

College of Education	Freshman		Sophomore		Junior		Senior		5th Year		Non-Matriculate		All Undergraduate		Graduate		Professional		All Students	
	M	F	M	F	M	F	M	F	M	F	M	F	M	F	M	F	M	F	M	F
	<b>Education</b>											7	19	7	19	72	219			79
	0		0		0		0		0		26		26		291		0		317	
<b>Education (Curriculum &amp; Instruction)</b>													0	0	42	77			42	77
	0		0		0		0		0		0		0		119		0		119	
<b>Education (Educ Leadership &amp; Policy Std)</b>													0	0	44	75			44	75
	0		0		0		0		0		0		0		119		0		119	
<b>Education (Educational Psychology)</b>													0	0	8	37			8	37
	0		0		0		0		0		0		0		45		0		45	
<b>Education (Special Education)</b>													0	0	16	72			16	72
	0		0		0		0		0		0		0		88		0		88	
<b>Education Fifth Year,Continuing)</b>									1				1	0					1	0
	0		0		0		0		1		0		1		0		0		1	
<b>Education, Evening Degree Program</b>													0	0	6	6			6	6
	0		0		0		0		0		0		0		12		0		12	

Note: Students with Double- or Triple-Majors are counted once in each major declared.

## Declared Majors by Class Standing Seattle Campus

Friday, June 09, 2006

### College of Engineering

	Freshman		Sophomore		Junior		Senior		5th Year		Non-Matriculate		All Undergraduate		Graduate		Professional		All Students	
	M	F	M	F	M	F	M	F	M	F	M	F	M	F	M	F	M	F	M	F
	<b>Aeronautics &amp; Astronautics</b>			1	1	13	1	63	23			9	4	86	29	74	11			160
	0		2		14		86		0		13		115		85		0		200	
<b>Aeronautics &amp; Astronautics (Televised)</b>											13		13	0	20	4			33	4
	0		0		0		0		0		13		13		24		0		37	
<b>Aerospace Engineering</b>													0	0	10	1			10	1
	0		0		0		0		0		0		0		11		0		11	
<b>Chemical Engineering</b>					15	8	76	32	2		1		93	41	39	16			132	57
	0		0		23		108		2		1		134		55		0		189	
<b>Civil Engineering</b>					27	8	109	23	3	1	3	3	142	35	102	38			244	73
	0		0		35		132		4		6		177		140		0		317	
<b>Computer Engineering</b>	2		10	1	30	10	105	17	1				148	28					148	28
	2		11		40		122		1		0		176		0		0		176	
<b>Computer Science &amp; Engineering</b>											2		2	0	108	36			110	36
	0		0		0		0		0		2		2		144		0		146	
<b>Computer Science &amp; Engineering, Evening</b>											2	1	2	1	108	12			110	13
	0		0		0		0		0		3		3		120		0		123	
<b>Electrical Engineering</b>	3	1	29	2	150	12	239	45	3		3	2	427	62	173	38			600	100
	4		31		162		284		3		5		489		211		0		700	

Note: Students with Double- or Triple-Majors are counted once in each major declared.

## Declared Majors by Class Standing Seattle Campus

Friday, June 09, 2006

College of Engineering	Freshman		Sophomore		Junior		Senior		5th Year		Non-Matriculate		All Undergraduate		Graduate		Professional		All Students	
	M	F	M	F	M	F	M	F	M	F	M	F	M	F	M	F	M	F	M	F
	<b>Electrical Engineering (Nanotechnology)</b>													0	0	4	4			4
<b>Engineering (Civil Engineering)</b>	0		0		0		0		0		0		0		8		0		8	
<b>Engineering (Inter Engineering)</b>	0		0		0		0		0		0		0		22		0		22	
<b>Engineering (Manufacturing Engineering)</b>	0		0		0		0		0		0		0		6		0		6	
<b>Engineering (Mechanical Engineering)</b>	0		0		0		0		0		0		0		5		0		5	
<b>Exchange - Engineering</b>	3	1			2	1							5	2					5	2
<b>Industrial Engineering</b>	4		0		3		0		0		0		7		0		0		7	
<b>Interdisciplinary Engineering</b>			2	2	17	9	35	21					54	32	15	15			69	47
<b>Mat Sci &amp; Engineering (Nanotechnology)</b>	0		4		26		56		0		0		86		30		0		116	
							1						0	1					0	1
	0		0		0		1		0		0		1		0		0		1	
	0		0		0		0		0		0		0		2	1			2	1
	0		0		0		0		0		0		0		3		0		3	

Note: Students with Double- or Triple-Majors are counted once in each major declared.

## Declared Majors by Class Standing Seattle Campus

Friday, June 09, 2006

---



---

**College of Engineering**

	Freshman		Sophomore		Junior		Senior		5th Year		Non-Matriculate		All Undergraduate		Graduate		Professional		All Students	
	M	F	M	F	M	F	M	F	M	F	M	F	M	F	M	F	M	F	M	F
	<b>Materials Science &amp; Engineering</b>					8	2	52	16	1		1		62	18					62
	0		0		10		68		1		1		80		0		0		80	
<b>Materials Science &amp; Engineering(Ceramic)</b>											1		1	0					1	0
	0		0		0		0		0		1		1		0		0		1	
<b>Materials Science &amp; Engr (Televised)</b>													0	0	1	1			1	1
	0		0		0		0		0		0		0		2		0		2	
<b>Materials Science &amp; Engr(Materials Engr)</b>													0	0	41	20			41	20
	0		0		0		0		0		0		0		61		0		61	
<b>Mechanical Engineering</b>			5		53	4	126	15	1		3	4	187	24	110	22			297	46
	0		5		57		141		1		7		211		132		0		343	
<b>Technical Communication</b>			1		5	4	15	10			3	4	24	18	17	31			41	49
	0		1		9		25		0		7		42		48		0		90	

---

Note: Students with Double- or Triple-Majors are counted once in each major declared.

## Declared Majors by Class Standing Seattle Campus

Friday, June 09, 2006

---



---

**College of Forest Resources**

	Freshman		Sophomore		Junior		Senior		5th Year		Non-Matriculate		All Undergraduate		Graduate		Professional		All Students	
	M	F	M	F	M	F	M	F	M	F	M	F	M	F	M	F	M	F	M	F
	<b>Environmental Horticulture &amp; Urban For</b>							4	1					4	1					4
	0		0		0		5		0		0		5		0		0		5	
<b>Environmental Science and Resource Mgmt</b>	2		4	4	21	13	32	24	1	1			60	42					60	42
	2		8		34		56		2		0		102		0		0		102	
<b>Forest and Ecological Engineering</b>							1						1	0					1	0
	0		0		0		1		0		0		1		0		0		1	
<b>Forest Management</b>							2						2	0					2	0
	0		0		0		2		0		0		2		0		0		2	
<b>Forest Res (Environmental Horticulture)</b>													0	0		1			0	1
	0		0		0		0		0		0		0		1		0		1	
<b>Forest Resources</b>											2	1	2	1	70	65			72	66
	0		0		0		0		0		3		3		135		0		138	
<b>Forest Resources (Paper Science &amp; Engr)</b>	2	1	6	3	10	2	11	6					29	12					29	12
	3		9		12		17		0		0		41		0		0		41	
<b>Forest Resources (PSE: Business Option)</b>					1		3						4	0					4	0
	0		0		1		3		0		0		4		0		0		4	
<b>Forest Resources:Urban Horticulture</b>													0	0		1			0	1
	0		0		0		0		0		0		0		1		0		1	

Note: Students with Double- or Triple-Majors are counted once in each major declared.

## Declared Majors by Class Standing Seattle Campus

Friday, June 09, 2006

College of Forest Resources	Freshman		Sophomore		Junior		Senior		5th Year		Non-Matriculate		All Undergraduate		Graduate		Professional		All Students	
	M	F	M	F	M	F	M	F	M	F	M	F	M	F	M	F	M	F	M	F
	<b>Forest Resources:Wildlife Science</b>													0	0	1				1
	0		0		0		0		0		0		0		1		0		1	
<b>Forest Resoures (Economics)</b>													0	0	1				0	1
	0		0		0		0		0		0		0		1		0		1	
<b>Pre Forestry (Forest Resources)</b>					1								1	0					1	0
	0		0		1		0		0		0		1		0		0		1	
<b>Pre Paper Science and Engineering</b>					1								1	0					1	0
	0		0		1		0		0		0		1		0		0		1	
<b>Sustainable Resource Sciences</b>								2					0	2					0	2
	0		0		0		2		0		0		2		0		0		2	
<b>Wildlife Science</b>					2		2	2		2			4	4					4	4
	0		0		2		4		2		0		8		0		0		8	

Note: Students with Double- or Triple-Majors are counted once in each major declared.

## Declared Majors by Class Standing Seattle Campus

Friday, June 09, 2006

---



---

**College of Ocean and Fisheries Sciences**

Freshman		Sophomore		Junior		Senior		5th Year		Non-Matriculate		All Undergraduate		Graduate		Professional		All Students	
M	F	M	F	M	F	M	F	M	F	M	F	M	F	M	F	M	F	M	F
<b>Aquatic and Fishery Sciences</b>																			
4	6	7	7	22	17	24	16	1		1		59	46	53	47			112	93
	10		14		39		40		1		1		105		100		0		205
<b>Oceanography</b>																			
1	8	6	8	9	8	10	15		2	1		27	41	27	40			54	81
	9		14		17		25		2		1		68		67		0		135
<b>School of Marine Affairs</b>																			
												0	0	15	28			15	28
	0		0		0		0		0		0		0		43		0		43

---

**Note: Students with Double- or Triple-Majors are counted once in each major declared.**

## Declared Majors by Class Standing Seattle Campus

Friday, June 09, 2006

### Interdisciplinary Graduate Programs

	Freshman		Sophomore		Junior		Senior		5th Year		Non-Matriculate		All Undergraduate		Graduate		Professional		All Students	
	M	F	M	F	M	F	M	F	M	F	M	F	M	F	M	F	M	F	M	F
	<b>Biology Teaching</b>											1	0	1	2	4				2
	0		0		0		0		0		1		1	6		0			7	
<b>Biomolecular Structure and Design</b>													0	0	22	9			22	9
	0		0		0		0		0		0		0	31		0			31	
<b>Conservation Biology</b>													0	0	1	6			1	6
	0		0		0		0		0		0		0	7		0			7	
<b>Environmental Management</b>													0	0	3	5			3	5
	0		0		0		0		0		0		0	8		0			8	
<b>Global and Environmental Chemistry</b>													0	0	2	2			2	2
	0		0		0		0		0		0		0	4		0			4	
<b>Global Trade, Transportation &amp; Logistics</b>													0	0	28	13			28	13
	0		0		0		0		0		0		0	41		0			41	
<b>Graduate Unassigned</b>													0	0	7	7			7	7
	0		0		0		0		0		0		0	14		0			14	
<b>Graduate Visiting</b>													0	0	32	30			32	30
	0		0		0		0		0		0		0	62		0			62	
<b>Health Administration Group</b>											4	2	4	2	37	46			41	48
	0		0		0		0		0		6		6	83		0			89	

Note: Students with Double- or Triple-Majors are counted once in each major declared.

## Declared Majors by Class Standing Seattle Campus

Friday, June 09, 2006

---



---

### Interdisciplinary Graduate Programs

	Freshman		Sophomore		Junior		Senior		5th Year		Non-Matriculate		All Undergraduate		Graduate		Professional		All Students	
	M	F	M	F	M	F	M	F	M	F	M	F	M	F	M	F	M	F	M	F
<b>Individual PhD</b>													0	0	1	3			1	3
	0		0		0		0		0		0		0		4		0		4	
<b>MOLECULAR AND CELLULAR BIO (FHCRC)</b>													0	0	34	35			34	35
	0		0		0		0		0		0		0		69		0		69	
<b>Molecular and Cellular Biology</b>													0	0	35	48			35	48
	0		0		0		0		0		0		0		83		0		83	
<b>Museology</b>													0	0	5	41			5	41
	0		0		0		0		0		0		0		46		0		46	
<b>Near &amp; Middle Eastern Studies</b>													0	0	7	5			7	5
	0		0		0		0		0		0		0		12		0		12	
<b>Neurobiology &amp; Behavior</b>													0	0	41	25			41	25
	0		0		0		0		0		0		0		66		0		66	
<b>Nutritional Science</b>												1	0	1	4	30			4	31
	0		0		0		0		0		1		1		34		0		35	
<b>Public Health Genetics</b>													0	0	4	10			4	10
	0		0		0		0		0		0		0		14		0		14	
<b>Quantitative Ecology &amp; Resource Mgmt</b>													0	0	11	7			11	7
	0		0		0		0		0		0		0		18		0		18	

Note: Students with Double- or Triple-Majors are counted once in each major declared.

## Declared Majors by Class Standing Seattle Campus

Friday, June 09, 2006

	Freshman		Sophomore		Junior		Senior		5th Year		Non-Matriculate		All Undergraduate		Graduate		Professional		All Students	
	M	F	M	F	M	F	M	F	M	F	M	F	M	F	M	F	M	F	M	F
	<b>Interdisciplinary Graduate Programs</b>																			
<b>Special Program Graduate Student</b>													0	0	5	7			5	7
<b>Urban Design &amp; Planning</b>													0	0	12		0		12	
													0	0	14	6			14	6
	0		0		0		0		0		0		0		20		0		20	

Note: Students with Double- or Triple-Majors are counted once in each major declared.

## Declared Majors by Class Standing Seattle Campus

Friday, June 09, 2006

	Freshman		Sophomore		Junior		Senior		5th Year		Non-Matriculate		All Undergraduate		Graduate		Professional		All Students	
	M	F	M	F	M	F	M	F	M	F	M	F	M	F	M	F	M	F	M	F
	<b>Interdisciplinary Undergraduate Studies</b>																			
<b>Academy for Young Scholars</b>	13	18	10	10	5	5		2					28	35					28	35
		31		20		10		2		0		0		63		0		0		63
<b>Center for Study of Capable Youth</b>	14	8	6	6	3	2							23	16					23	16
		22		12		5		0		0		0		39		0		0		39
<b>Environmental St: Ecology &amp; Conservation</b>				3		3		1		12		6		10		31			10	31
		0		6		13		22		0		0		41		0		0		41
<b>Environmental St: Internatl Perspectives</b>				1		2		1		1		3		5		12			5	12
		0		3		2		12		0		0		17		0		0		17
<b>Environmental St: Population and Health</b>						6		5		16				5		22			5	22
		0		0		6		21		0		0		27		0		0		27
<b>Environmental St: Resources</b>				1		4		4		10		3		15		7			15	7
		0		1		8		13		0		0		22		0		0		22
<b>Environmental Studies</b>		1				2								0		3			0	3
		1		0		2		0		0		0		3		0		0		3
<b>Non Matriculated</b>													488	504					488	504
		0		0		0		0		0				992		992		0		992
<b>Policy Dimensions of the Earth Sciences</b>														0		0		2		2
		0		0		0		0		0		0		0		4		0		4

Note: Students with Double- or Triple-Majors are counted once in each major declared.

## Declared Majors by Class Standing Seattle Campus

Friday, June 09, 2006

---



---

**Interdisciplinary Undergraduate Studies**

Freshman	Sophomore		Junior		Senior		5th Year		Non-Matriculate		All Undergraduate		Graduate		Professional		All Students			
M	F	M	F	M	F	M	F	M	F	M	F	M	F	M	F	M	F	M	F	
										26	25							26	25	
										51			51							51

---

**Visiting undergraduate interdisciplinary**

**Note: Students with Double- or Triple-Majors are counted once in each major declared.**

## Declared Majors by Class Standing Seattle Campus

Friday, June 09, 2006

### Interschool or Intercollege Programs

	Freshman		Sophomore		Junior		Senior		5th Year		Non-Matriculate		All Undergraduate		Graduate		Professional		All Students	
	M	F	M	F	M	F	M	F	M	F	M	F	M	F	M	F	M	F	M	F
	<b>Bioengineering</b>	1		3	3	21	11	40	25					65	39	52	49			117
		1		6		32		65		0		0		104		101		0		205
<b>Bioengineering (Engineering &amp; Medicine)</b>													0	0	1	1			1	1
	0		0		0		0		0		0		0		2		0			2
<b>Bioengineering (Nanotechnology)</b>													0	0	2	1			2	1
	0		0		0		0		0		0		0		3		0			3
<b>Dentistry/Oral Biology</b>													0	0	1				1	0
	0		0		0		0		0		0		0		1		0			1
<b>Entrepreneurship in Technology</b>													0	0	3				3	0
	0		0		0		0		0		0		0		3		0			3
<b>Health Services/Business Administration</b>													0	0	2				2	0
	0		0		0		0		0		0		0		2		0			2
<b>International Studies/Business Admin</b>													0	0	3				3	0
	0		0		0		0		0		0		0		3		0			3
<b>International Studies/Health Services</b>													0	0	1				0	1
	0		0		0		0		0		0		0		1		0			1
<b>International Studies/Marine Studies</b>													0	0	2				2	0
	0		0		0		0		0		0		0		2		0			2

Note: Students with Double- or Triple-Majors are counted once in each major declared.

## Declared Majors by Class Standing Seattle Campus

Friday, June 09, 2006

---



---

**Interschool or Intercollege Programs**

	Freshman		Sophomore		Junior		Senior		5th Year		Non-Matriculate		All Undergraduate		Graduate		Professional		All Students	
	M	F	M	F	M	F	M	F	M	F	M	F	M	F	M	F	M	F	M	F
	<b>International Studies/Public Affairs</b>													0	0	8	17			8
<b>Medical Engineering</b>	0		0		0		0		0		0		0		25		0		25	
<b>Public Affairs/Environmental Health</b>											10	4	10	4	18	12			28	16
<b>Public Affairs/Forest Resources</b>	0		0		0		0		0		14		14		30		0		44	
<b>Public Affairs/Health Administration</b>													0	0	3				0	3
<b>Public Affairs/Health Services</b>	0		0		0		0		0		0		0		3		0		3	
<b>Social Work/Public Health</b>													0	0	2	1			2	1
<b>Urban Planning/Public Administration</b>	0		0		0		0		0		0		0		3		0		3	
													0	0	1				1	0
	0		0		0		0		0		0		0		1		0		1	
													0	0	1				1	0
	0		0		0		0		0		0		0		1		0		1	
													0	0	1				0	1
	0		0		0		0		0		0		0		1		0		1	
													0	0	3	2			3	2
	0		0		0		0		0		0		0		5		0		5	

---

Note: Students with Double- or Triple-Majors are counted once in each major declared.

## Declared Majors by Class Standing Seattle Campus

Friday, June 09, 2006

---



---

**School of Business Administration**

	Freshman		Sophomore		Junior		Senior		5th Year		Non-Matriculate		All Undergraduate		Graduate		Professional		All Students	
	M	F	M	F	M	F	M	F	M	F	M	F	M	F	M	F	M	F	M	F
<b>Accounting</b>			3	8	59	73	142	138		8			204	227					204	227
	0		11		132		280		8		0		431		0		0		431	
<b>Accounting (Auditing &amp; Assurance)</b>													0	0	22	24			22	24
	0		0		0		0		0		0		0		46		0		46	
<b>Accounting (Taxation)</b>													0	0	22	27			22	27
	0		0		0		0		0		0		0		49		0		49	
<b>Bus Admin (Human Resources Management)</b>					2	15	9	23					11	38					11	38
	0		0		17		32		0		0		49		0		0		49	
<b>Business Administration</b>	4	2	26	33	45	34	43	29					118	98					118	98
	6		59		79		72		0		0		216		0		0		216	
<b>Business Admin (Entrepreneurship)</b>				1	22	10	54	25					76	36					76	36
	0		1		32		79		0		0		112		0		0		112	
<b>Business Administration</b>											2		2	0	143	80			145	80
	0		0		0		0		0		2		2		223		0		225	
<b>Business Administration (Doctoral)</b>													0	0	51	27			51	27
	0		0		0		0		0		0		0		78		0		78	
<b>Business Administration (Executive)</b>													0	0	112	41			112	41
	0		0		0		0		0		0		0		153		0		153	

Note: Students with Double- or Triple-Majors are counted once in each major declared.

## Declared Majors by Class Standing Seattle Campus

Friday, June 09, 2006

---



---

**School of Business Administration**

	Freshman		Sophomore		Junior		Senior		5th Year		Non-Matriculate		All Undergraduate		Graduate		Professional		All Students	
	M	F	M	F	M	F	M	F	M	F	M	F	M	F	M	F	M	F	M	F
<b>Business Administration (Finance)</b>			3	1	104	36	171	122		1			278	160					278	160
	0		4		140		293		1		0		438		0		0		438	
<b>Business Administration (Info Systems)</b>													0	0	50	12			50	12
	0		0		0		0		0		0		0		62		0		62	
<b>Business Administration (Inform Systems)</b>					17	7	61	42					78	49	4	1			82	50
	0		0		24		103		0		0		127		5		0		132	
<b>Business Administration (Marketing)</b>					42	52	100	146					142	198					142	198
	0		0		94		246		0		0		340		0		0		340	
<b>Business, Evening Degree Program (MBA)</b>													0	0	82	32			82	32
	0		0		0		0		0		0		0		114		0		114	
<b>Certificate in International Business</b>			1	1	11	12	27	52					39	65					39	65
	0		2		23		79		0		0		104		0		0		104	
<b>Global Executive MBA</b>													0	0	22	2			22	2
	0		0		0		0		0		0		0		24		0		24	
<b>Global MBA</b>													0	0	2	1			2	1
	0		0		0		0		0		0		0		3		0		3	
<b>Technology Management MBA</b>													0	0	103	23			103	23
	0		0		0		0		0		0		0		126		0		126	

Note: Students with Double- or Triple-Majors are counted once in each major declared.

# Declared Majors by Class Standing Seattle Campus

Friday, June 09, 2006

**School of Business Administration**

Freshman		Sophomore		Junior		Senior		5th Year		Non-Matriculate		All Undergraduate		Graduate		Professional		All Students	
M	F	M	F	M	F	M	F	M	F	M	F	M	F	M	F	M	F	M	F

Note: Students with Double- or Triple-Majors are counted once in each major declared.

## Declared Majors by Class Standing Seattle Campus

Friday, June 09, 2006

School of Dentistry	Freshman		Sophomore		Junior		Senior		5th Year		Non-Matriculate		All Undergraduate		Graduate		Professional		All Students	
	M	F	M	F	M	F	M	F	M	F	M	F	M	F	M	F	M	F	M	F
	<b>Dentistry</b>													0	0			141	78	141
	0		0		0		0		0		0		0		0		219		219	
<b>Dentistry Concurrent Degree Program</b>													0	0	1				0	1
	0		0		0		0		0		0		0		1		0		1	
<b>Endodontics</b>													0	0	5	2			5	2
	0		0		0		0		0		0		0		7		0		7	
<b>Oral Biology</b>											1		1	0	8	9			9	9
	0		0		0		0		0		1		1		17		0		18	
<b>Oral Medicine</b>													0	0	1	8			1	8
	0		0		0		0		0		0		0		9		0		9	
<b>Orthodontics</b>													0	0	5	5			5	5
	0		0		0		0		0		0		0		10		0		10	
<b>Pediatric Dentistry</b>													0	0	3	6			3	6
	0		0		0		0		0		0		0		9		0		9	
<b>Periodontics</b>													0	0	3	6			3	6
	0		0		0		0		0		0		0		9		0		9	
<b>Prosthodontics</b>													0	0	10	1			10	1
	0		0		0		0		0		0		0		11		0		11	

Note: Students with Double- or Triple-Majors are counted once in each major declared.

# Declared Majors by Class Standing Seattle Campus

Friday, June 09, 2006

School of Dentistry

---

Freshman		Sophomore		Junior		Senior		5th Year		Non-Matriculate		All Undergraduate		Graduate		Professional		All Students	
M	F	M	F	M	F	M	F	M	F	M	F	M	F	M	F	M	F	M	F

---

Note: Students with Double- or Triple-Majors are counted once in each major declared.

## Declared Majors by Class Standing Seattle Campus

Friday, June 09, 2006

School of Law	Freshman		Sophomore		Junior		Senior		5th Year		Non-Matriculate		All Undergraduate		Graduate		Professional		All Students	
	M	F	M	F	M	F	M	F	M	F	M	F	M	F	M	F	M	F	M	F
	<b>Law</b>													0	0	14	10	200	278	214
	0		0		0		0		0		0		0		24		478		502	
<b>Law (Intellectual Property)</b>													0	0	24	13			24	13
	0		0		0		0		0		0		0		37		0		37	
<b>Law (Taxation)</b>													0	0	41	34			41	34
	0		0		0		0		0		0		0		75		0		75	
<b>Law Concurrent Degree Program</b>													0	0	16	18			16	18
	0		0		0		0		0		0		0		34		0		34	
<b>Law Visiting</b>									3	1			3	1					3	1
	0		0		0		0		4		0		4		0		0		4	

Note: Students with Double- or Triple-Majors are counted once in each major declared.

## Declared Majors by Class Standing Seattle Campus

Friday, June 09, 2006

School of Medicine	Freshman		Sophomore		Junior		Senior		5th Year		Non-Matriculate		All Undergraduate		Graduate		Professional		All Students		
	M	F	M	F	M	F	M	F	M	F	M	F	M	F	M	F	M	F	M	F	
	<b>Biochemistry</b>													0	0	36	13			36	13
	0		0		0		0		0		0		0		49		0		49		
<b>Biological Structure</b>													0	0	3	2			3	2	
	0		0		0		0		0		0		0		5		0		5		
<b>Biomedical and Health Informatics</b>													0	0	18	11			18	11	
	0		0		0		0		0		0		0		29		0		29		
<b>Comparative Medicine</b>													0	0		2			0	2	
	0		0		0		0		0		0		0		2		0		2		
<b>Genetics</b>												1		1	0	5	4			6	4
	0		0		0		0		0		1		1		9		0		10		
<b>Genome Sciences</b>												1		1	0	27	13			28	13
	0		0		0		0		0		1		1		40		0		41		
<b>Immunology</b>													0	0	22	20			22	20	
	0		0		0		0		0		0		0		42		0		42		
<b>Laboratory Medicine</b>													0	0	2	6			2	6	
	0		0		0		0		0		0		0		8		0		8		
<b>Medex (Medex Certificate Program)</b>													18	12					18	12	
	2		10	5	8	5							30		0		0		30		

Note: Students with Double- or Triple-Majors are counted once in each major declared.

## Declared Majors by Class Standing Seattle Campus

Friday, June 09, 2006

---



---

School of Medicine

	Freshman		Sophomore		Junior		Senior		5th Year		Non-Matriculate		All Undergraduate		Graduate		Professional		All Students	
	M	F	M	F	M	F	M	F	M	F	M	F	M	F	M	F	M	F	M	F
	<b>Medical History &amp; Ethics</b>											1	0	1		3				0
	0		0		0		0		0		1		1		3		0			4
<b>Medical Technology</b>					4	5	10	20	1	5			15	30					15	30
	0		0		9		30		6		0		45		0		0			45
<b>Medicine</b>													0	0			305	367	305	367
	0		0		0		0		0		0		0		0		672			672
<b>Medicine Concurrent Degree Program</b>													0	0	58	36			58	36
	0		0		0		0		0		0		0		94		0			94
<b>Medxd (Medex Degree Program)</b>			1	2	1	7	34	15	26	35			62	59					62	59
	0		3		8		49		61		0		121		0		0			121
<b>Microbiology (Medicine)</b>											2	0	2	16	20				16	22
	0		0		0		0		0		2		2		36		0			38
<b>Molecular Biotechnology</b>													0	0	4	1			4	1
	0		0		0		0		0		0		0		5		0			5
<b>Pathology</b>													0	0	15	11			15	11
	0		0		0		0		0		0		0		26		0			26
<b>Pharmacology</b>													0	0	15	19			15	19
	0		0		0		0		0		0		0		34		0			34

Note: Students with Double- or Triple-Majors are counted once in each major declared.

## Declared Majors by Class Standing Seattle Campus

Friday, June 09, 2006

---



---

**School of Medicine**

	Freshman		Sophomore		Junior		Senior		5th Year		Non-Matriculate		All Undergraduate		Graduate		Professional		All Students			
	M	F	M	F	M	F	M	F	M	F	M	F	M	F	M	F	M	F	M	F		
	<b>Physiology &amp; Biophysics</b>													0	0	13	15					13
<b>Prosthetics &amp; Orthotics</b>	0		0		0		0		0		0		0		28		0				28	
<b>Rehabilitation Med (Physical Therapy)</b>					1		3	12	4				7	13							7	13
<b>Rehabilitation Med (Occupational Therapy)</b>	0		0		1		15		4		0		20		0		0				20	
<b>Rehabilitation Medicine</b>											1		1	0	18	73					19	73
	0		0		0		0		0		1		1		91		0				92	
													0	0	6	44					6	44
	0		0		0		0		0		0		0		50		0				50	
											1		0	1		1					0	2
	0		0		0		0		0		1		1		1		0				2	

---

Note: Students with Double- or Triple-Majors are counted once in each major declared.

## Declared Majors by Class Standing Seattle Campus

Friday, June 09, 2006

School of Nursing	Freshman		Sophomore		Junior		Senior		5th Year		Non-Matriculate		All Undergraduate		Graduate		Professional		All Students	
	M	F	M	F	M	F	M	F	M	F	M	F	M	F	M	F	M	F	M	F
	<b>Adv Practice Nurs (Adult Psy Ment Hlth)</b>													0	0		2			0
	0		0		0		0		0		0		0		2		0			2
<b>Adv Practice Nurs (Forensic Nurse Spec)</b>													0	0		3			0	3
	0		0		0		0		0		0		0		3		0			3
<b>Adv Practice Nurs (Nurse Educ Spec Trn)</b>													0	0	2	7			2	7
	0		0		0		0		0		0		0		9		0			9
<b>Masters Entry Program in Nursing</b>													0	0	2	18			2	18
	0		0		0		0		0		0		0		20		0			20
<b>Nursing</b>			4	26	12	105	4	41	3	39	23	211	23	277					46	488
	0		0		30		117		45		42		234		300		0			534

Note: Students with Double- or Triple-Majors are counted once in each major declared.

## Declared Majors by Class Standing Seattle Campus

Friday, June 09, 2006

School of Pharmacy	Freshman		Sophomore		Junior		Senior		5th Year		Non-Matriculate		All Undergraduate		Graduate		Professional		All Students	
	M	F	M	F	M	F	M	F	M	F	M	F	M	F	M	F	M	F	M	F
	<b>Medicinal Chemistry</b>													0	0	12	15			12
	0		0		0		0		0		0		0		27		0		27	
<b>Pharmaceutics</b>											1	2	1	2	9	10			10	12
	0		0		0		0		0		3		3		19		0		22	
<b>Pharmacy</b>													0	0	6	5	92	216	98	221
	0		0		0		0		0		0		0		11		308		319	

Note: Students with Double- or Triple-Majors are counted once in each major declared.

## Declared Majors by Class Standing Seattle Campus

Friday, June 09, 2006

School of Public Affairs	Freshman		Sophomore		Junior		Senior		5th Year		Non-Matriculate		All Undergraduate		Graduate		Professional		All Students	
	M	F	M	F	M	F	M	F	M	F	M	F	M	F	M	F	M	F	M	F
	<b>Public Administration</b>													0	0	15	27			15
<b>Public Affairs</b>	0		0		0		0		0		0		0		42		0		42	
<b>Public Affairs, Evening Degree Program</b>													11	0	11				71	153
	0		0		0		0		0		11		11		213		0		224	
													0	0	20	42			20	42
	0		0		0		0		0		0		0		62		0		62	

Note: Students with Double- or Triple-Majors are counted once in each major declared.

## Declared Majors by Class Standing Seattle Campus

Friday, June 09, 2006

---



---

School of Public Health and Community Medicine

	Freshman		Sophomore		Junior		Senior		5th Year		Non-Matriculate		All Undergraduate		Graduate		Professional		All Students	
	M	F	M	F	M	F	M	F	M	F	M	F	M	F	M	F	M	F	M	F
<b>Biostatistics</b>													0	0	35	35			35	35
	0		0		0		0		0		0		0		70		0		70	
<b>Biostatistics: Statistical Genetics</b>													0	0	2				0	2
	0		0		0		0		0		0		0		2		0		2	
<b>Environmental &amp; Occupational Health</b>													0	0	4	7			4	7
	0		0		0		0		0		0		0		11		0		11	
<b>Environmental and Occupational Hygiene</b>													0	0	3	1			3	1
	0		0		0		0		0		0		0		4		0		4	
<b>Environmental Health</b>					4	17	9	16					13	33	3	7			16	40
	0		0		21		25		0		0		46		10		0		56	
<b>Environmental Health-Envrnmtl Toxicology</b>													0	0	8	16			8	16
	0		0		0		0		0		0		0		24		0		24	
<b>Environmental Health-Industrial Hygiene</b>													0	0	7	6			7	6
	0		0		0		0		0		0		0		13		0		13	
<b>Environmental Health-Safety &amp; Ergonomics</b>													0	0	1				1	0
	0		0		0		0		0		0		0		1		0		1	
<b>Epidemiology</b>											1	2	1	2	53	101			54	103
	0		0		0		0		0		3		3		154		0		157	

Note: Students with Double- or Triple-Majors are counted once in each major declared.

## Declared Majors by Class Standing Seattle Campus

Friday, June 09, 2006

---



---

**School of Public Health and Community Medicine**

	Freshman		Sophomore		Junior		Senior		5th Year		Non-Matriculate		All Undergraduate		Graduate		Professional		All Students	
	M	F	M	F	M	F	M	F	M	F	M	F	M	F	M	F	M	F	M	F
	<b>Epidemiology - International Health</b>													0	0	3	3			3
	0		0		0		0		0		0		0		6		0		6	
<b>Epidemiology - Maternal &amp; Child Health</b>													0	0	3				0	3
	0		0		0		0		0		0		0		3		0		3	
<b>Genetic Epidemiology</b>													0	0	1				0	1
	0		0		0		0		0		0		0		1		0		1	
<b>Health Information Administration</b>					4	1	3	18					7	19					7	19
	0		0		5		21		0		0		26		0		0		26	
<b>Health Services</b>											1	6	1	6	7	32			8	38
	0		0		0		0		0		7		7		39		0		46	
<b>Health Services - Community Practice</b>													0	0	5	32			5	32
	0		0		0		0		0		0		0		37		0		37	
<b>Health Services - International Health</b>													0	0	3	16			3	16
	0		0		0		0		0		0		0		19		0		19	
<b>Health Services - Maternal&amp;Child Health</b>													0	0	1	15			1	15
	0		0		0		0		0		0		0		16		0		16	
<b>Health Services (Extended Degree)</b>											2	1	2	1	15	50			17	51
	0		0		0		0		0		3		3		65		0		68	

Note: Students with Double- or Triple-Majors are counted once in each major declared.

## Declared Majors by Class Standing Seattle Campus

Friday, June 09, 2006

---



---

**School of Public Health and Community Medicine**

	Freshman		Sophomore		Junior		Senior		5th Year		Non-Matriculate		All Undergraduate		Graduate		Professional		All Students	
	M	F	M	F	M	F	M	F	M	F	M	F	M	F	M	F	M	F	M	F
	<b>Health Services-Health &amp; Policy Research</b>													0	0	6	14			6
	0		0		0		0		0		0		0		20		0		20	
<b>Health Services-Social &amp; Behavioral Sci</b>													0	0	1	17			1	17
	0		0		0		0		0		0		0		18		0		18	
<b>Occupational &amp; Environmental Medicine</b>													0	0	12	1			12	1
	0		0		0		0		0		0		0		13		0		13	
<b>Public Health Genetics</b>											1	3	1	3	2	10			3	13
	0		0		0		0		0		4		4		12		0		16	
<b>Public Health Nutrition</b>											1		0	1	2	10			2	11
	0		0		0		0		0		1		1		12		0		13	
<b>Public Health Pathobiology</b>													0	0	15	29			15	29
	0		0		0		0		0		0		0		44		0		44	
<b>Public Health: Maternal and Child Health</b>													0	0		1			0	1
	0		0		0		0		0		0		0		1		0		1	

---

Note: Students with Double- or Triple-Majors are counted once in each major declared.

## Declared Majors by Class Standing Seattle Campus

Friday, June 09, 2006

---



---

School of Social Work

	Freshman		Sophomore		Junior		Senior		5th Year		Non-Matriculate		All Undergraduate		Graduate		Professional		All Students	
	M	F	M	F	M	F	M	F	M	F	M	F	M	F	M	F	M	F	M	F
	<b>ADMINISTRATIVE PRACTICE</b>													0	0	1	6			1
	0		0		0		0		0		0		0		7		0		7	
<b>CLINICAL &amp; CONTEXTUAL PRACTICE</b>													0	0	16	77			16	77
	0		0		0		0		0		0		0		93		0		93	
<b>CROSS METHODS PRACTICE</b>													0	0	1	11			1	11
	0		0		0		0		0		0		0		12		0		12	
<b>POLICY PRACTICE</b>													0	0	1	6			1	6
	0		0		0		0		0		0		0		7		0		7	
<b>Social Welfare</b>				2	5	26	13	50					18	78	10	34			28	112
	0		2		31		63		0		0		96		44		0		140	
<b>Social Work</b>												1	0	1	19	66			19	67
	0		0		0		0		0		1		1		85		0		86	
<b>Social Work (Evening Degree Program)</b>													0	0	1	2			1	2
	0		0		0		0		0		0		0		3		0		3	
<b>Social Work: Adv Generalist Practice</b>													0	0	16	121			16	121
	0		0		0		0		0		0		0		137		0		137	

---

Note: Students with Double- or Triple-Majors are counted once in each major declared.

# Declared Majors by Class Standing Seattle Campus

Friday, June 09, 2006

**Tacoma Campus**

Freshman		Sophomore		Junior		Senior		5th Year		Non-Matriculate		All Undergraduate		Graduate		Professional		All Students	
M	F	M	F	M	F	M	F	M	F	M	F	M	F	M	F	M	F	M	F
<b>Visiting from Tacoma Campus</b>																			
				1	1	3	6					4	7	1	6			5	13
0		0		2		9		0		0		11		7		0		18	

**Note: Students with Double- or Triple-Majors are counted once in each major declared.**

## Declared Majors by Class Standing Seattle Campus

Friday, June 09, 2006

---



---

**The Information School**

	Freshman		Sophomore		Junior		Senior		5th Year		Non-Matriculate		All Undergraduate		Graduate		Professional		All Students	
	M	F	M	F	M	F	M	F	M	F	M	F	M	F	M	F	M	F	M	F
<b>Informatics</b>			1		19	4	64	15					84	19					84	19
	0		1		23		79		0		0		103		0		0		103	
<b>Information Management</b>													0	0	40	41			40	41
	0		0		0		0		0		0		0		81		0		81	
<b>Information Science</b>													0	0	11	18			11	18
	0		0		0		0		0		0		0		29		0		29	
<b>Library &amp; Information Science</b>												3	0	3	34	99			34	102
	0		0		0		0		0		3		3		133		0		136	
<b>Library &amp; Information Science (DL)</b>													0	0	26	131			26	131
	0		0		0		0		0		0		0		157		0		157	
<b>Library &amp; Information Science, Even Deg</b>													0	0	2	8			2	8
	0		0		0		0		0		0		0		10		0		10	

---

Note: Students with Double- or Triple-Majors are counted once in each major declared.

## International Students by College Seattle Campus

Friday, June 09, 2006

	Freshman		Sophomore		Junior		Senior		5th Year		Non-Matriculate		All Undergraduate		Graduate		Professional		All Students	
	M	F	M	F	M	F	M	F	M	F	M	F	M	F	M	F	M	F	M	F
	<b>Bothell Campus</b>								1					1	0					1
	0		0		0		1		0		0		1		0		0		1	
<b>College of Architecture and Urban Planning</b>							3	1					3	1	18	13			21	14
	0		0		0		4		0		0		4		31		0		35	
<b>College of Arts and Sciences</b>	113	119	48	49	51	68	66	76		2	1	1	279	315	222	226			501	541
	232		97		119		142		2		2		594		448		0		1042	
<b>College of Education</b>													0	0	6	21			6	21
	0		0		0		0		0		0		0		27		0		27	
<b>College of Engineering</b>	3	1	1		23	6	45	24			2	1	74	32	259	78			333	110
	4		1		29		69		0		3		106		337		0		443	
<b>College of Forest Resources</b>													0	0	17	11			17	11
	0		0		0		0		0		0		0		28		0		28	
<b>College of Ocean and Fisheries Sciences</b>					1								1	0	9	9			10	9
	0		0		1		0		0		0		1		18		0		19	
<b>Interdisciplinary Graduate Programs</b>													0	0	84	77			84	77
	0		0		0		0		0		0		0		161		0		161	
<b>Interdisciplinary Undergraduate Studies</b>											11	9	11	9					11	9
	0		0		0		0		0		20		20		0		0		20	
<b>Interschool or Intercollege Programs</b>			1		1		1	3					1	5	17	10			18	15
	0		1		1		4		0		0		6		27		0		33	
<b>School of Business Administration</b>			2	2	14	10	27	32		1			43	45	126	61			169	106
	0		4		24		59		1		0		88		187		0		275	
<b>School of Dentistry</b>													0	0	18	12			18	12
	0		0		0		0		0		0		0		30		0		30	
<b>School of Law</b>													0	0	30	20	6	14	36	34
	0		0		0		0		0		0		0		50		20		70	

Note: Students with Double- or Triple-Majors across colleges are counted once in each college.

## International Students by College Seattle Campus

Friday, June 09, 2006

	Freshman		Sophomore		Junior		Senior		5th Year		Non-Matriculate		All Undergraduate		Graduate		Professional		All Students	
	M	F	M	F	M	F	M	F	M	F	M	F	M	F	M	F	M	F	M	F
	<b>School of Medicine</b>				1	1	1		1	1	1	1		3	4	36	14			39
	0		1		2		2		2		0		7		50		0		57	
<b>School of Nursing</b>					1		2				1	0	4	1	32			1	36	
	0		0		1		2		0		1		4		33		0		37	
<b>School of Pharmacy</b>					0		0		0		1	1	1	1	4	11	2	20	7	32
	0		0		0		0		0		2		2		15		22		39	
<b>School of Public Affairs</b>					0		0		0				0	0	9	12			9	12
	0		0		0		0		0		0		0		21		0		21	
<b>School of Public Health and Community Medicine</b>					0		0		0				0	0	28	50			28	50
	0		0		0		0		0		0		0		78		0		78	
<b>School of Social Work</b>					1		2						0	3	2	17			2	20
	0		0		1		2		0		0		3		19		0		22	
<b>The Information School</b>							2	2					2	2	9	17			11	19
	0		0		0		4		0		0		4		26		0		30	
<b>Unduplicated Total for Seattle Campus:</b>	116	120	50	53	90	87	133	133	1	4	15	13	405	410	831	641	8	34	1244	1085
	236		103		177		266		5		28		815		1472		42		2329	

Note: Students with Double- or Triple-Majors across colleges are counted once in each college.

## Professional Enrollment by NCR Status Seattle Campus

Friday, June 09, 2006

	First Year		Second Year		Third Year		Fourth Year		Total	
	Male	Female	Male	Female	Male	Female	Male	Female	Male	Female
<b>School of Dentistry</b>										
<b>Continuing</b>	35	21	36	18	40	16	30	23	141	78
	56		54		56		53		219	
<b>New</b>									0	0
	0		0		0		0		0	
<b>Returning</b>									0	0
	0		0		0		0		0	
<b>School of Law</b>										
<b>Continuing</b>	76	95	70	96	54	86			200	277
	171		166		140		0		477	
<b>New</b>									0	0
	0		0		0		0		0	
<b>Returning</b>						1			0	1
	0		0		1		0		1	
<b>School of Medicine</b>										
<b>Continuing</b>	89	85	71	90	78	85	67	106	305	366
	174		161		163		173		671	
<b>New</b>									0	0
	0		0		0		0		0	
<b>Returning</b>								1	0	1
	0		0		0		1		1	
<b>School of Pharmacy</b>										
<b>Continuing</b>	34	76	31	61	23	63	4	15	92	215
	110		92		86		19		307	
<b>New</b>									0	0
	0		0		0		0		0	
<b>Returning</b>								1	0	1
	0		0		0		1		1	
<b>Unduplicated Total for Seattle Campus:</b>	234	277	208	265	195	251	101	146	738	939
	511		473		446		247		1677	

Note: Students with Double- or Triple-Majors across colleges are counted once in each college.

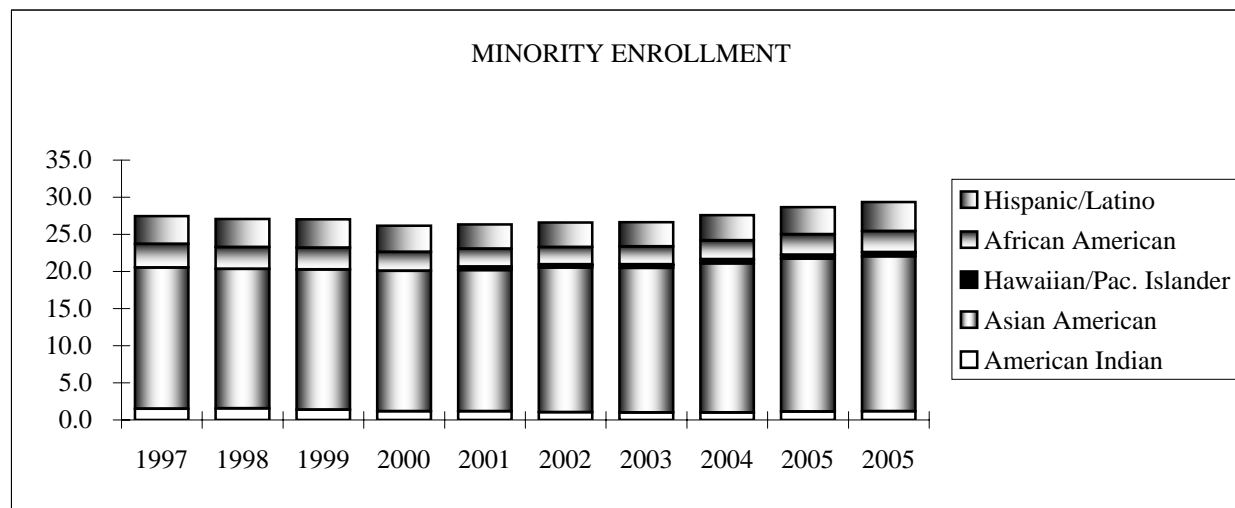
Credits Generated by College and Course Level and Funding Source  
Spring Quarter 2006

COLLEGE	100-299 Level			300-499 Level			500-800 Level			Total		
	State-Funded	Fee Based	Total	State-Funded	Fee Based	Total	State-Funded	Fee Based	Total	State-Funded	Fee Based	Grand Total
Interdisciplinary Undergraduate Programs	2557.0	10.0	2567.0	497.0	5.0	502.0	75.0		75.0	3129.0	15.0	3144.0
Architecture & Urban Planning	2502.0		2502.0	5703.0	24.0	5727.0	2694.0	7.0	2701.0	10899.0	31.0	10930.0
Arts & Sciences	149329.0	366.0	149695.0	100846.0	399.0	101245.0	23851.0	205.0	24056.0	274026.0	970.0	274996.0
Business Administration	5847.0	14.0	5861.0	16122.0	44.0	16166.0	3892.0	32.0	3924.0	25861.0	90.0	25951.0
Education				1436.0	38.0	1474.0	4971.0	384.0	5355.0	6407.0	422.0	6829.0
Engineering	8377.0	27.0	8404.0	15115.0	30.0	15145.0	8470.0	65.0	8535.0	31962.0	122.0	32084.0
Ocean & Fishery Sciences	2908.0		2908.0	1022.0	9.0	1031.0	2013.5	18.0	2031.5	5943.5	27.0	5970.5
Forest Resources	3895.0		3895.0	2441.0	17.0	2458.0	1118.0	7.0	1125.0	7454.0	24.0	7478.0
Public Health & Community Medicine	70.0	2.0	72.0	1113.0	20.0	1133.0	5410.0	562.0	5972.0	6593.0	584.0	7177.0
Nursing				2838.0	43.0	2881.0	1793.0	390.0	2183.0	4631.0	433.0	5064.0
Interschool/Intercollege Programs	540.0		540.0	1406.0	11.0	1417.0	1493.0	20.0	1513.0	3439.0	31.0	3470.0
Pharmacy				2603.0	39.0	2642.0	2173.0	71.0	2244.0	4776.0	110.0	4886.0
Public Affairs							1795.0	156.0	1951.0	1795.0	156.0	1951.0
Interdisciplinary Graduate Programs				50.0		50.0	2895.5	7.0	2902.5	2945.5	7.0	2952.5
The Information School	289.0		289.0	1100.0	3.0	1103.0	1563.0	80.0	1643.0	2952.0	83.0	3035.0
Social Work	260.0		260.0	892.0	15.0	907.0	2556.0	46.0	2602.0	3708.0	61.0	3769.0
Dentistry	44.0	2.0	46.0	5.0		5.0	5156.0	5.0	5161.0	5205.0	7.0	5212.0
Law							7427.0	49.0	7476.0	7427.0	49.0	7476.0
Medicine				7899.5	124.0	8023.5	15802.0	81.0	15883.0	23701.5	205.0	23906.5
<b>Seattle Campus Total</b>	176618.0	421.0	177039	161088.5	821.0	161909.5	95148.0	2185.0	97333	432854.5	3427.0	436281.5
Bothell Branch Campus				15278.0	150.0	15428.0	1529.0	35.0	1564.0	16807.0	185.0	16992.0
Tacoma Branch Campus	75.0		75.0	19923.0	169.0	20092.0	2443.0	89.0	2532.0	22441.0	258.0	22699.0
<b>All University Total</b>	176693.0	421.0	177114.0	196289.5	1140.0	197429.5	99120.0	2309.0	101429.0	472102.5	3870.0	475972.5

University of Washington  
Historical Enrollments by Term  
1946 - 2006

SCHOOL YEAR	AUTUMN		WINTER		SPRING		SCHOOL YEAR	AUTUMN		WINTER		SPRING	
	TOTAL ENROLLMENT	% INCREASE (DECREASE) FROM SPRING	TOTAL ENROLLMENT	% INCREASE (DECREASE) FROM AUTUMN	TOTAL ENROLLMENT	% INCREASE (DECREASE) FROM WINTER		TOTAL ENROLLMENT	% INCREASE (DECREASE) FROM SPRING	TOTAL ENROLLMENT	% INCREASE (DECREASE) FROM AUTUMN	TOTAL ENROLLMENT	% INCREASE (DECREASE) FROM WINTER
	1946 - 1947	15,594	28.46%	15,290	-1.95%	14,462		-5.42%	1978 - 1979	36,249	13.38%	33,709	-7.01%
1947 - 1948	15,990	10.57%	15,496	-3.09%	14,737	-4.90%	1979 - 1980	37,547	15.33%	34,376	-8.45%	32,189	-6.36%
1948 - 1949	16,650	12.98%	16,203	-2.68%	15,299	-5.58%	1980 - 1981	36,636	13.82%	34,703	-5.28%	32,148	-7.36%
1949 - 1950	16,380	7.07%	15,891	-2.99%	14,741	-7.24%	1981 - 1982	35,290	9.77%	31,874	-9.68%	30,941	-2.93%
1950 - 1951	14,590	-1.02%	13,714	-6.00%	13,153	-4.09%	1982 - 1983	34,468	11.40%	32,328	-6.21%	30,752	-4.88%
1951 - 1952	13,297	1.09%	12,524	-5.81%	11,749	-6.19%	1983 - 1984	34,308	11.56%	32,501	-5.27%	30,366	-6.57%
1952 - 1953	13,072	11.26%	12,472	-4.59%	11,681	-6.34%	1984 - 1985	34,452	13.46%	32,480	-5.72%	29,943	-7.81%
1953 - 1954	13,048	11.70%	12,519	-4.05%	11,879	-5.11%	1985 - 1986	34,086	13.84%	31,631	-7.20%	30,182	-4.58%
1954 - 1955	13,675	15.12%	13,185	-3.58%	12,512	-5.10%	1986 - 1987	33,674	11.57%	31,605	-6.14%	30,071	-4.85%
1955 - 1956	14,165	13.21%	13,758	-2.87%	12,957	-5.82%	1987 - 1988	33,302	10.74%	31,814	-4.47%	30,227	-4.99%
1956 - 1957	14,947	15.36%	14,405	-3.63%	13,386	-7.07%	1988 - 1989	33,460	10.70%	31,716	-5.21%	30,161	-4.90%
1957 - 1958	15,427	15.25%	14,903	-3.40%	13,999	-6.07%	1989 - 1990	33,238	10.20%	31,791	-4.35%	30,361	-4.50%
1958 - 1959	16,202	15.74%	15,378	-5.09%	14,359	-6.63%	1990 - 1991	33,536	10.46%	31,791	-5.20%	31,068	-2.27%
1959 - 1960	16,882	17.57%	15,947	-5.54%	14,961	-6.18%	1991 - 1992	34,269	10.30%	32,582	-4.92%	31,018	-4.80%
1960 - 1961	18,143	21.27%	17,340	-4.43%	16,285	-6.08%	1992 - 1993	34,598	11.54%	32,749	-5.34%	31,271	-4.51%
1961 - 1962	18,841	15.70%	17,609	-6.54%	16,164	-8.21%	1993 - 1994	34,000	8.73%	32,704	-3.81%	31,241	-4.47%
1962 - 1963	19,130	18.35%	18,428	-3.67%	17,364	-5.77%	1994 - 1995	33,719	7.93%	32,502	-3.61%	30,991	-4.65%
1963 - 1964	20,962	20.72%	20,010	-4.54%	19,019	-4.95%	1995 - 1996	33,996	9.70%	32,498	-4.41%	31,173	-4.08%
1964 - 1965	22,930	20.56%	21,868	-4.63%	20,951	-4.19%	1996 - 1997	34,368	10.25%	33,194	-3.42%	31,668	-4.60%
1965 - 1966	25,152	20.05%	23,920	-4.90%	22,657	-5.28%	1997 - 1998	35,367	11.68%	33,881	-4.20%	32,198	-4.97%
1966 - 1967	26,431	16.66%	25,122	-4.95%	23,944	-4.69%	1998 - 1999	35,108	9.04%	33,869	-3.53%	32,654	-3.59%
1967 - 1968	29,977	25.20%	28,505	-4.91%	27,951	-1.94%	1999 - 2000	35,559	8.90%	34,179	-3.88%	32,929	-3.66%
1968 - 1969	31,913	14.17%	30,698	-3.81%	29,923	-2.52%	2000 - 2001	36,139	9.75%	34,883	-3.48%	33,443	-4.13%
1969 - 1970	32,749	9.44%	32,043	-2.16%	31,099	-2.95%	2001 - 2002	37,412	11.87%	36,168	-3.33%	34,765	-3.88%
1970 - 1971	33,202	6.76%	32,494	-2.13%	31,581	-2.81%	2002 - 2003	39,216	12.80%	37,625	-4.06%	36,103	-4.05%
1971 - 1972	33,478	6.01%	31,916	-4.67%	30,765	-3.61%	2003 - 2004	39,136	8.40%	37,708	-3.65%	36,117	-4.22%
1972 - 1973	34,125	10.92%	33,437	-2.02%	31,983	-4.35%	2004 - 2005	39,199	8.53%	37,723	-3.77%	36,335	-3.68%
1973 - 1974	34,524	7.94%	33,212	-3.80%	31,633	-4.75%	2005 - 2006	39,251	8.03%	37,821	-3.64%	36,278	-4.08%
1974 - 1975	34,504	9.08%	33,036	-4.25%	31,874	-3.52%							
1975 - 1976	35,434	11.17%	33,651	-5.03%	31,895	-5.22%							
1976 - 1977	35,277	10.60%	33,551	-4.89%	32,229	-3.94%							
1977 - 1978	37,120	15.18%	33,967	-8.49%	31,972	-5.87%							

- 1) Evening Program enrollments added beginning Autumn Quarter, 1967
- 2) Faculty/Staff Tuition Waiver enrollments added beginning Autumn Quarter, 1979
- 3) Matriculated Self-Sustaining enrollments added beginning Autumn Quarter, 1997
- 4) Non-Matriculated Self-Sustaining enrollments added beginning Autumn Quarter, 2002



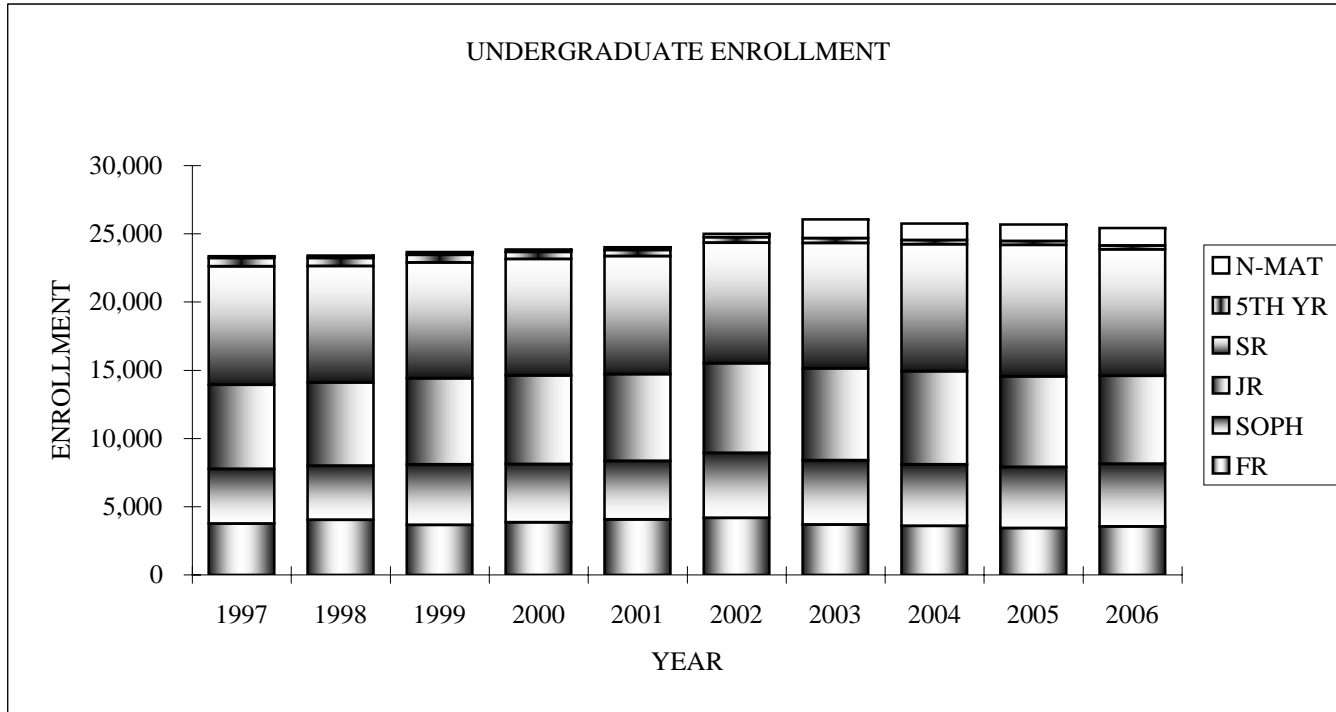
**MINORITY ENROLLMENT-SPRING**

	1997	1998	1999	2000	2001	2002	2003	2004	2005	2005
American Indian	481	495	457	380	384	356	357	353	403	419
Asian American	6,010	6,059	6,163	6,241	6,361	6,772	7,035	7,266	7,483	7,568
Hawaiian/Pac. Islander*					161	158	172	194	200	208
African American	1,023	946	958	837	810	810	875	925	1,003	1,024
Hispanic/Latino	1,177	1,217	1,252	1,154	1,092	1,150	1,180	1,230	1,319	1,429
<b>Total Minority</b>	<b>8,691</b>	<b>8,717</b>	<b>8,830</b>	<b>8,612</b>	<b>8,808</b>	<b>9,246</b>	<b>9,619</b>	<b>9,968</b>	<b>10,408</b>	<b>10,648</b>

**MINORITY ENROLLMENT--PERCENT OF TOTAL ENROLLMENT**

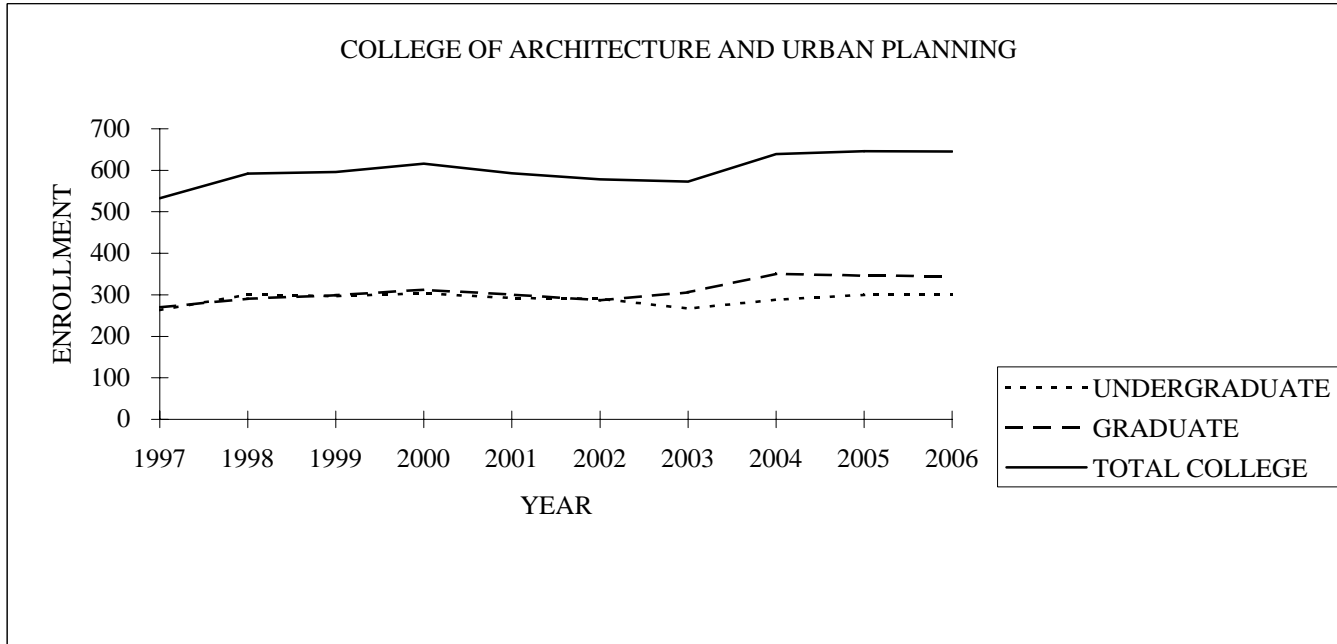
	1997	1998	1999	2000	2001	2002	2003	2004	2005	2005
American Indian	1.5	1.5	1.4	1.2	1.1	1.0	1.0	1.0	1.1	1.2
Asian American	19.0	18.8	18.9	19.0	19.0	19.5	19.5	20.1	20.6	20.9
Hawaiian/Pac. Islander	0.0	0.0	0.0	0.0	0.5	0.5	0.5	0.5	0.6	0.6
African American	3.2	2.9	2.9	2.5	2.4	2.3	2.4	2.6	2.8	2.8
Hispanic/Latino	3.7	3.8	3.8	3.5	3.3	3.3	3.3	3.4	3.6	3.9
<b>Total Minority</b>	<b>27.4</b>	<b>27.1</b>	<b>27.0</b>	<b>26.2</b>	<b>26.3</b>	<b>26.6</b>	<b>26.6</b>	<b>27.6</b>	<b>28.6</b>	<b>29.4</b>
<b>Total UW Enrollment</b>	<b>31668</b>	<b>32198</b>	<b>32654</b>	<b>32929</b>	<b>33443</b>	<b>34765</b>	<b>36103</b>	<b>36117</b>	<b>36335</b>	<b>36278</b>

\* Hawaiian/Pacific Islanders grouped with Asian Americans prior to Spring 2001  
 Minorenr.xls  
 7/11/2006



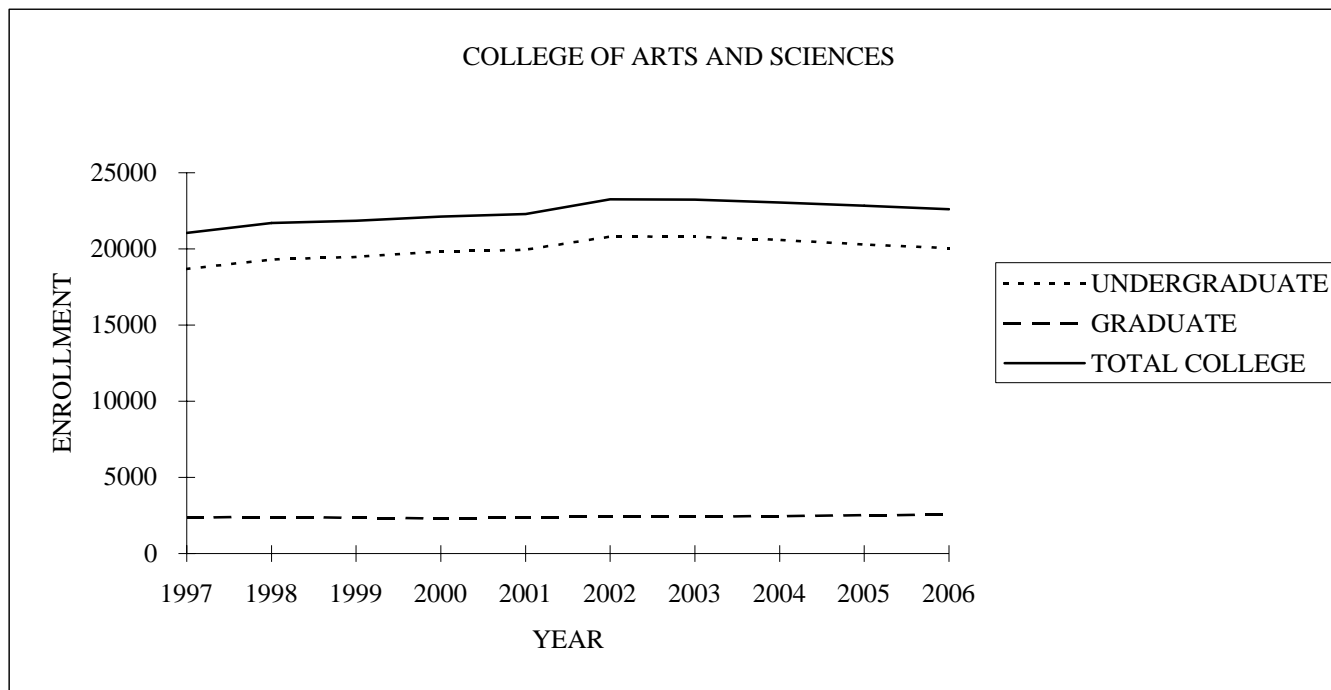
#### UNDERGRADUATE ENROLLMENT-SPRING

	1997	1998	1999	2000	2001	2002	2003	2004	2005	2006
FR	3,759	4,038	3,662	3,850	4,066	4,183	3,672	3,595	3,427	3,551
SOPH	4,006	3,959	4,433	4,272	4,281	4,754	4,726	4,492	4,489	4,594
JR	6,172	6,109	6,299	6,487	6,367	6,560	6,724	6,827	6,634	6,447
SR	8,665	8,521	8,489	8,548	8,640	8,843	9,212	9,305	9,625	9,273
5TH YR	617	592	564	506	447	400	334	306	293	278
N-MAT	149	194	224	195	210	256	1,389	1,235	1,227	1,272



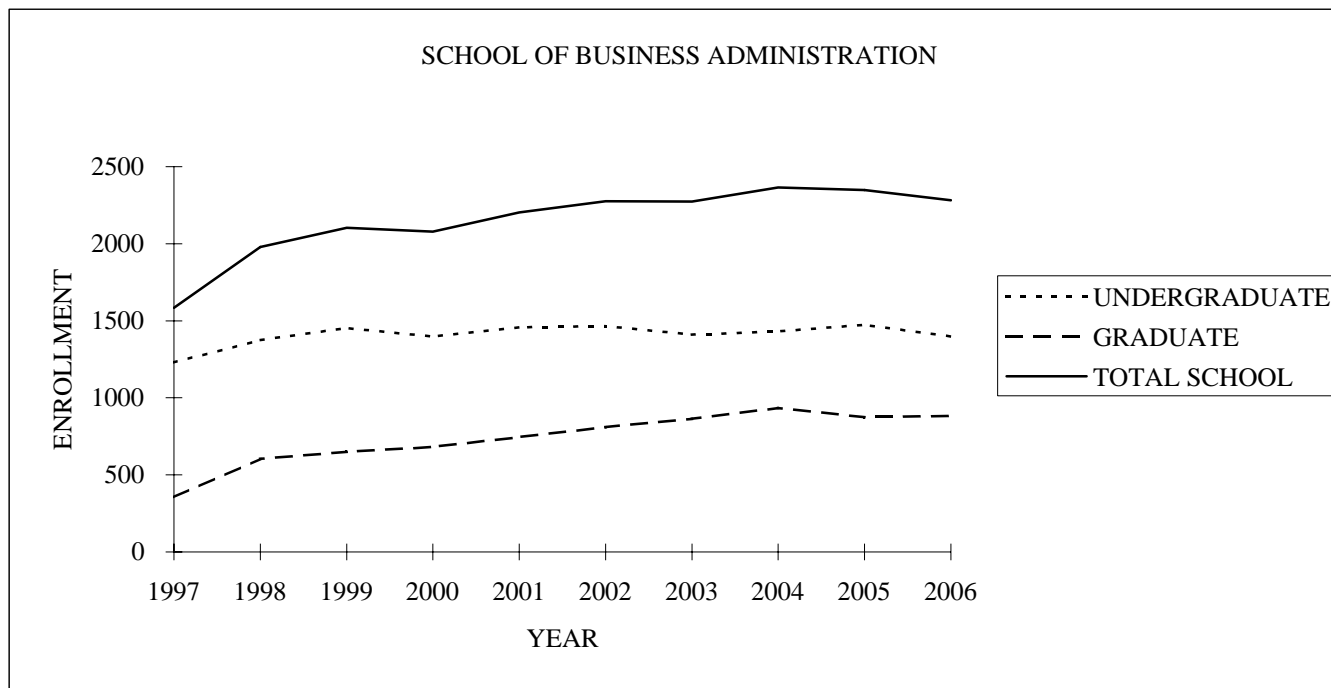
**COLLEGE OF ARCHITECTURE AND URBAN PLANNING - SPRING**

	1997	1998	1999	2000	2001	2002	2003	2004	2005	2006
UNDERGRADUATE	263	301	297	304	292	291	267	288	300	300
GRADUATE	270	291	299	312	301	287	306	351	346	345
TOTAL COLLEGE	533	592	596	616	593	578	573	639	646	645
TOTAL UNIV.	31,668	32,198	32,654	32,929	33,443	34,765	36,103	36,117	36,335	36,278



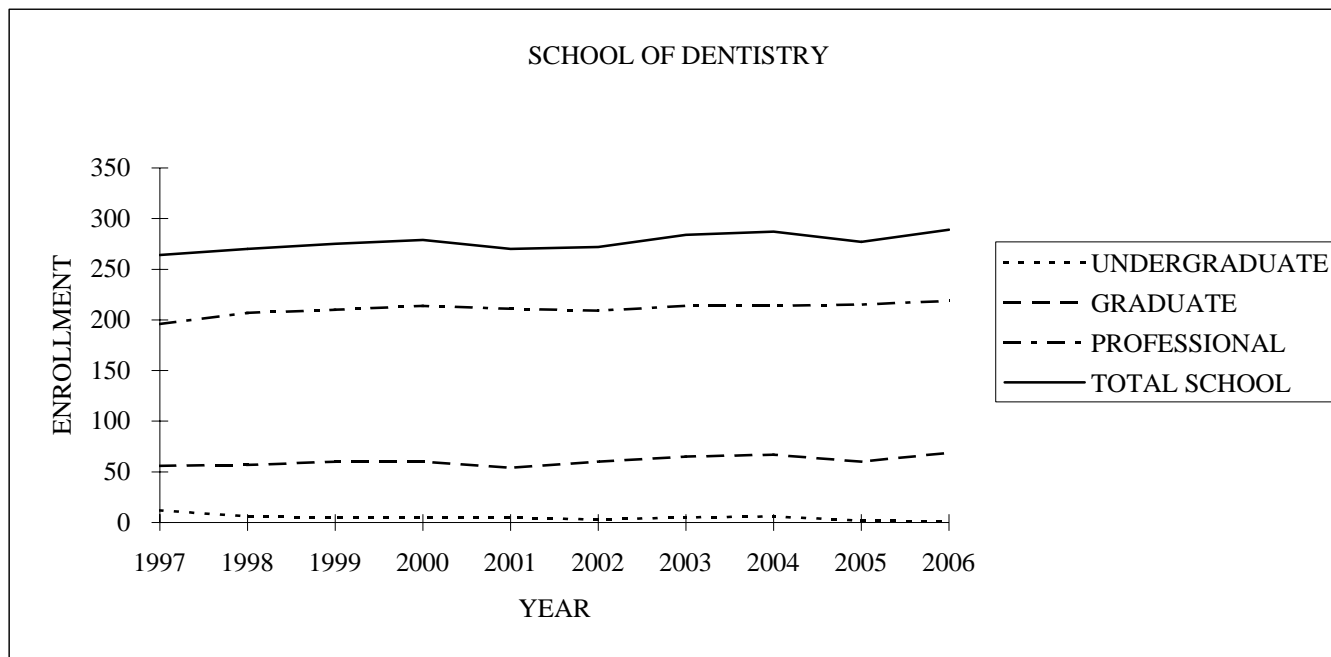
**COLLEGE OF ARTS & SCIENCES - SPRING**

	1997	1998	1999	2000	2001	2002	2003	2004	2005	2006
UNDERGRADUATE	18680	19305	19485	19822	19929	20816	20798	20581	20298	20050
GRADUATE	2371	2388	2361	2308	2364	2442	2436	2461	2530	2547
TOTAL COLLEGE	21,051	21,693	21,846	22,130	22,293	23,258	23,234	23,042	22,828	22,597
TOTAL UNIV.	31,668	32,198	32,654	32,929	33,443	34,765	36,103	36,117	36,335	36,278



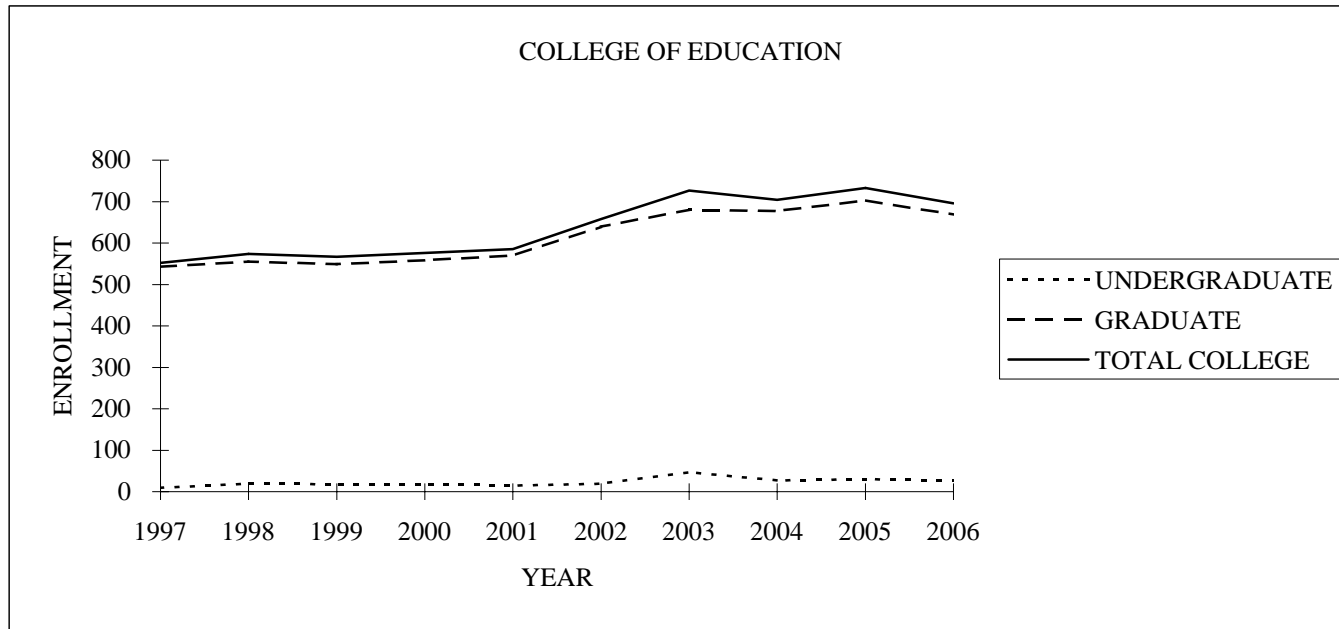
**SCHOOL OF BUSINESS ADMINISTRATION - SPRING**

	1997	1998	1999	2000	2001	2002	2003	2004	2005	2006
UNDERGRADUATE	1230	1374	1453	1397	1458	1466	1409	1430	1474	1398
GRADUATE	355	605	650	681	746	809	864	934	875	883
TOTAL SCHOOL	1,585	1,979	2,103	2,078	2,204	2,275	2,273	2,364	2,349	2,281
TOTAL UNIV.	31,668	32,198	32,654	32,929	33,443	34,765	36,103	36,117	36,335	36,278



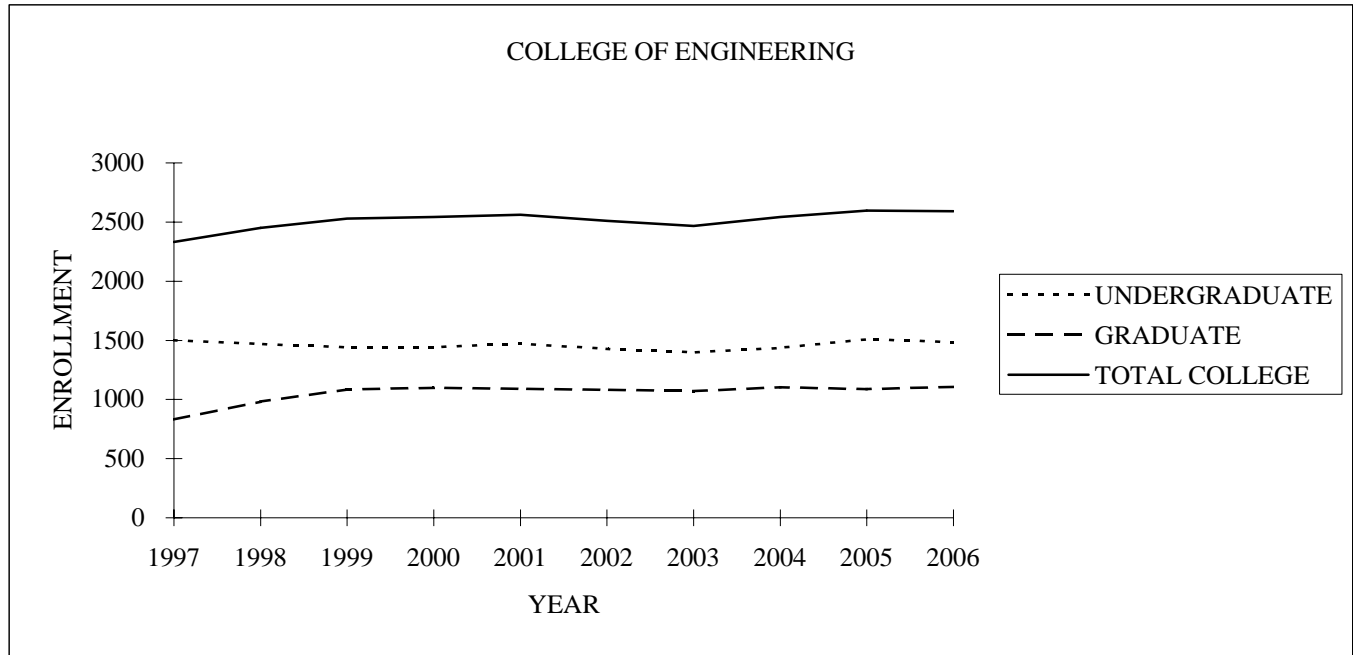
**SCHOOL OF DENTISTRY - SPRING**

	1997	1998	1999	2000	2001	2002	2003	2004	2005	2006
UNDERGRADUATE	12	6	5	5	5	3	5	6	2	1
GRADUATE	56	57	60	60	54	60	65	67	60	69
PROFESSIONAL	196	207	210	214	211	209	214	214	215	219
TOTAL SCHOOL	264	270	275	279	270	272	284	287	277	289
TOTAL UNIV.	31,668	32,198	32,654	32,929	33,443	34,765	36,103	36,117	36,335	36,278



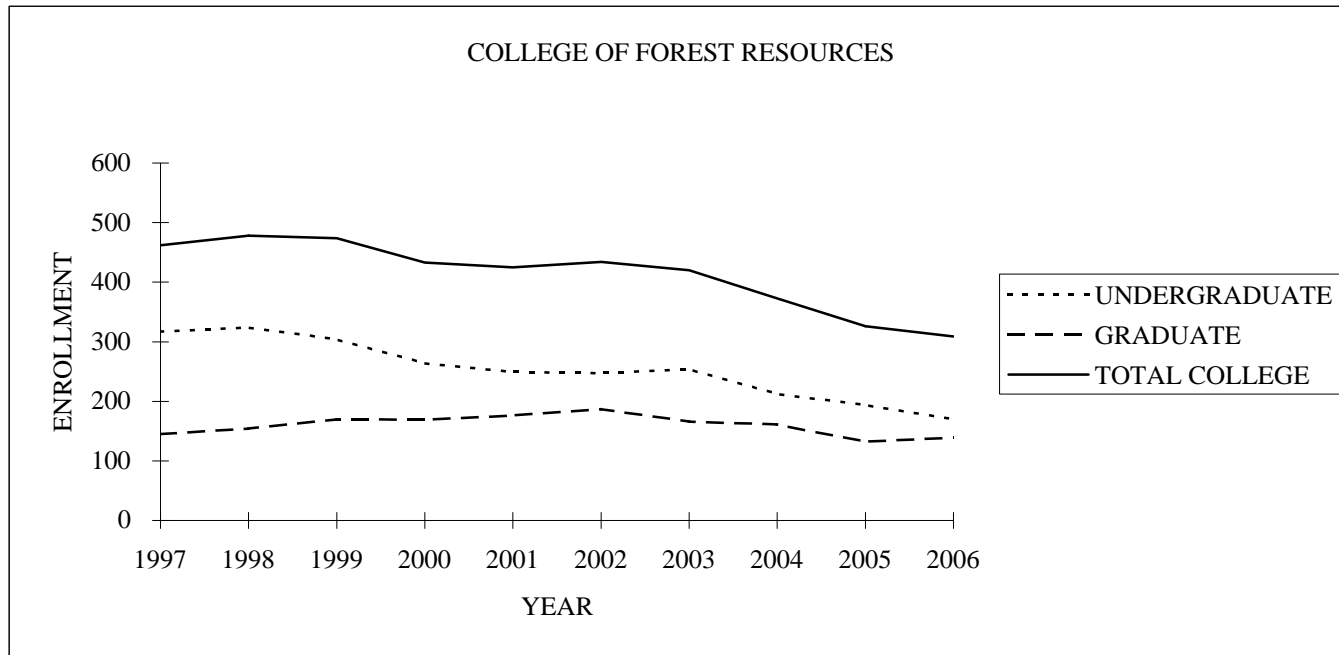
COLLEGE OF EDUCATION - SPRING

	1997	1998	1999	2000	2001	2002	2003	2004	2005	2006
UNDERGRADUATE	9	19	18	18	15	19	47	27	30	27
GRADUATE	543	555	549	558	570	639	680	677	703	669
TOTAL COLLEGE	552	574	567	576	585	658	727	704	733	696
TOTAL UNIV	31,668	32,198	32,654	32,929	33,443	34,765	36,103	36,117	36,335	36,278



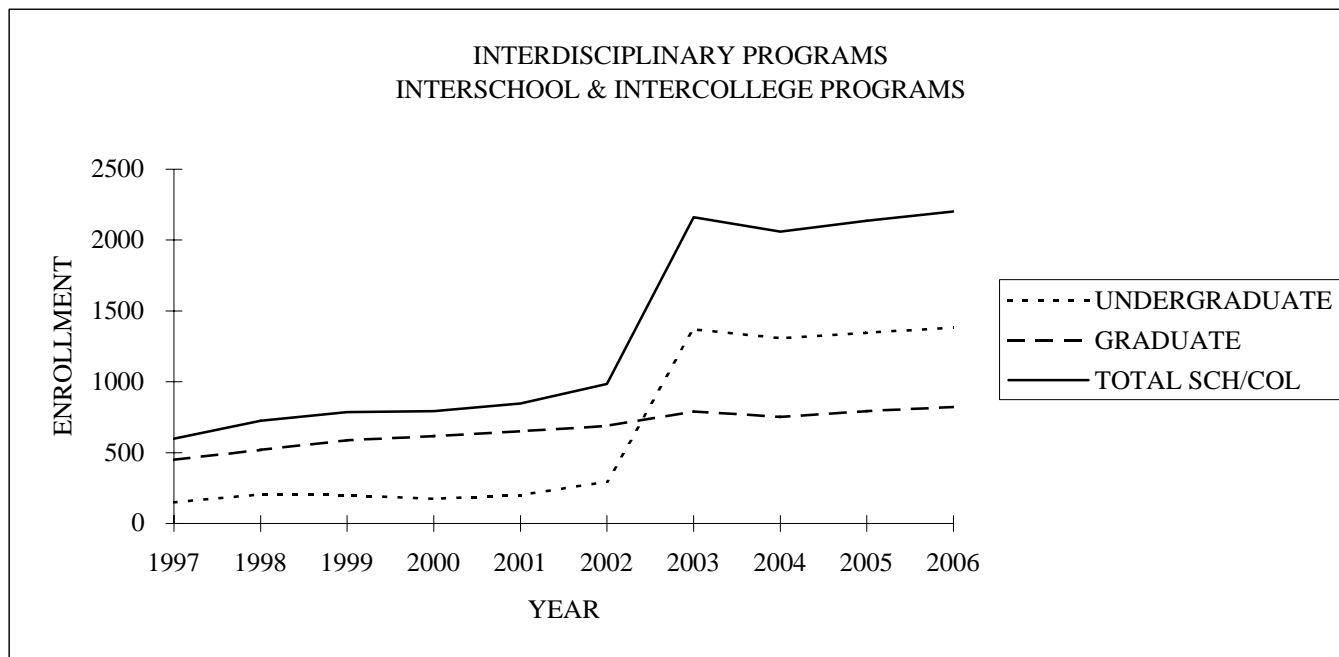
**COLLEGE OF ENGINEERING - SPRING**

	1997	1998	1999	2000	2001	2002	2003	2004	2005	2006
UNDERGRADUATE	1502	1470	1443	1443	1472	1429	1398	1437	1509	1484
GRADUATE	831	982	1086	1099	1091	1082	1070	1105	1088	1107
TOTAL COLLEGE	2,333	2,452	2,529	2,542	2,563	2,511	2,468	2,542	2,597	2,591
TOTAL UNIV	31,668	32,198	32,654	32,929	33,443	34,765	36,103	36,117	36,335	36,278



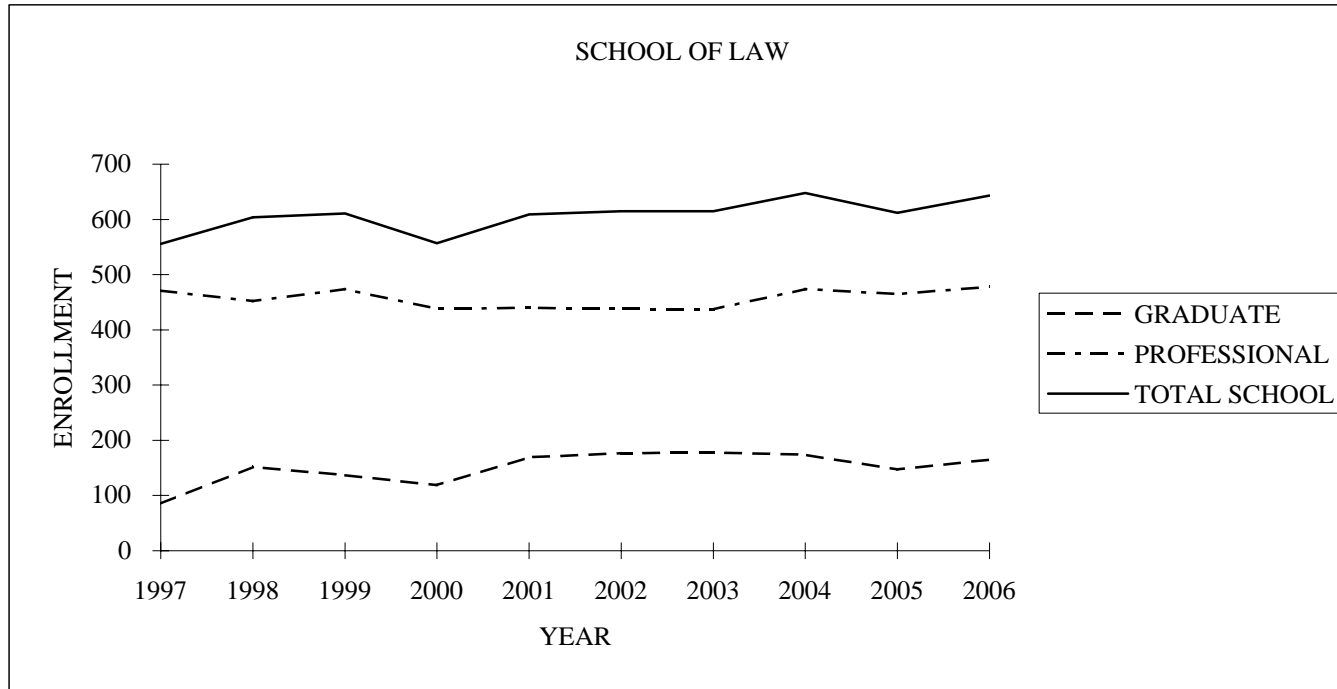
**COLLEGE OF FOREST RESOURCES - SPRING**

	1997	1998	1999	2000	2001	2002	2003	2004	2005	2006
UNDERGRADUATE	317	324	304	264	249	247	254	212	194	170
GRADUATE	145	154	170	169	176	187	166	161	132	139
TOTAL COLLEGE	462	478	474	433	425	434	420	373	326	309
TOTAL UNIV.	31,668	32,198	32,654	32,929	33,443	34,765	36,103	36,117	36,335	36,278



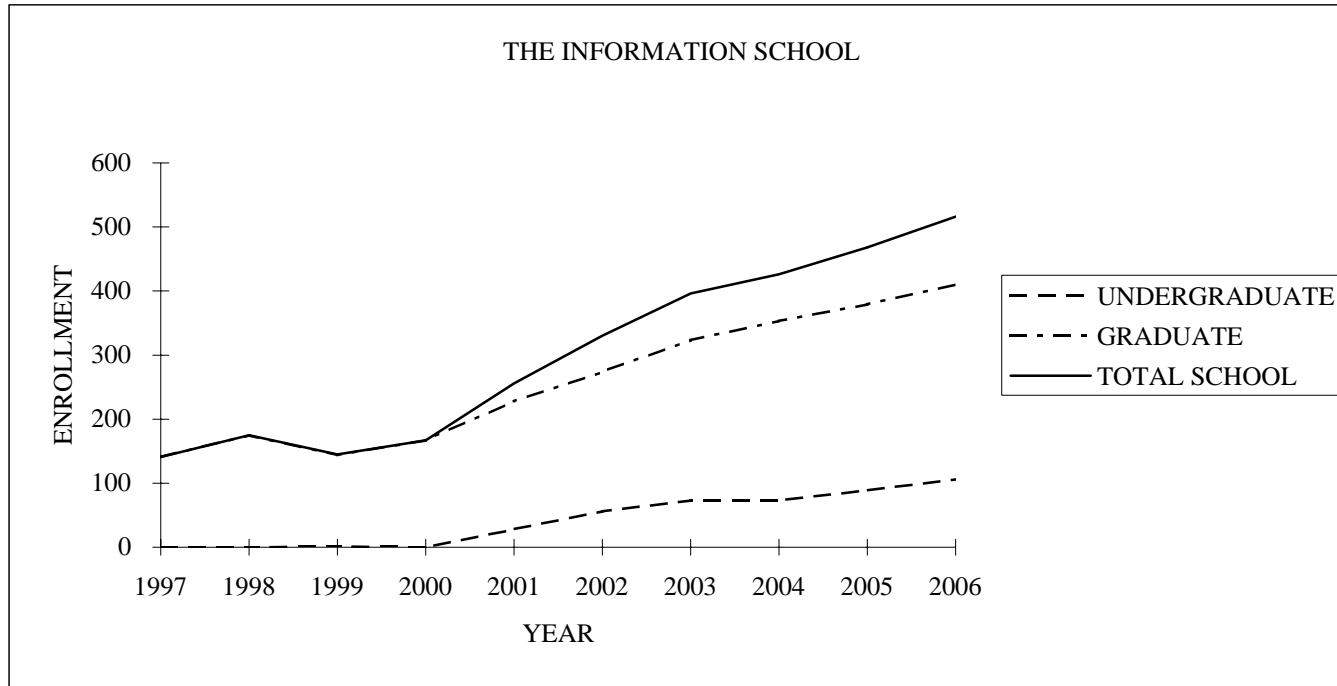
**INTERDISCIPLINARY PROGRAMS/INTERSCHOOL OR INTERCOLLEGE - SPRING**

	1997	1998	1999	2000	2001	2002	2003	2004	2005	2006
UNDERGRADUATE	149	206	198	175	198	295	1371	1307	1345	1381
GRADUATE	450	519	588	617	650	689	790	753	792	821
TOTAL SCH/COL	599	725	786	792	848	984	2,161	2,060	2,137	2,202
TOTAL UNIV.	31,668	32,198	32,654	32,929	33,443	34,765	36,103	36,117	36,335	36,278



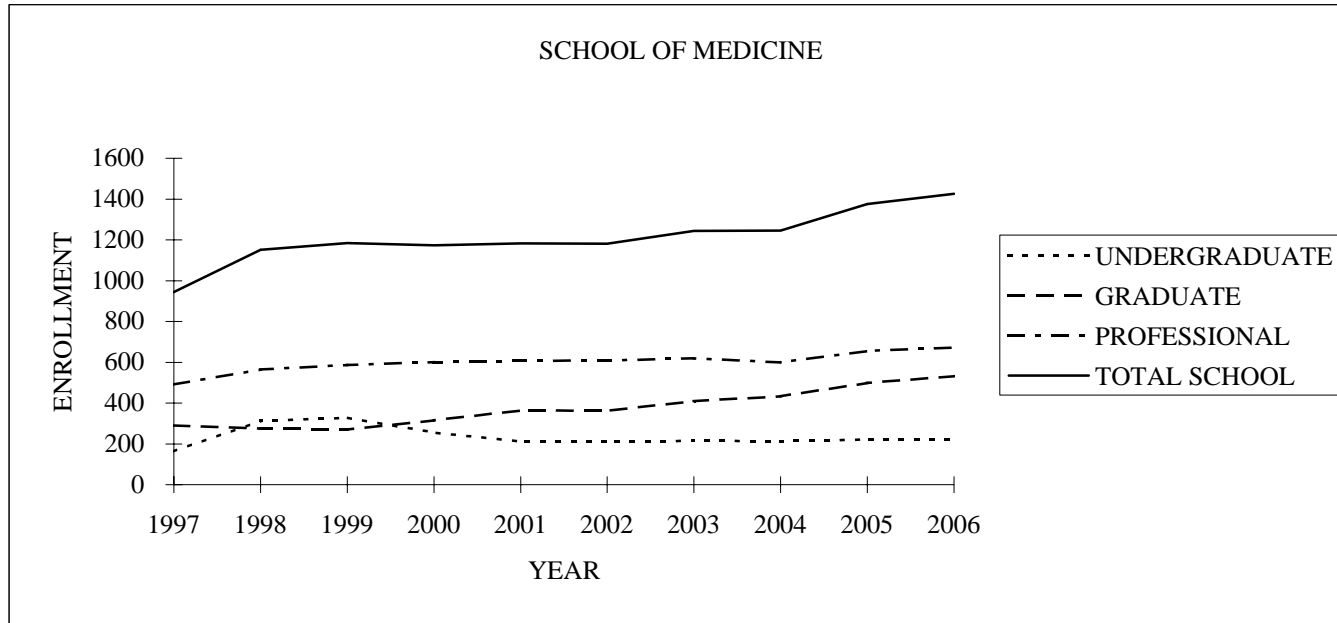
SCHOOL OF LAW - SPRING

	1997	1998	1999	2000	2001	2002	2003	2004	2005	2006
GRADUATE	85	152	137	119	169	177	178	174	147	165
PROFESSIONAL	471	452	474	438	440	438	437	474	465	478
TOTAL SCHOOL	556	604	611	557	609	615	615	648	612	643
TOTAL UNIV.	31,668	32,198	32,654	32,929	33,443	34,765	36,103	36,117	36,335	36,278



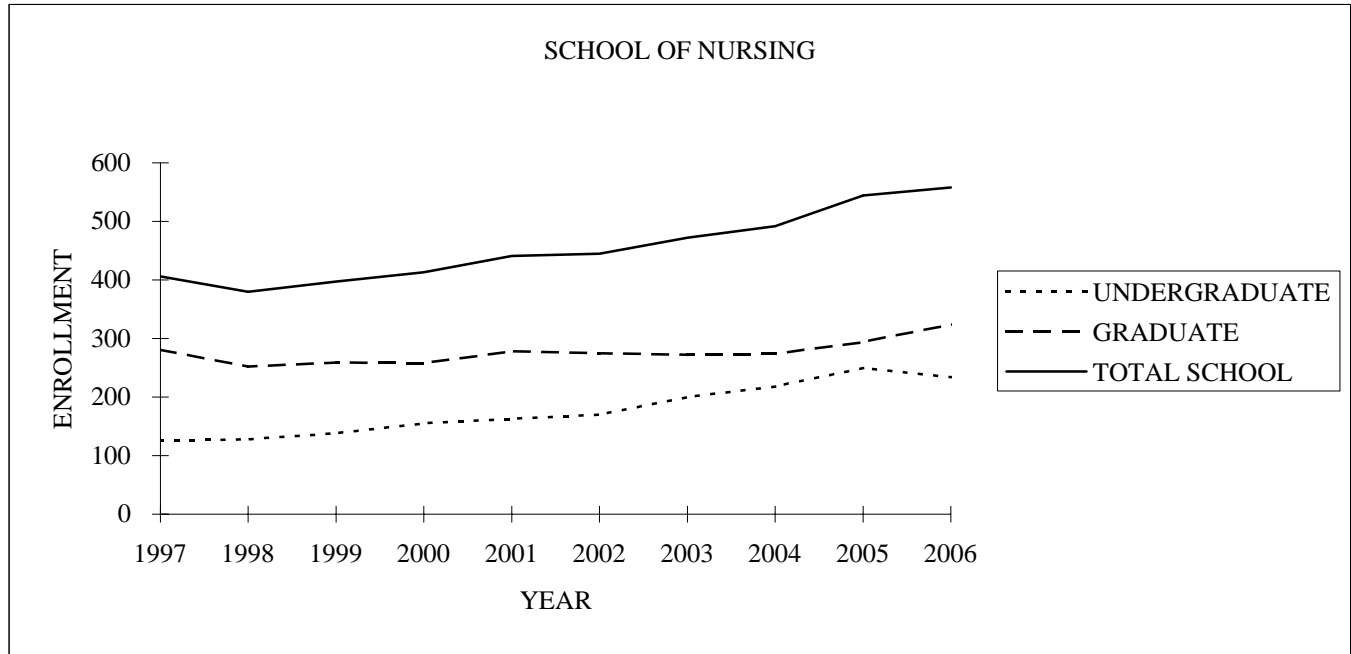
THE INFORMATION SCHOOL - SPRING

	1997	1998	1999	2000	2001	2002	2003	2004	2005	2006
UNDERGRADUATE			1		28	56	73	73	89	106
GRADUATE	141	175	144	167	228	274	323	353	379	410
TOTAL SCHOOL	141	175	145	167	256	330	396	426	468	516
TOTAL UNIV.	31,668	32,198	32,654	32,929	33,443	34,765	36,103	36,117	36,335	36,278



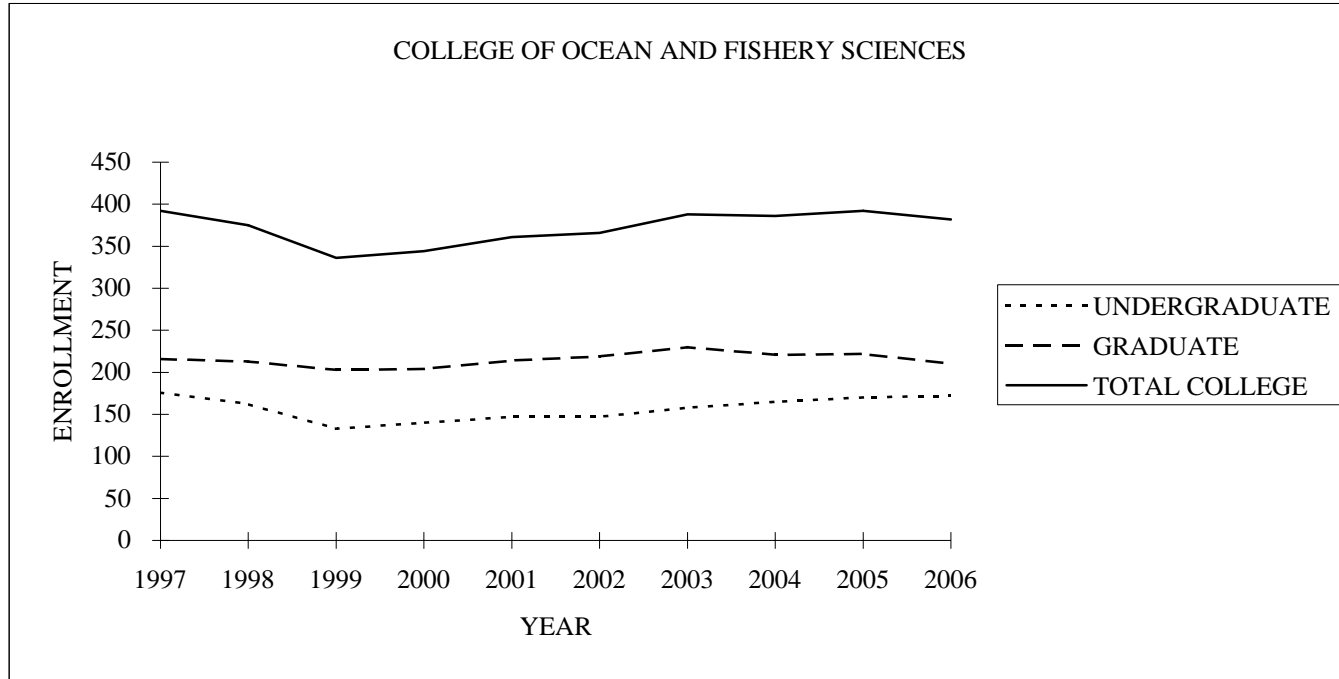
SCHOOL OF MEDICINE - SPRING

	1997	1998	1999	2000	2001	2002	2003	2004	2005	2006
UNDERGRADUATE	163	312	328	256	212	210	215	214	221	223
GRADUATE	290	275	270	316	364	362	410	433	499	531
PROFESSIONAL	491	565	587	601	607	609	619	599	655	672
TOTAL SCHOOL	944	1,152	1,185	1,173	1,183	1,181	1,244	1,246	1,375	1,426
TOTAL UNIV.	31,668	32,198	32,654	32,929	33,443	34,765	36,103	36,117	36,335	36,278



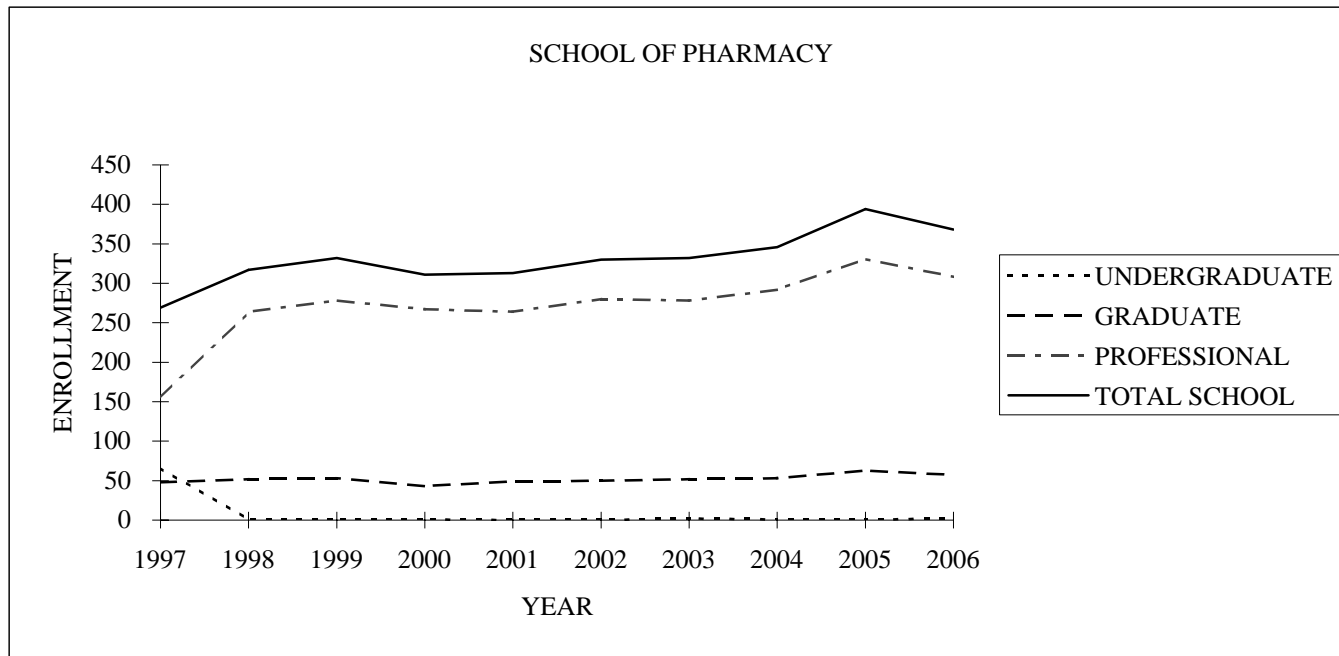
**SCHOOL OF NURSING - SPRING**

	1997	1998	1999	2000	2001	2002	2003	2004	2005	2006
UNDERGRADUATE	125	128	138	155	163	170	200	218	250	234
GRADUATE	281	252	259	258	278	275	272	274	294	324
TOTAL SCHOOL	406	380	397	413	441	445	472	492	544	558
TOTAL UNIV.	31,668	32,198	32,654	32,929	33,443	34,765	36,103	36,117	36,335	36,278



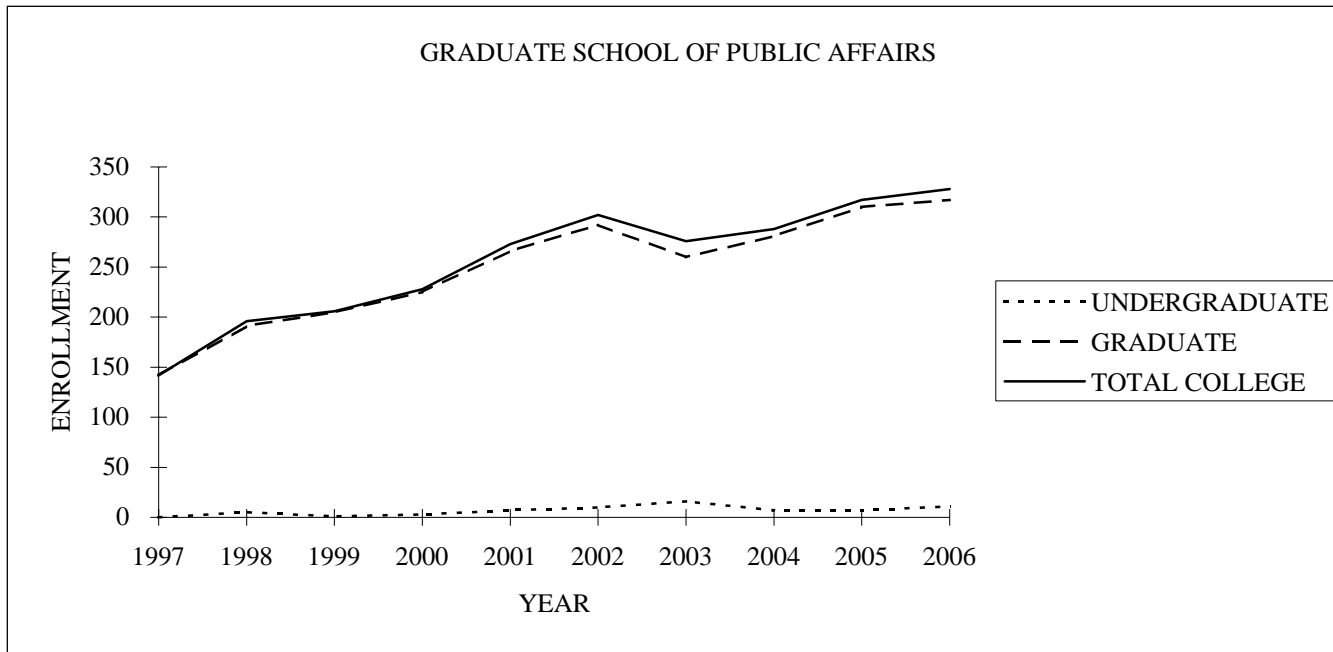
**COLLEGE OF OCEAN AND FISHERY SCIENCES - SPRING**

	1997	1998	1999	2000	2001	2002	2003	2004	2005	2006
UNDERGRADUATE	176	162	133	140	147	147	158	165	170	172
GRADUATE	216	213	203	204	214	219	230	221	222	210
TOTAL COLLEGE	392	375	336	344	361	366	388	386	392	382
TOTAL UNIV.	31,668	32,198	32,654	32,929	33,443	34,765	36,103	36,117	36,335	36,278



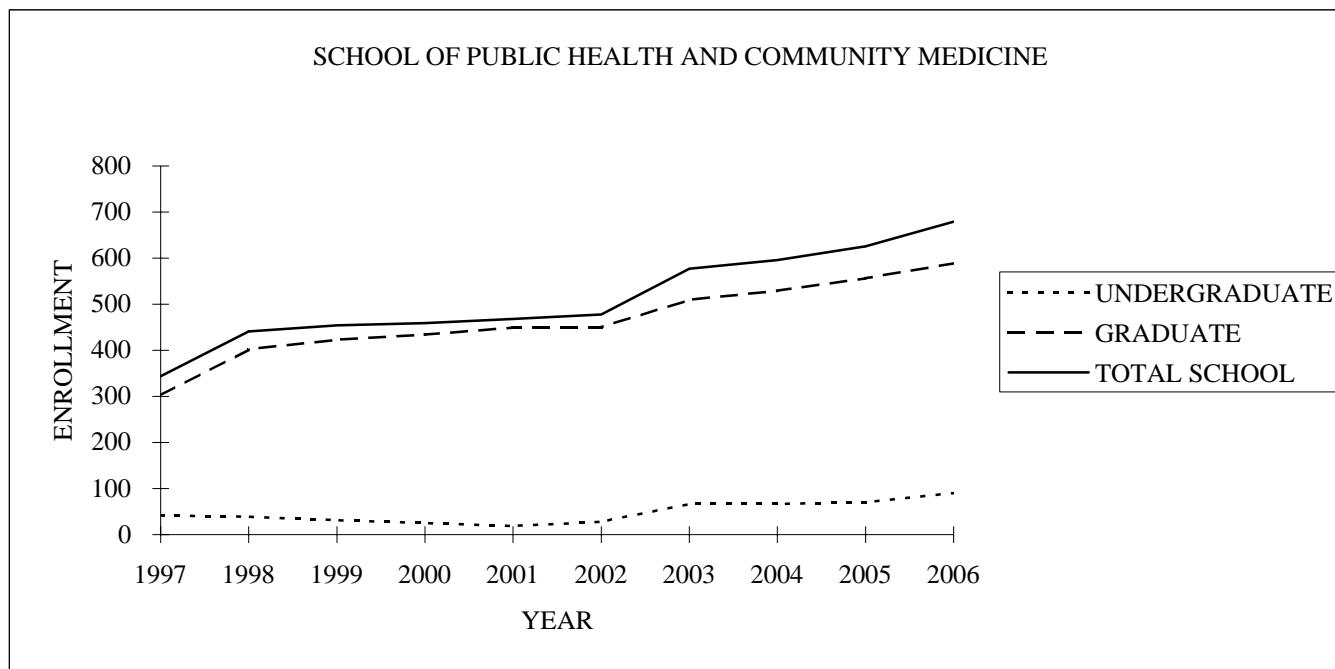
**SCHOOL OF PHARMACY - SPRING**

	1997	1998	1999	2000	2001	2002	2003	2004	2005	2006
UNDERGRADUATE	66	1	1	1			2	1		3
GRADUATE	48	52	53	43	49	50	52	53	63	57
PROFESSIONAL	155	264	278	267	264	280	278	292	331	308
TOTAL SCHOOL	269	317	332	311	313	330	332	346	394	368
TOTAL UNIV.	31,668	32,198	32,654	32,929	33,443	34,765	36,103	36,117	36,335	36,278



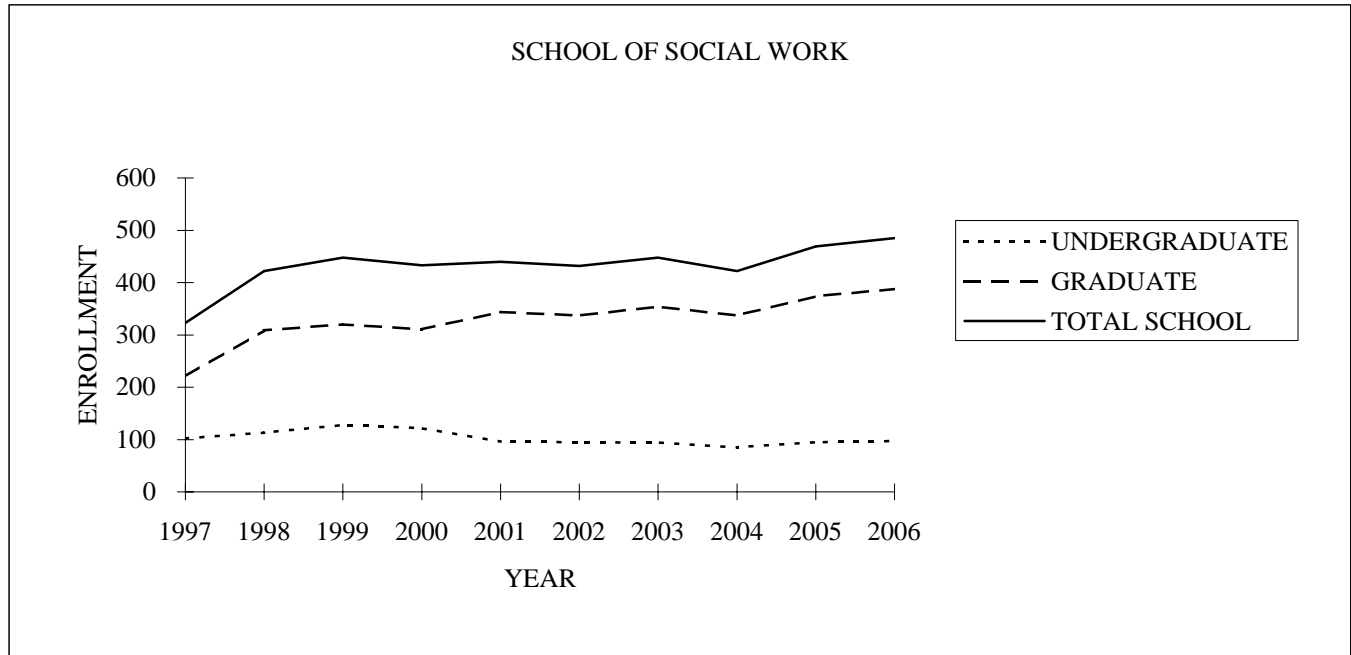
**GRADUATE SCHOOL OF PUBLIC AFFAIRS - SPRING**

	1997	1998	1999	2000	2001	2002	2003	2004	2005	2006
UNDERGRADUATE		5	1	3	7	10	16	7	7	11
GRADUATE	142	191	205	225	266	292	260	281	310	317
TOTAL COLLEGE	142	196	206	228	273	302	276	288	317	328
TOTAL UNIV.	31,668	32,198	32,654	32,929	33,443	34,765	36,103	36,117	36,335	36,278



SCHOOL OF PUBLIC HEALTH AND COMMUNITY MEDICINE - SPRING

	1997	1998	1999	2000	2001	2002	2003	2004	2005	2006
UNDERGRADUATE	42	39	31	25	19	28	67	67	70	90
GRADUATE	302	402	423	434	449	450	510	529	556	589
TOTAL SCHOOL	344	441	454	459	468	478	577	596	626	679
TOTAL UNIV.	31,668	32,198	32,654	32,929	33,443	34,765	36,103	36,117	36,335	36,278



SCHOOL OF SOCIAL WORK - SPRING

	1997	1998	1999	2000	2001	2002	2003	2004	2005	2006
UNDERGRADUATE	102	113	128	122	96	95	94	85	95	97
GRADUATE	221	309	320	311	344	337	354	337	374	388
TOTAL SCHOOL	323	422	448	433	440	432	448	422	469	485
TOTAL UNIV.	31,668	32,198	32,654	32,929	33,443	34,765	36,103	36,117	36,335	36,278

University of Washington  
Enrollment by New, Continuing and Returning Status  
Bothell Campus

	Freshman		Sophomore		Junior		Senior		Fifth Year		Non-Matriculated		All Undergraduates		Professional		Graduate		Grand Total		
	Male	Female	Male	Female	Male	Female	Male	Female	Male	Female	Male	Female	Male	Female	Male	Female	Male	Female	Male	Female	
Continuing	0	0	1	7	184	207	265	365	26	68	2	0	478	647	0	0	83	127	561	774	
		0		8		391		630		94		2		1125		0	210		1335		
New	0	0	5	13	42	44	3	4	6	27	0	10	56	98	0	0	0	4	4	56	102
		0		18		86		7		33		10		154		0	4		158		
Returning	0	0	1	0	1	0	5	3	0	1	0	0	7	4	0	0	0	0	7	4	
		0		1		1		8		1		0		11		0	0		11		
Total	0	0	7	20	227	251	273	372	32	96	2	10	541	749	0	0	83	131	624	880	
		0		27		478		645		128		12		1290		0	214		1504		

	Continuing		New		Returning		Total	
	#	%	#	%	#	%	#	%
Freshman	0	0.00%	0	0.00%	0	0.00%	0	0.00%
Sophomore	8	0.53%	18	1.20%	1	0.07%	27	1.80%
Junior	391	26.00%	86	5.72%	1	0.07%	478	31.78%
Senior	630	41.89%	7	0.47%	8	0.53%	645	42.89%
Fifth Year	94	6.25%	33	2.19%	1	0.07%	128	8.51%
Non-Matriculated	2	0.13%	10	0.66%	0	0.00%	12	0.80%
All Undergraduate	1125	74.80%	154	10.24%	11	0.73%	1290	85.77%
Professional	0	0.00%	0	0.00%	0	0.00%	0	0.00%
Graduate	210	13.96%	4	0.27%	0	0.00%	214	14.23%
Grand Total	1335	88.76%	158	10.51%	11	0.73%	1504	100.00%

University of Washington  
Ethnic Enrollment  
Bothell Campus

Spring Quarter 2006

	Fresh	Soph	Junior	Senior	N-Mat.	5th Year	Undergrad. Total	Prof.	Grad.	All Students
<b>African-American</b>										
Female	0	2	5	7	0	0	14	0	2	16
Male	0	0	9	4	0	0	13	0	2	15
<b>Total:</b>	<b>0</b>	<b>2</b>	<b>14</b>	<b>11</b>	<b>0</b>	<b>0</b>	<b>27</b>	<b>0</b>	<b>4</b>	<b>31</b>
<b>Asian</b>										
Female	0	6	22	46	0	9	83	0	2	85
Male	0	1	38	36	0	5	80	0	10	90
<b>Total:</b>	<b>0</b>	<b>7</b>	<b>60</b>	<b>82</b>	<b>0</b>	<b>14</b>	<b>163</b>	<b>0</b>	<b>12</b>	<b>175</b>
<b>Caucasian</b>										
Female	0	9	157	208	3	69	446	0	107	553
Male	0	2	124	157	2	22	307	0	49	356
<b>Total:</b>	<b>0</b>	<b>11</b>	<b>281</b>	<b>365</b>	<b>5</b>	<b>91</b>	<b>753</b>	<b>0</b>	<b>156</b>	<b>909</b>
<b>Foreign</b>										
Female	0	0	1	6	0	0	7	0	1	8
Male	0	0	5	6	0	1	12	0	3	15
<b>Total:</b>	<b>0</b>	<b>0</b>	<b>6</b>	<b>12</b>	<b>0</b>	<b>1</b>	<b>19</b>	<b>0</b>	<b>4</b>	<b>23</b>
<b>Hawaiian/Pacific Islander</b>										
Female	0	0	2	2	0	0	4	0	0	4
Male	0	0	0	1	0	0	1	0	0	1
<b>Total:</b>	<b>0</b>	<b>0</b>	<b>2</b>	<b>3</b>	<b>0</b>	<b>0</b>	<b>5</b>	<b>0</b>	<b>0</b>	<b>5</b>
<b>Hispanic</b>										
Female	0	1	5	11	1	1	19	0	4	23
Male	0	0	4	2	0	1	7	0	1	8
<b>Total:</b>	<b>0</b>	<b>1</b>	<b>9</b>	<b>13</b>	<b>1</b>	<b>2</b>	<b>26</b>	<b>0</b>	<b>5</b>	<b>31</b>
<b>Native American</b>										
Female	0	0	3	2	1	0	6	0	0	6
Male	0	0	1	0	0	0	1	0	1	2
<b>Total:</b>	<b>0</b>	<b>0</b>	<b>4</b>	<b>2</b>	<b>1</b>	<b>0</b>	<b>7</b>	<b>0</b>	<b>1</b>	<b>8</b>
<b>Other</b>										
Female	0	2	56	90	5	17	170	0	15	185
Male	0	4	46	67	0	3	120	0	17	137
<b>Total:</b>	<b>0</b>	<b>6</b>	<b>102</b>	<b>157</b>	<b>5</b>	<b>20</b>	<b>290</b>	<b>0</b>	<b>32</b>	<b>322</b>
<b>Campus Total:</b>	<b>0</b>	<b>27</b>	<b>478</b>	<b>645</b>	<b>12</b>	<b>128</b>	<b>1290</b>	<b>0</b>	<b>214</b>	<b>1504</b>

## Declared Majors by Class Standing Bothell Campus

11-Jul-06

	Freshman		Sophomore		Junior		Senior		5th Year		Non-Matriculate		All Undergraduate		Graduate		Professional		All Students	
	M	F	M	F	M	F	M	F	M	F	M	F	M	F	M	F	M	F	M	F
<b>Bothell Non Matriculated Student</b>											1	8	1	8					1	8
	0		0		0		0		0		9		9		0		0		9	
<b>Business Administration</b>			1	4	112	67	136	109		2			249	182					249	182
	0		5		179		245		2		0		431		0		0		431	
<b>Business Administration (Bothell)</b>													0	0	56	20			56	20
	0		0		0		0		0		0		0		76		0		76	
<b>Business Administration (DE)</b>				1	2	2							2	3					2	3
	0		1		4		0		0		0		5		0		0		5	
<b>Computing &amp; Software Systems</b>					49	5	62	9	13	2			124	16					124	16
	0		0		54		71		15		0		140		0		0		140	
<b>Education (Bothell Campus)</b>											2		0	2	10	55			10	57
	0		0		0		0		0		2		2		65		0		67	
<b>Education (Certificate:Bothell Campus)</b>									17	87			17	87					17	87
	0		0		0		0		104		0		104		0		0		104	
<b>Environmental Science - Bothell Campus</b>							1	1	1				2	1					2	1
	0		0		0		2		1		0		3		0		0		3	
<b>Interdisciplinary Studies</b>			1	3	13	24	3	3		2			17	32					17	32
	0		4		37		6		2		0		49		0		0		49	
<b>Interdisciplinary Studies (AMS)</b>					3	7	4	8					7	15					7	15
	0		0		10		12		0		0		22		0		0		22	

Note: Students with Double- or Triple-Majors are counted once in each major declared.

## Declared Majors by Class Standing Bothell Campus

11-Jul-06

	Freshman		Sophomore		Junior		Senior		5th Year		Non-Matriculate		All Undergraduate		Graduate		Professional		All Students	
	M	F	M	F	M	F	M	F	M	F	M	F	M	F	M	F	M	F	M	F
<b>Interdisciplinary Studies (CLA)</b>				1	6	21	9	22					15	44					15	44
	0		1		27		31		0		0		59		0		0		59	
<b>Interdisciplinary Studies (DE)</b>			1	2									1	2					1	2
	0		3		0		0		0		0		3		0		0		3	
<b>Interdisciplinary Studies (Global St)</b>			1		14	8	24	33	1				40	41					40	41
	0		1		22		57		1		0		81		0		0		81	
<b>Interdisciplinary Studies (GST &amp; SEB)</b>								1					0	1					0	1
	0		0		0		1		0		0		1		0		0		1	
<b>Interdisciplinary Studies (SEB)</b>			1	4	21	74	18	81					40	159					40	159
	0		5		95		99		0		0		199		0		0		199	
<b>Interdisciplinary Studies (STE)</b>				3	5	8	8	11					13	22					13	22
	0		3		13		19		0		0		35		0		0		35	
<b>Liberal Studies (CLA)</b>								1					0	1					0	1
	0		0		0		1		0		0		1		0		0		1	
<b>Nursing (Bothell Campus)</b>					1	3	6	79		3			7	85	3	32			10	117
	0		0		4		85		3		0		92		35		0		127	
<b>Policy Studies (Bothell Campus)</b>													0	0	14	23			14	23
	0		0		0		0		0		0		0		37		0		37	
<b>Pre Nursing (Bothell)</b>			2	2		32	1	7					3	41					3	41
	0		4		32		8		0		0		44		0		0		44	

Note: Students with Double- or Triple-Majors are counted once in each major declared.

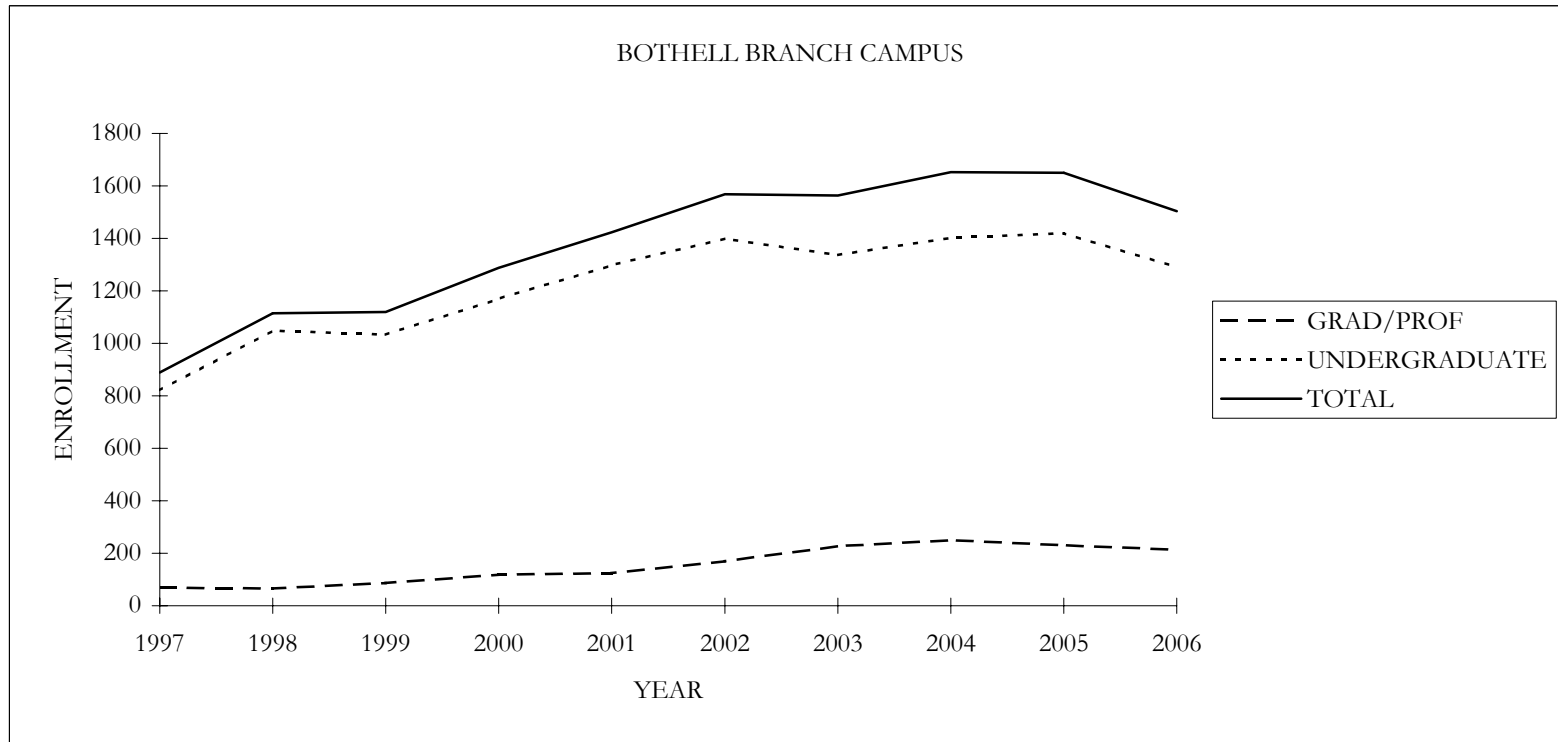
## Declared Majors by Class Standing Bothell Campus

11-Jul-06

---

	Freshman		Sophomore		Junior		Senior		5th Year		Non-Matriculate		All Undergraduate		Graduate		Professional		All Students	
	M	F	M	F	M	F	M	F	M	F	M	F	M	F	M	F	M	F	M	F
<b>Visiting from Seattle Campus</b>					1		1	6			1		3	6	1				3	7
	0		0		1		7		0		1		9		1		0		10	
<b>Visiting from Tacoma Campus</b>								1					0	1					0	1
	0		0		0		1		0		0		1		0		0		1	

Note: Students with Double- or Triple-Majors are counted once in each major declared.



BOTHELL BRANCH CAMPUS - SPRING

	1997	1998	1999	2000	2001	2002	2003	2004	2005	2006
UNDERGRADUATE	821	1049	1033	1170	1298	1399	1336	1403	1419	1290
GRAD/PROF	68	66	87	118	125	169	227	250	231	214
TOTAL	889	1,115	1,120	1,288	1,423	1,568	1,563	1,653	1,650	1,504

University of Washington  
Enrollment by New, Continuing and Returning Status  
Tacoma Campus

	Freshman		Sophomore		Junior		Senior		Fifth Year		Non-Matriculated		All Undergraduates		Professional		Graduate		Grand Total	
	Male	Female	Male	Female	Male	Female	Male	Female	Male	Female	Male	Female	Male	Female	Male	Female	Male	Female	Male	Female
Continuing	3	1	2	11	214	326	330	524	25	57	13	18	587	937	0	0	124	260	711	1197
	4		13		540		854		82		31		1524		0	0	384		1908	
New	0	0	0	0	32	49	0	0	0	1	6	12	38	62	0	0	4	8	42	70
	0		0		81		0		1		18		100		0	0	12		112	
Returning	0	0	0	1	7	12	1	1	0	0	6	5	14	19	0	0	0	0	14	19
	0		0	1	19		2		0		11		33		0	0	0		33	
Total	3	1	2	12	253	387	331	525	25	58	25	35	639	1018	0	0	128	268	767	1286
	4		14		640		856		83		60		1657		0	0	396		2053	

	Continuing		New		Returning		Total	
	#	%	#	%	#	%	#	%
Freshman	4	0.19%	0	0.00%	0	0.00%	4	0.19%
Sophomore	13	0.63%	0	0.00%	1	0.05%	14	0.68%
Junior	540	26.30%	81	3.95%	19	0.93%	640	31.17%
Senior	854	41.60%	0	0.00%	2	0.10%	856	41.70%
Fifth Year	82	3.99%	1	0.05%	0	0.00%	83	4.04%
Non-Matriculated	31	1.51%	18	0.88%	11	0.54%	60	2.92%
All Undergraduate	1524	74.23%	100	4.87%	33	1.61%	1657	80.71%
Professional	0	0.00%	0	0.00%	0	0.00%	0	0.00%
Graduate	384	18.70%	12	0.58%	0	0.00%	396	19.29%
Grand Total	1908	92.94%	112	5.46%	33	1.61%	2053	100.00%

University of Washington  
Ethnic Enrollment  
Tacoma Campus

Spring Quarter 2006

	Fresh	Soph	Junior	Senior	N-Mat.	5th Year	Undergrad. Total	Prof.	Grad.	All Students
<b>African-American</b>										
Female	0	0	22	29	1	2	54	0	13	67
Male	0	0	12	21	3	1	37	0	3	40
<b>Total:</b>	<b>0</b>	<b>0</b>	<b>34</b>	<b>50</b>	<b>4</b>	<b>3</b>	<b>91</b>	<b>0</b>	<b>16</b>	<b>107</b>
<b>Asian</b>										
Female	0	1	37	54	1	7	100	0	18	118
Male	0	1	36	54	7	3	101	0	18	119
<b>Total:</b>	<b>0</b>	<b>2</b>	<b>73</b>	<b>108</b>	<b>8</b>	<b>10</b>	<b>201</b>	<b>0</b>	<b>36</b>	<b>237</b>
<b>Caucasian</b>										
Female	1	11	240	333	22	40	647	0	188	835
Male	2	0	143	171	11	13	340	0	70	410
<b>Total:</b>	<b>3</b>	<b>11</b>	<b>383</b>	<b>504</b>	<b>33</b>	<b>53</b>	<b>987</b>	<b>0</b>	<b>258</b>	<b>1245</b>
<b>Foreign</b>										
Female	0	0	1	2	0	0	3	0	2	5
Male	0	0	8	1	0	0	9	0	0	9
<b>Total:</b>	<b>0</b>	<b>0</b>	<b>9</b>	<b>3</b>	<b>0</b>	<b>0</b>	<b>12</b>	<b>0</b>	<b>2</b>	<b>14</b>
<b>Hawaiian/Pacific Islander</b>										
Female	0	0	11	4	0	0	15	0	1	16
Male	0	0	2	1	0	0	3	0	0	3
<b>Total:</b>	<b>0</b>	<b>0</b>	<b>13</b>	<b>5</b>	<b>0</b>	<b>0</b>	<b>18</b>	<b>0</b>	<b>1</b>	<b>19</b>
<b>Hispanic</b>										
Female	0	0	22	14	1	0	37	0	12	49
Male	0	0	8	9	0	0	17	0	4	21
<b>Total:</b>	<b>0</b>	<b>0</b>	<b>30</b>	<b>23</b>	<b>1</b>	<b>0</b>	<b>54</b>	<b>0</b>	<b>16</b>	<b>70</b>
<b>Native American</b>										
Female	0	0	9	7	0	1	17	0	3	20
Male	0	0	5	4	0	0	9	0	0	9
<b>Total:</b>	<b>0</b>	<b>0</b>	<b>14</b>	<b>11</b>	<b>0</b>	<b>1</b>	<b>26</b>	<b>0</b>	<b>3</b>	<b>29</b>
<b>Other</b>										
Female	0	0	45	82	10	8	145	0	31	176
Male	1	1	39	70	4	8	123	0	33	156
<b>Total:</b>	<b>1</b>	<b>1</b>	<b>84</b>	<b>152</b>	<b>14</b>	<b>16</b>	<b>268</b>	<b>0</b>	<b>64</b>	<b>332</b>
<b>Campus Total:</b>	<b>4</b>	<b>14</b>	<b>640</b>	<b>856</b>	<b>60</b>	<b>83</b>	<b>1657</b>	<b>0</b>	<b>396</b>	<b>2053</b>

## Declared Majors by Class Standing Tacoma Campus

11-Jul-06

	Freshman		Sophomore		Junior		Senior		5th Year		Non-Matriculate		All Undergraduate		Graduate		Professional		All Students	
	M	F	M	F	M	F	M	F	M	F	M	F	M	F	M	F	M	F	M	F
<b>Accounting</b>					9	17	34	68	1	2			44	87					44	87
	0		0		26		102		3		0		131		0		0		131	
<b>Business Administration</b>					12	11	26	24					38	35					38	35
	0		0		23		50		0		0		73		0		0		73	
<b>Business Administration (Finance)</b>					16	5	34	22	1				51	27					51	27
	0		0		21		56		1		0		78		0		0		78	
<b>Business Administration (Management)</b>					7	7	10	7					17	14					17	14
	0		0		14		17		0		0		31		0		0		31	
<b>Business Administration (Marketing)</b>					8	5	5	7					13	12					13	12
	0		0		13		12		0		0		25		0		0		25	
<b>Computing &amp; Software Systems</b>					20	1	53	13	7	2	1		81	16	38	15			119	31
	0		0		21		66		9		1		97		53		0		150	
<b>Dual Enrollment Comput &amp; Sftwr Sys (Tac)</b>	3				1								4	0					4	0
	3		0		1		0		0		0		4		0		0		4	
<b>Education (Tacoma Campus)</b>											2	9	2	9	26	60			28	69
	0		0		0		0		0		11		11		86		0		97	
<b>Education Certificate Tacoma</b>									10	44			10	44					10	44
	0		0		0		0		54		0		54		0		0		54	
<b>Environmental Science - Tacoma Campus</b>					11	5	8	11	1	1			20	17					20	17
	0		0		16		19		2		0		37		0		0		37	

Note: Students with Double- or Triple-Majors are counted once in each major declared.

## Declared Majors by Class Standing Tacoma Campus

11-Jul-06

	Freshman		Sophomore		Junior		Senior		5th Year		Non-Matriculate		All Undergraduate		Graduate		Professional		All Students	
	M	F	M	F	M	F	M	F	M	F	M	F	M	F	M	F	M	F	M	F
<b>Interdisciplinary Arts &amp; Sciences</b>			2	7	57	131	18	19		1			77	158					77	158
	0		9		188		37		1		0		235		0		0		235	
<b>Interdisciplinary Arts &amp; Sciences (AMC)</b>					2	6	8	21		1			10	28					10	28
	0		0		8		29		1		0		38		0		0		38	
<b>Interdisciplinary Arts &amp; Sciences (AS)</b>					1	4	8	2					9	6					9	6
	0		0		5		10		0		0		15		0		0		15	
<b>Interdisciplinary Arts &amp; Sciences (COMM)</b>				1	10	14	10	24					20	39					20	39
	0		1		24		34		0		0		59		0		0		59	
<b>Interdisciplinary Arts &amp; Sciences (EGL)</b>					2	1	2	9					4	10					4	10
	0		0		3		11		0		0		14		0		0		14	
<b>Interdisciplinary Arts &amp; Sciences (EST)</b>					2	1	3	8					5	9					5	9
	0		0		3		11		0		0		14		0		0		14	
<b>Interdisciplinary Arts &amp; Sciences (GLBS)</b>							5	10					5	10					5	10
	0		0		0		15		0		0		15		0		0		15	
<b>Interdisciplinary Arts &amp; Sciences (GS)</b>					4	5	11	32					15	37					15	37
	0		0		9		43		0		0		52		0		0		52	
<b>Interdisciplinary Arts &amp; Sciences (PE)</b>					6	2	10	4					16	6					16	6
	0		0		8		14		0		0		22		0		0		22	
<b>Interdisciplinary Arts &amp; Sciences (PSY)</b>					10	24	16	52					26	76					26	76
	0		0		34		68		0		0		102		0		0		102	

Note: Students with Double- or Triple-Majors are counted once in each major declared.

## Declared Majors by Class Standing Tacoma Campus

11-Jul-06

	Freshman		Sophomore		Junior		Senior		5th Year		Non-Matriculate		All Undergraduate		Graduate		Professional		All Students	
	M	F	M	F	M	F	M	F	M	F	M	F	M	F	M	F	M	F	M	F
<b>Interdisciplinary Arts &amp; Sciences (PV)</b>		1			5	8	12	18					17	27					17	27
	1		0		13		30		0		0		44		0		0		44	
<b>Interdisciplinary Arts &amp; Sciences (SS)</b>				1	13	48	16	59					29	108					29	108
	0		1		61		75		0		0		137		0		0		137	
<b>Interdisciplinary Studies</b>													0	0	3	28			3	28
	0		0		0		0		0		0		0		31		0		31	
<b>Liberal Studies (International) Tacoma</b>								1					0	1					0	1
	0		0		0		1		0		0		1		0		0		1	
<b>Nonmatriculated - Tacoma</b>												20	22	20	22				20	22
	0		0		0		0		0		42		42		0		0		42	
<b>Nursing (Tacoma Campus)</b>				2	3	40	4	52	1		4		8	98	7	64			15	162
	0		2		43		56		1		4		106		71		0		177	
<b>Pre Business Administration (Tacoma)</b>						1	1						1	1					1	1
	0		0		1		1		0		0		2		0		0		2	
<b>Pre Computing and Software Sys (Tacoma)</b>				1	28	1	11		1	1			40	3					40	3
	0		1		29		11		2		0		43		0		0		43	
<b>Pre Nursing (Tacoma)</b>						1							0	1					0	1
	0		0		1		0		0		0		1		0		0		1	
<b>Social Welfare (Tacoma)</b>					5	29	5	40	1	1			11	70					11	70
	0		0		34		45		2		0		81		0		0		81	

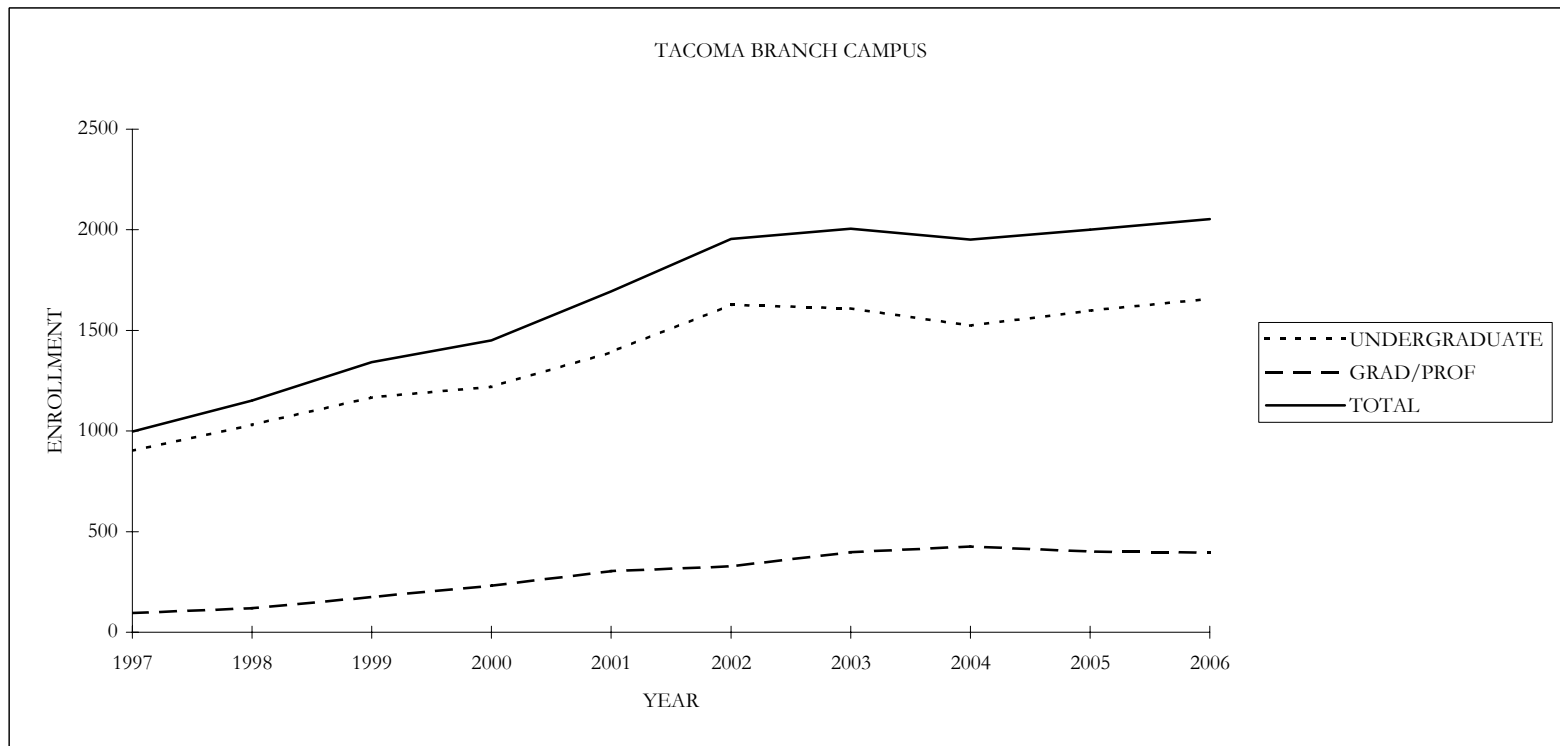
Note: Students with Double- or Triple-Majors are counted once in each major declared.

## Declared Majors by Class Standing Tacoma Campus

11-Jul-06

	Freshman		Sophomore		Junior		Senior		5th Year		Non-Matriculate		All Undergraduate		Graduate		Professional		All Students	
	M	F	M	F	M	F	M	F	M	F	M	F	M	F	M	F	M	F	M	F
<b>Social Work (Tacoma Campus)</b>													0	0	12	81			12	81
	0		0		0		0		0		0		0		93		0		93	
<b>Tacoma General Studies</b>					1								1	0					1	0
	0		0		1		0		0		0		1		0		0		1	
<b>URBAN STUDIES</b>					20	19	20	25	2	5			42	49					42	49
	0		0		39		45		7		0		91		0		0		91	
<b>UW Tacoma Master of Business Admin</b>											2		2	0	42	18			44	18
	0		0		0		0		0		2		2		60		0		62	
<b>Visiting from Bothell Campus</b>							1						0	1					0	1
	0		0		0		1		0		0		1		0		0		1	
<b>Visiting from Seattle Campus</b>					1		2	1					2	2	2				2	4
	0		0		1		3		0		0		4		2		0		6	

Note: Students with Double- or Triple-Majors are counted once in each major declared.



TACOMA BRANCH CAMPUS - SPRING

	1997	1998	1999	2000	2001	2002	2003	2004	2005	2006
UNDERGRADUATE	902	1031	1167	1219	1391	1627	1609	1524	1599	1657
GRAD/PROF	95	120	175	231	303	327	397	427	401	396
TOTAL	997	1,151	1,342	1,450	1,694	1,954	2,006	1,951	2,000	2,053