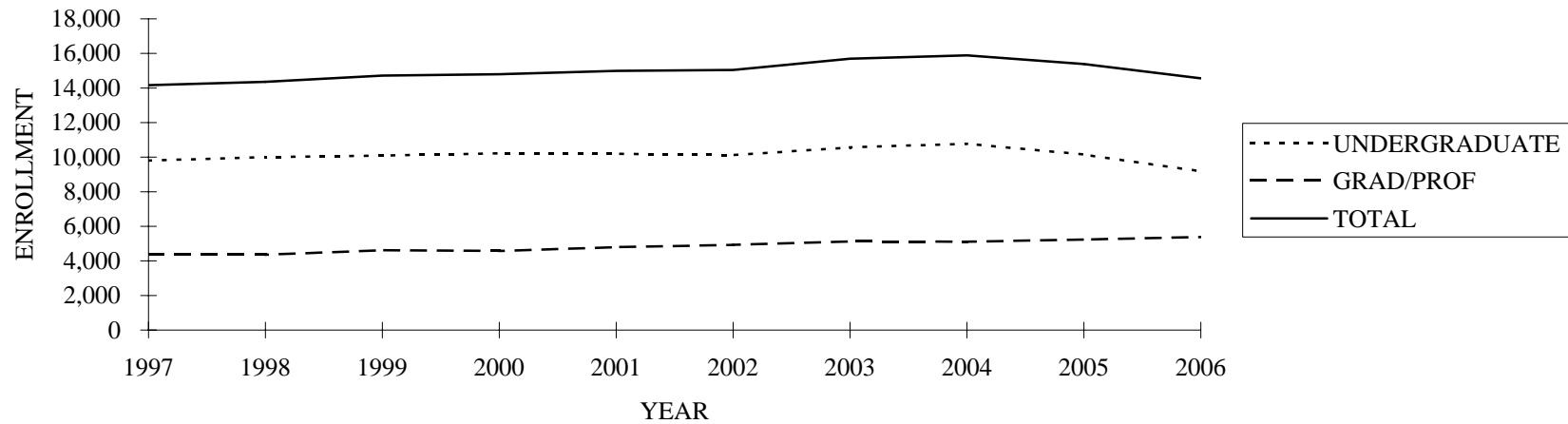


# University of Washington Quarterly Enrollment Profile Summer Quarter 2006

TOTAL ENROLLMENT



TOTAL ENROLLMENT - SEATTLE CAMPUS

	1997	1998	1999	2000	2001	2002	2003	2004	2005	2006
UNDERGRADUATE	10,003	10,094	10,222	10,193	10,115	10,570	10,774	10,152	9,397	9,177
GRAD/PROF	4,359	4,622	4,572	4,794	4,926	5,128	5,114	5,236	5,363	5,384
TOTAL	14,362	14,716	14,794	14,987	15,041	15,698	15,888	15,388	14,760	14,561

University of Washington  
Quarterly Enrollment Profile for Summer Quarter 2006  
Table of Contents

---

**Seattle Campus**

Current Quarter Statistics

Total Enrollment by New, Continuing, Returning Status	1
Total Enrollment by Ethnic Division	2
Student Count by School or College	3 - 5
Declared Majors by Class Standing	6 - 59
International Student Enrollment by School or College	60 - 61
Professional Student Enrollment by New, Continuing, Returning Status	62
Credits Generated by School or College	63

Historical Perspective

Ethnic Enrollment Trend - 10 Year	64
Undergraduate Enrollment Trend - 10 Year	65
Enrollment Trend by School or College - 10 Year	66 - 82

**Bothell Campus**

Total Enrollment by New, Continuing, Returning Status	83
Total Enrollment by Ethnic Division	84
Declared Majors by Class Standing	85 - 86
Campus Enrollment Trend - 10 Year	87

**Tacoma Campus**

Total Enrollment by New, Continuing, Returning Status	88
Total Enrollment by Ethnic Division	89
Declared Majors by Class Standing	90 - 93
Campus Enrollment Trend - 10 Year	94

---

University of Washington  
 Enrollment by New, Continuing and Returning Status  
 Seattle Campus  
 Summer 2006

	Freshman		Sophomore			Junior			Senior			Fifth Year		Non-Matriculated		All Undergraduates			Professional			Graduate			Grand Total		
	Male	Female	Male	Female		Male	Female		Male	Female		Male	Female	Male	Female	Male	Female	Male	Female	Male	Female	Male	Female	Male	Female	Male	Female
Continuing	109	130	488	569		896	1094		1662	1780		59	69	85	197	3299	3839	305	336			2052	2345	5656	6520		
		239		1057			1990			3442			128		282		7138		641			4397			12176		
New	35	17	29	18		75	70		5	7		35	60	614	795	793	967	0	1			119	218	912	1186		
		52		47			145			12			95		1409		1760		1			337			2098		
Returning	7	2	11	9		16	31		40	28		7	6	52	70	133	146	4	4			0	0	137	150		
		9		20			47			68			13		122		279		8			0			287		
Total	151	149	528	596		987	1195		1707	1815		101	135	751	1062	4225	4952	309	341			2171	2563	6705	7856		
		300		1124			2182			3522			236		1813		9177		650			4734			14561		

	Continuing		New		Returning		Total	
	#	%	#	%	#	%	#	%
Freshman	239	1.64%	52	0.36%	9	0.06%	300	2.06%
Sophomore	1057	7.26%	47	0.32%	20	0.14%	1124	7.72%
Junior	1990	13.67%	145	1.00%	47	0.32%	2182	14.99%
Senior	3442	23.64%	12	0.08%	68	0.47%	3522	24.19%
Fifth Year	128	0.88%	95	0.65%	13	0.09%	236	1.62%
Non-Matriculated	282	1.94%	1409	9.68%	122	0.84%	1813	12.45%
All Undergraduate	7138	49.02%	1760	12.09%	279	1.92%	9177	63.02%
Professional	641	4.40%	1	0.01%	8	0.05%	650	4.46%
Graduate	4397	30.20%	337	2.31%	0	0.00%	4734	32.51%
Grand Total	12176	83.62%	2098	14.41%	287	1.97%	14561	100.00%

University of Washington  
Ethnic Enrollment  
Seattle Campus

Summer Quarter 2006

	Fresh	Soph	Junior	Senior	N-Mat.	5th Year	Undergrad. Total	Prof.	Grad.	All Students
<b>African-American</b>										
Female	6	16	37	81	22	0	162	5	76	243
Male	14	28	39	52	23	1	157	10	43	210
<b>Total:</b>	<b>20</b>	<b>44</b>	<b>76</b>	<b>133</b>	<b>45</b>	<b>1</b>	<b>319</b>	<b>15</b>	<b>119</b>	<b>453</b>
<b>Asian</b>										
Female	59	270	367	546	144	15	1401	55	235	1691
Male	62	188	282	451	87	4	1074	35	140	1249
<b>Total:</b>	<b>121</b>	<b>458</b>	<b>649</b>	<b>997</b>	<b>231</b>	<b>19</b>	<b>2475</b>	<b>90</b>	<b>375</b>	<b>2940</b>
<b>Caucasian</b>										
Female	46	227	587	888	488	88	2324	219	1538	4081
Male	45	223	477	872	371	79	2067	227	1197	3491
<b>Total:</b>	<b>91</b>	<b>450</b>	<b>1064</b>	<b>1760</b>	<b>859</b>	<b>167</b>	<b>4391</b>	<b>446</b>	<b>2735</b>	<b>7572</b>
<b>Foreign</b>										
Female	14	28	47	64	33	4	190	14	334	538
Male	7	29	37	69	30	1	173	7	450	630
<b>Total:</b>	<b>21</b>	<b>57</b>	<b>84</b>	<b>133</b>	<b>63</b>	<b>5</b>	<b>363</b>	<b>21</b>	<b>784</b>	<b>1168</b>
<b>Hawaiian/Pacific Islander</b>										
Female	3	2	6	13	0	0	24	16	3	43
Male	1	4	6	7	1	0	19	12	3	34
<b>Total:</b>	<b>4</b>	<b>6</b>	<b>12</b>	<b>20</b>	<b>1</b>	<b>0</b>	<b>43</b>	<b>28</b>	<b>6</b>	<b>77</b>
<b>Hispanic</b>										
Female	8	16	50	72	22	8	176	10	98	284
Male	10	20	36	66	18	1	151	6	43	200
<b>Total:</b>	<b>18</b>	<b>36</b>	<b>86</b>	<b>138</b>	<b>40</b>	<b>9</b>	<b>327</b>	<b>16</b>	<b>141</b>	<b>484</b>
<b>Native American</b>										
Female	4	6	22	28	6	2	68	11	29	108
Male	3	2	16	19	7	1	48	0	10	58
<b>Total:</b>	<b>7</b>	<b>8</b>	<b>38</b>	<b>47</b>	<b>13</b>	<b>3</b>	<b>116</b>	<b>11</b>	<b>39</b>	<b>166</b>
<b>Other</b>										
Female	9	31	79	123	347	18	607	11	250	868
Male	9	34	94	171	214	14	536	12	285	833
<b>Total:</b>	<b>18</b>	<b>65</b>	<b>173</b>	<b>294</b>	<b>561</b>	<b>32</b>	<b>1143</b>	<b>23</b>	<b>535</b>	<b>1701</b>
<b>Campus Total:</b>	<b>300</b>	<b>1124</b>	<b>2182</b>	<b>3522</b>	<b>1813</b>	<b>236</b>	<b>9177</b>	<b>650</b>	<b>4734</b>	<b>14561</b>

## Student Count by College Seattle Campus

Thursday, September 28, 20

	Freshman		Sophomore		Junior		Senior		5th Year		Non-Matriculate		All Undergraduate		Graduate		Professional		All Students	
	M	F	M	F	M	F	M	F	M	F	M	F	M	F	M	F	M	F	M	F
	<b>Bothell Campus</b>					5	5	10	12	1	4			16	21	3	7			19
	0		0		10		22		5		0		37		10		0		47	
<b>College of Architecture and Urban Planning</b>					2	5	21	28			3	1	26	34	59	52			85	86
	0		0		7		49		0		4		60		111		0		171	
<b>College of Arts and Sciences</b>	138	142	493	556	800	1039	1285	1482	57	59	6	5	2779	3283	667	606			3446	3889
	280		1049		1839		2767		116		11		6062		1273		0		7335	
<b>College of Education</b>									4	5	4	21	8	26	97	206			105	232
	0		0		0		0		9		25		34		303		0		337	
<b>College of Engineering</b>			2		57	12	205	46	3	1	13	8	280	67	467	161			747	228
	0		2		69		251		4		21		347		628		0		975	
<b>College of Forest Resources</b>			3		12	9	15	14	1	1			31	24	18	19			49	43
	0		3		21		29		2		0		55		37		0		92	
<b>College of Ocean and Fisheries Sciences</b>			2	2	10	7	22	13					34	23	57	80			91	103
	1		4		17		35		0		0		57		137		0		194	
<b>Interdisciplinary Graduate Programs</b>											1		1	0	186	218			187	218
	0		0		0		0		0		1		1		404		0		405	
<b>Interdisciplinary Undergraduate Studies</b>	2	2	13	14	8	9	8	23			718	1001	749	1049	1				750	1049
	4		27		17		31		0		1719		1798		1		0		1799	
<b>Interschool or Intercollege Programs</b>			3	1	7	4	17	11					27	16	52	56			79	72
	0		4		11		28		0		0		43		108		0		151	

Note: Students with Double- or Triple-Majors across colleges are counted once in each college.

## Student Count by College Seattle Campus

Thursday, September 28, 20

	Freshman		Sophomore		Junior		Senior		5th Year		Non-Matriculate		All Undergraduate		Graduate		Professional		All Students	
	M	F	M	F	M	F	M	F	M	F	M	F	M	F	M	F	M	F	M	F
	<b>School of Business Administration</b>			12	22	64	83	136	140	1	6			213	251	132	60			345
	0		34		147		276		7		0		464		192		0		656	
<b>School of Dentistry</b>													0	0	40	41	77	35	117	76
	0		0		0		0		0		0		0		81		112		193	
<b>School of Law</b>									2				0	2	12	12	43	66	55	80
	0		0		0		0		2		0		2		24		109		135	
<b>School of Medicine</b>	11	4	2	3	23	19	27	27	33	45		1	96	99	204	244	161	179	461	522
	15		5		42		54		78		1		195		448		340		983	
<b>School of Nursing</b>					2		1	22	2	11	1	5	6	38	24	259			30	297
	0		0		2		23		13		6		44		283		0		327	
<b>School of Pharmacy</b>													0	0	22	22	28	61	50	83
	0		0		0		0		0		0		0		44		89		133	
<b>School of Public Affairs</b>											1	4	1	4	26	54			27	58
	0		0		0		0		0		5		5		80		0		85	
<b>School of Public Health and Community Medicine</b>			2		3	8	14	29			3	6	22	43	119	267			141	310
	0		2		11		43		0		9		65		386		0		451	
<b>School of Social Work</b>					2	5	1	7			2		3	14	35	172			38	186
	0		0		7		8		0		2		17		207		0		224	
<b>Tacoma Campus</b>					3		6	7	1		5		6	16	1	5			7	21
	0		0		3		13		1		5		22		6		0		28	

Note: Students with Double- or Triple-Majors across colleges are counted once in each college.

## Student Count by College Seattle Campus

Thursday, September 28, 20

	Freshman		Sophomore		Junior		Senior		5th Year		Non-Matriculate		All Undergraduate		Graduate		Professional		All Students	
	M	F	M	F	M	F	M	F	M	F	M	F	M	F	M	F	M	F	M	F
<b>The Information School</b>					1	2	18	3			1	3	20	8	36	121			56	129
	0		0		3		21		0		4		28		157		0		185	
<b>Unduplicated Total for Seattle Campus:</b>	151	149	528	596	987	1195	1707	1815	101	135	751	1062	4225	4952	2171	2563	309	341	6705	7856
	300		1124		2182		3522		236		1813		9177		4734		650		14561	

Note: Students with Double- or Triple-Majors across colleges are counted once in each college.

# Declared Majors by Class Standing Seattle Campus

Thursday, September 28, 20

**Bothell Campus**

Freshman		Sophomore		Junior		Senior		5th Year		Non-Matriculate		All Undergraduate		Graduate		Professional		All Students	
M	F	M	F	M	F	M	F	M	F	M	F	M	F	M	F	M	F	M	F
<b>Visiting from Bothell Campus</b>																			
				5	5	10	12	1	4			16	21	3	7			19	28
0		0		10		22		5		0		37		10		0		47	

**Note: Students with Double- or Triple-Majors are counted once in each major declared.**

## Declared Majors by Class Standing Seattle Campus

Thursday, September 28, 20

---



---

### College of Architecture and Urban Planning

	Freshman		Sophomore		Junior		Senior		5th Year		Non-Matriculate		All Undergraduate		Graduate		Professional		All Students	
	M	F	M	F	M	F	M	F	M	F	M	F	M	F	M	F	M	F	M	F
	<b>Architecture</b>													0	0	17	20			17
	0		0		0		0		0		0		0		37		0		37	
<b>BUILT ENVIRONMENT</b>													0	0	2				0	2
	0		0		0		0		0		0		0		2		0		2	
<b>Community and Environmental Planning</b>					2	4	6	8					8	12					8	12
	0		0		6		14		0		0		20		0		0		20	
<b>Construction Management</b>						1		1					0	2	3				3	2
	0		0		1		1		0		0		2		3		0		5	
<b>Construction Management (w/ Arch St)</b>							2	1					2	1					2	1
	0		0		0		3		0		0		3		0		0		3	
<b>Construction Management, Evening Deg Prog</b>											2		2	0	13	2			15	2
	0		0		0		0		0		2		2		15		0		17	
<b>Design &amp; Planning (Architectural Studies)</b>							13	17					13	17					13	17
	0		0		0		30		0		0		30		0		0		30	
<b>Landscape Architecture</b>							2	2					2	2	1	2			3	4
	0		0		0		4		0		0		4		3		0		7	
<b>Strategic Planning for Critical Infrastr</b>													0	0	23	12			23	12
	0		0		0		0		0		0		0		35		0		35	

Note: Students with Double- or Triple-Majors are counted once in each major declared.

# Declared Majors by Class Standing Seattle Campus

Thursday, September 28, 20

**College of Architecture and Urban Planning**

Freshman		Sophomore		Junior		Senior		5th Year		Non-Matriculate		All Undergraduate		Graduate		Professional		All Students	
M	F	M	F	M	F	M	F	M	F	M	F	M	F	M	F	M	F	M	F
<b>Urban Design &amp; Planning</b>																			
										1	1	1	1	4	15			5	16
										2		2		19		0		21	

Note: Students with Double- or Triple-Majors are counted once in each major declared.

## Declared Majors by Class Standing Seattle Campus

Thursday, September 28, 20

---



---

College of Arts and Sciences

	Freshman		Sophomore		Junior		Senior		5th Year		Non-Matriculate		All Undergraduate		Graduate		Professional		All Students	
	M	F	M	F	M	F	M	F	M	F	M	F	M	F	M	F	M	F	M	F
<b>American Ethnic Studies</b>			1	1	12	18	20	22					33	41					33	41
	0		2		30		42		0		0		74		0		0		74	
<b>Anthropology</b>			2	1	7	24	16	53	2		1		27	79	9	17			36	96
	0		3		31		69		2		1		106		26		0		132	
<b>App &amp; Comp Math Sci (Biol &amp; Life Sci)</b>							2	1					2	1					2	1
	0		0		0		3		0		0		3		0		0		3	
<b>App &amp; Comp Math Sci (Discrete Math &amp; AI)</b>					2		14	1					16	1					16	1
	0		0		2		15		0		0		17		0		0		17	
<b>App &amp; Comp Math Sci (Engineer &amp; Phy Sci)</b>							6	3					6	3					6	3
	0		0		0		9		0		0		9		0		0		9	
<b>App &amp; Comp Math Sci (Mathematical Econ)</b>					1		5	1					6	1					6	1
	0		0		1		6		0		0		7		0		0		7	
<b>App &amp; Comp Math Sci (Opertns Research)</b>							1	1					1	1					1	1
	0		0		0		2		0		0		2		0		0		2	
<b>App &amp; Comp Math Sci (Sci Comp &amp; Num AI)</b>					1								1	0					1	0
	0		0		1		0		0		0		1		0		0		1	
<b>App &amp; Comp Math Sci (Social &amp; Behav Sci)</b>							1	2					1	2					1	2
	0		0		0		3		0		0		3		0		0		3	

Note: Students with Double- or Triple-Majors are counted once in each major declared.

## Declared Majors by Class Standing Seattle Campus

Thursday, September 28, 20

---



---

College of Arts and Sciences

	Freshman		Sophomore		Junior		Senior		5th Year		Non-Matriculate		All Undergraduate		Graduate		Professional		All Students	
	M	F	M	F	M	F	M	F	M	F	M	F	M	F	M	F	M	F	M	F
<b>App &amp; Comp Math Sci (Statistics)</b>								1					0	1					0	1
	0		0		0		1		0		0		1		0		0		1	
<b>Applied Mathematics</b>											2		0	2	19	7			19	9
	0		0		0		0		0		2		2		26		0		28	
<b>Applied Music (Composition)</b>							1						1	0					1	0
	0		0		0		1		0		0		1		0		0		1	
<b>Applied Music (Music Education)</b>			1		1	7	5	1	1				9	7					9	7
	0		1		1	12		2		0			16		0		0		16	
<b>Applied Music (Orchestral Instruments)</b>			2		1	2	1	3					4	5					4	5
	0		2		3	4		0		0			9		0		0		9	
<b>Applied Music (Piano)</b>							1						0	1					0	1
	0		0		0		1		0		0		1		0		0		1	
<b>Applied Music (String Instruments)</b>			1	1		1	1						2	2					2	2
	0		2		1		1		0		0		4		0		0		4	
<b>Applied Music (Voice)</b>							1						0	1					0	1
	0		0		0		1		0		0		1		0		0		1	
<b>Art (Ceramics)</b>					2	2	4	4					6	6					6	6
	0		0		4		8		0		0		12		0		0		12	

Note: Students with Double- or Triple-Majors are counted once in each major declared.

## Declared Majors by Class Standing Seattle Campus

Thursday, September 28, 20

---



---

College of Arts and Sciences

	Freshman		Sophomore		Junior		Senior		5th Year		Non-Matriculate		All Undergraduate		Graduate		Professional		All Students	
	M	F	M	F	M	F	M	F	M	F	M	F	M	F	M	F	M	F	M	F
<b>Art (Graphic Design)</b>		1											0	1					0	1
	1		0		0		0		0		0		1		0		0		1	
<b>Art (Interdisciplinary Visual Arts)</b>				1	3	11	11	25					14	37	1	2			15	39
	0		1		14		36		0		0		51		3		0		54	
<b>Art (Metals)</b>						2		1					0	3					0	3
	0		0		2		1		0		0		3		0		0		3	
<b>Art (Painting and Drawing)</b>				1		4	3	7					3	12					3	12
	0		1		4		10		0		0		15		0		0		15	
<b>Art (Photography)</b>					1	1	1	3					2	4					2	4
	0		0		2		4		0		0		6		0		0		6	
<b>Art (Sculpture)</b>						1	1	1					1	2					1	2
	0		0		1		2		0		0		3		0		0		3	
<b>Art (Visual Communication Design)</b>				1	1	4	2	6		1			3	12	1				4	12
	0		1		5		8		1		0		15		1		0		16	
<b>Art History</b>				4		18	3	24		2			3	48	1	5			4	53
	0		4		18		27		2		0		51		6		0		57	
<b>Asian Languages and Literature</b>							2	1					2	1	6	7			8	8
	0		0		0		3		0		0		3		13		0		16	

Note: Students with Double- or Triple-Majors are counted once in each major declared.

## Declared Majors by Class Standing Seattle Campus

Thursday, September 28, 20

---



---

**College of Arts and Sciences**

	Freshman		Sophomore		Junior		Senior		5th Year		Non-Matriculate		All Undergraduate		Graduate		Professional		All Students	
	M	F	M	F	M	F	M	F	M	F	M	F	M	F	M	F	M	F	M	F
<b>Astronomy</b>			3		3	1	10	4		1			16	6	14	6			30	12
	0		3		4		14		1		0		22		20		0		42	
<b>Atmospheric Sciences</b>			1		4	1	4	4					9	5	37	14			46	19
	0		1		5		8		0		0		14		51		0		65	
<b>Audiology</b>													0	0	6	23			6	23
	0		0		0		0		0		0		0		29		0		29	
<b>Biochemistry</b>	4	2	13	19	43	50	75	66	3	1			138	138					138	138
	6		32		93		141		4		0		276		0		0		276	
<b>Biology</b>								3					0	3					0	3
	0		0		0		3		0		0		3		0		0		3	
<b>Biology (Cell and Molecular Biology)</b>					1	2	4		1		1		2	7					2	7
	0		0		1		6		1		1		9		0		0		9	
<b>Biology (Ecology and Evolution)</b>			1		2	4	11		2				6	14					6	14
	0		1		2		15		2		0		20		0		0		20	
<b>Biology (Environmental and Conservation)</b>					3	3	6		1				3	10					3	10
	0		0		3		9		1		0		13		0		0		13	
<b>Biology (General)</b>			1	1	10	25	33	49		1			44	76					44	76
	0		2		35		82		1		0		120		0		0		120	

Note: Students with Double- or Triple-Majors are counted once in each major declared.

## Declared Majors by Class Standing Seattle Campus

Thursday, September 28, 20

---



---

**College of Arts and Sciences**

	Freshman		Sophomore		Junior		Senior		5th Year		Non-Matriculate		All Undergraduate		Graduate		Professional		All Students	
	M	F	M	F	M	F	M	F	M	F	M	F	M	F	M	F	M	F	M	F
	<b>Biology (Molecular, Cellular &amp; Develop)</b>			1		21	23	60	77		1			82	101					82
	0		1		44		137		1		0		183		0		0		183	
<b>Biology (Physiology)</b>			1	2	7	16	29	48					37	66					37	66
	0		3		23		77		0		0		103		0		0		103	
<b>Biology (Plant)</b>					2	1		5					2	6					2	6
	0		0		3		5		0		0		8		0		0		8	
<b>Botany</b>								1					0	1	7	11			7	12
	0		0		0		1		0		0		1		18		0		19	
<b>Chemistry</b>																				
	1	4	4	8	16	21	49	48	1	1			71	82	104	80			175	162
	5		12		37		97		2		0		153		184		0		337	
<b>Chemistry (ACS Certified)</b>																				
			2	2	2	3	9	9					13	14					13	14
	0		4		5		18		0		0		27		0		0		27	
<b>Chemistry (Nanotechnology)</b>																				
													0	0	5	4			5	4
	0		0		0		0		0		0		0		9		0		9	
<b>Chinese</b>																				
							5		1				5	1					5	1
	0		0		0		5		1		0		6		0		0		6	
<b>Classical Studies</b>																				
				2		1	1	4					1	7					1	7
	0		2		1		5		0		0		8		0		0		8	

Note: Students with Double- or Triple-Majors are counted once in each major declared.

## Declared Majors by Class Standing Seattle Campus

Thursday, September 28, 20

---



---

### College of Arts and Sciences

	Freshman		Sophomore		Junior		Senior		5th Year		Non-Matriculate		All Undergraduate		Graduate		Professional		All Students	
	M	F	M	F	M	F	M	F	M	F	M	F	M	F	M	F	M	F	M	F
<b>Classics</b>					1		4	3					5	3	2	8			7	11
	0		0		1		7		0		0		8		10		0		18	
<b>Communication</b>			1		7	44	32	87					40	131	5	11			45	142
	0		1		51		119		0		0		171		16		0		187	
<b>Communication (Digital Media)</b>													0	0	8	6			8	6
	0		0		0		0		0		0		0		14		0		14	
<b>Communication (Journalism)</b>				1	4	7	6	10					10	18					10	18
	0		1		11		16		0		0		28		0		0		28	
<b>Communication, Evening Degree Program</b>					1	1	4	10					5	11					5	11
	0		0		2		14		0		0		16		0		0		16	
<b>Comparative History of Ideas</b>	1	1	1	3	9	16	24	23					35	43					35	43
	2		4		25		47		0		0		78		0		0		78	
<b>Comparative Lit (Theory &amp; Criticism)</b>													0	0	1				1	0
	0		0		0		0		0		0		0		1		0		1	
<b>Comparative Literature</b>			1	1	6	9	4	11	1				12	21	6	12			18	33
	0		2		15		15		1		0		33		18		0		51	
<b>Comparative Literature (Cinema Studies)</b>				3	7	4	15	15					25	19					25	19
	0		3		11		30		0		0		44		0		0		44	

Note: Students with Double- or Triple-Majors are counted once in each major declared.

## Declared Majors by Class Standing Seattle Campus

Thursday, September 28, 20

---



---

**College of Arts and Sciences**

	Freshman		Sophomore		Junior		Senior		5th Year		Non-Matriculate		All Undergraduate		Graduate		Professional		All Students	
	M	F	M	F	M	F	M	F	M	F	M	F	M	F	M	F	M	F	M	F
	<b>Computational Linguistics</b>													0	0	10	2			10
<b>Computer Science</b>	0		0		0		0		0		0		0		12		0		12	
<b>Dance</b>	1		1	2	11	5	35	9	3				51	16					51	16
<b>Danish</b>		1		3		16		44		3		0		67		0		0		67
<b>Drama</b>				1		4		12					0	17		4			0	21
<b>Drama (Acting)</b>		0		1		4		12		0		0		17		4		0		21
<b>Digital Arts and Experimental Media</b>		0		1		0		1		0		0		2		0		0		2
<b>Earth and Space Sciences</b>					4	1	1						5	1	3	2			8	3
<b>Earth and Space Sciences (Biology)</b>		0		0		5		1		0		0		6		5		0		11
<b>Earth and Space Sciences</b>			2		7	11	19	16					28	27	2	3			30	30
<b>Earth and Space Sciences (Biology)</b>	0		2		18		35		0		0		55		5		0		60	
<b>Earth and Space Sciences</b>		0		0		0		0		0		0		0		1		0		1
<b>Earth and Space Sciences</b>	1		1		4	3	15	12					21	15					21	15
<b>Earth and Space Sciences (Biology)</b>		1		1		7		27		0		0		36		0		0		36
<b>Earth and Space Sciences (Biology)</b>							2	3					2	3					2	3
<b>Earth and Space Sciences</b>		0		0		0		5		0		0		5		0		0		5

Note: Students with Double- or Triple-Majors are counted once in each major declared.

## Declared Majors by Class Standing Seattle Campus

Thursday, September 28, 20

---



---

**College of Arts and Sciences**

	Freshman		Sophomore		Junior		Senior		5th Year		Non-Matriculate		All Undergraduate		Graduate		Professional		All Students		
	M	F	M	F	M	F	M	F	M	F	M	F	M	F	M	F	M	F	M	F	
<b>Earth and Space Sciences (Environmental)</b>					1			1					1	1						1	1
	0		0			1		1		0		0		2		0		0			2
<b>Earth and Space Sciences (Physics)</b>						1		1					1	1						1	1
	0		0			1		1		0		0		2		0		0			2
<b>Economics</b>			2	1	56	34	140	73					198	108	16	8				214	116
	0		3		90		213		0		0		306		24		0			330	
<b>English</b>			1	4	21	35	53	84	1	1			76	124	15	19				91	143
	0		5		56		137		2		0		200		34		0			234	
<b>English (Creative Writing)</b>							2						2	0	2	1				4	1
	0		0		0		2		0		0		2		3		0			5	
<b>English (English as 2nd Language)</b>													0	0	1	3				1	3
	0		0		0		0		0		0		0		4		0			4	
<b>English (Theory and Criticism)</b>													0	0	1					1	0
	0		0		0		0		0		0		0		1		0			1	
<b>English, Evening Degree Program</b>					3	2	3	10	1				7	12						7	12
	0		0		5		13		1		0		19		0		0			19	
<b>Ethnomusicology</b>							1	2					1	2						1	2
	0		0		0		3		0		0		3		0		0			3	

**Note: Students with Double- or Triple-Majors are counted once in each major declared.**

## Declared Majors by Class Standing Seattle Campus

Thursday, September 28, 20

	Freshman		Sophomore		Junior		Senior		5th Year		Non-Matriculate		All Undergraduate		Graduate		Professional		All Students	
	M	F	M	F	M	F	M	F	M	F	M	F	M	F	M	F	M	F	M	F
	<b>College of Arts and Sciences</b>																			
<b>Exchange - Arts and Sciences</b>	1	1											1	1					1	1
		2		0		0		0		0		0		2		0		0		2
<b>Extended Pre Business Administration</b>					2	4	1	1					3	5					3	5
		0		0		6		2		0		0		8		0		0		8
<b>Extended Pre Engineering</b>					15	6	14	1					29	7					29	7
		0		0		21		15		0		0		36		0		0		36
<b>Extended Pre Major</b>					61	67	38	43					99	110					99	110
		0		0		128		81		0		0		209		0		0		209
<b>French</b>				4	1	11	4	11					6	26					6	26
	1			4		12		15		0		0		32		0		0		32
<b>French Studies</b>													0	0	1	8			1	8
		0		0		0		0		0		0		0		9		0		9
<b>General Studies</b>					1	8	10	24					11	32					11	32
		0		0		9		34		0		0		43		0		0		43
<b>Geography</b>			1		13	4	37	19					51	23	11	11			62	34
		0		1		17		56		0		0		74		22		0		96
<b>Geological Sciences</b>													0	0	13	24			13	24
		0		0		0		0		0		0		0		37		0		37

Note: Students with Double- or Triple-Majors are counted once in each major declared.

## Declared Majors by Class Standing Seattle Campus

Thursday, September 28, 20

---



---

**College of Arts and Sciences**

	Freshman		Sophomore		Junior		Senior		5th Year		Non-Matriculate		All Undergraduate		Graduate		Professional		All Students	
	M	F	M	F	M	F	M	F	M	F	M	F	M	F	M	F	M	F	M	F
<b>Geophysics</b>													0	0	14	9			14	9
	0		0		0		0		0		0		0		23		0		23	
<b>German Cultural Studies</b>							2						0	2					0	2
	0		0		0		2		0		0		2		0		0		2	
<b>German Language and Literature</b>					1		2	2					2	3					2	3
	0		0		1		4		0		0		5		0		0		5	
<b>Germanics</b>					1								1	0	6	7			7	7
	0		0		1		0		0		0		1		13		0		14	
<b>Hispanic Studies</b>													0	0	1	3			1	3
	0		0		0		0		0		0		0		4		0		4	
<b>History</b>			3	5	15	25	54	44		1			72	75	14	7			86	82
	0		8		40		98		1		0		147		21		0		168	
<b>History and Philosophy of Science</b>					1	1	2						3	1					3	1
	0		0		2		2		0		0		4		0		0		4	
<b>Humanities, Evening Degree Program</b>			1	1	2	5	5	6		2			8	14					8	14
	0		2		7		11		2		0		22		0		0		22	
<b>International Studies (Asia)</b>			4		7	8	20	22					31	30					31	30
	0		4		15		42		0		0		61		0		0		61	

Note: Students with Double- or Triple-Majors are counted once in each major declared.

## Declared Majors by Class Standing Seattle Campus

Thursday, September 28, 20

---



---

**College of Arts and Sciences**

	Freshman		Sophomore		Junior		Senior		5th Year		Non-Matriculate		All Undergraduate		Graduate		Professional		All Students	
	M	F	M	F	M	F	M	F	M	F	M	F	M	F	M	F	M	F	M	F
	<b>International Studies (Comp Religion)</b>			1	1	3		12	13					16	14	1	2			17
	0		2		3		25		0		0		30		3		0		33	
<b>International Studies (Int. Studies)</b>				1	8	9	26	29					34	39	3	7			37	46
	0		1		17		55		0		0		73		10		0		83	
<b>International Studies (Japan)</b>													0	0	2	1			2	1
	0		0		0		0		0		0		0		3		0		3	
<b>International Studies (Jewish Studies)</b>								2					0	2					0	2
	0		0		0		2		0		0		2		0		0		2	
<b>International Studies (Korea)</b>													0	0	1				1	0
	0		0		0		0		0		0		0		1		0		1	
<b>International Studies (Latin America)</b>		2	1	2	2	4	7	9					10	17					10	17
	2		3		6		16		0		0		27		0		0		27	
<b>International Studies(Rus, E.E.,&amp;C.Asia)</b>													0	0	3	3			3	3
	0		0		0		0		0		0		0		6		0		6	
<b>International Studies: Europe</b>			1	2	4	12	6	8					11	22					11	22
	0		3		16		14		0		0		33		0		0		33	
<b>International Studies: Middle East</b>													0	0	1				1	0
	0		0		0		0		0		0		0		1		0		1	

Note: Students with Double- or Triple-Majors are counted once in each major declared.

## Declared Majors by Class Standing Seattle Campus

Thursday, September 28, 20

---



---

College of Arts and Sciences

	Freshman		Sophomore		Junior		Senior		5th Year		Non-Matriculate		All Undergraduate		Graduate		Professional		All Students	
	M	F	M	F	M	F	M	F	M	F	M	F	M	F	M	F	M	F	M	F
	<b>Italian</b>				1		1		1					1	2					1
	0		1		1		1		0		0		3		0		0		3	
<b>Italian Studies</b>													0	0	1	2			1	2
	0		0		0		0		0		0		0		3		0		3	
<b>Japanese</b>			1		5	8	14	6					20	14					20	14
	0		1		13		20		0		0		34		0		0		34	
<b>Latin</b>							1						1	0					1	0
	0		0		0		1		0		0		1		0		0		1	
<b>Law, Societies, and Justice</b>					3	7	11	24					14	31					14	31
	0		0		10		35		0		0		45		0		0		45	
<b>Linguistics</b>					3	7	21	16					24	23	12	5			36	28
	0		0		10		37		0		0		47		17		0		64	
<b>Mathematics</b>			3	2	17	15	43	19	1		1		65	36	63	15			128	51
	0		5		32		62		1		1		101		78		0		179	
<b>Mathematics (Comprehensive)</b>			3	1	7	4	16	2					26	7					26	7
	0		4		11		18		0		0		33		0		0		33	
<b>Mathematics (Liberal Arts)</b>							1						1	0					1	0
	0		0		0		1		0		0		1		0		0		1	

Note: Students with Double- or Triple-Majors are counted once in each major declared.

## Declared Majors by Class Standing Seattle Campus

Thursday, September 28, 20

---



---

College of Arts and Sciences

	Freshman		Sophomore		Junior		Senior		5th Year		Non-Matriculate		All Undergraduate		Graduate		Professional		All Students	
	M	F	M	F	M	F	M	F	M	F	M	F	M	F	M	F	M	F	M	F
<b>Mathematics (Mathematical Sciences)</b>							1						1	0					1	0
	0		0		0		1		0		0		1		0		0		1	
<b>Mathematics (Philosophy)</b>					1		1						0	2					0	2
	0		0		1		1		0		0		2		0		0		2	
<b>Mathematics (Teacher Preparation)</b>					1		6	3					6	4					6	4
	0		0		1		9		0		0		10		0		0		10	
<b>Microbiology</b>					6	11	17	20					23	31					23	31
	0		0		17		37		0		0		54		0		0		54	
<b>Music</b>	1		2		2	3	7	12	1				10	18	1				10	19
	1		2		5		19		1		0		28		1		0		29	
<b>Music (Brass)</b>													0	0	3				3	0
	0		0		0		0		0		0		0		3		0		3	
<b>Music (Choral Conducting)</b>													0	0	1	2			1	2
	0		0		0		0		0		0		0		3		0		3	
<b>Music (Composition)</b>													0	0	3	2			3	2
	0		0		0		0		0		0		0		5		0		5	
<b>Music (Education)</b>													0	0	1				1	0
	0		0		0		0		0		0		0		1		0		1	

Note: Students with Double- or Triple-Majors are counted once in each major declared.

## Declared Majors by Class Standing Seattle Campus

Thursday, September 28, 20

---



---

College of Arts and Sciences

	Freshman		Sophomore		Junior		Senior		5th Year		Non-Matriculate		All Undergraduate		Graduate		Professional		All Students			
	M	F	M	F	M	F	M	F	M	F	M	F	M	F	M	F	M	F	M	F		
	<b>Music (Ethnomusicology)</b>													0	0	2	6			2	6	
<b>Music (Guitar)</b>	0		0		0		0		0		0		0		8		0				8	
<b>Music (Instrumental Conducting)</b>			1		1								2	0							2	0
<b>Music (Jazz Studies)</b>	0			1		1		0		0		0	2		0		0				2	
<b>Music (Organ)</b>					1		3	1					4	1							4	1
<b>Music (Percussion)</b>	0		0		1		4		0		0		5		0		0				5	
<b>Music (Piano)</b>													0	0	1	1					1	1
<b>Music (Strings)</b>	0		0		0		0		0		0		0		2		0				2	
<b>Music (Theory)</b>													0	0	1						0	1
	0		0		0		0		0		0		0		2		0				2	
													0	0	1						1	0
	0		0		0		0		0		0		0		1		0				1	

Note: Students with Double- or Triple-Majors are counted once in each major declared.

## Declared Majors by Class Standing Seattle Campus

Thursday, September 28, 20

---



---

College of Arts and Sciences

	Freshman		Sophomore		Junior		Senior		5th Year		Non-Matriculate		All Undergraduate		Graduate		Professional		All Students	
	M	F	M	F	M	F	M	F	M	F	M	F	M	F	M	F	M	F	M	F
	<b>Music (Voice)</b>													0	0	1	1			1
<b>Music (Woodwinds)</b>	0		0		0		0		0		0		0		2		0		2	
<b>Music History</b>	0		0		0		0		0		0		0		1		0		1	
<b>Near Eastern Languages &amp; Civilization</b>													0		2	2			2	2
	0		0		0		0		0		0		0		4		0		4	
<b>Near Eastern Studies: Comp Islamic St</b>					3		1						1	3					1	3
	0		0		3		1		0		0		4		0		0		4	
<b>Near Eastern Studies: Culture &amp; Civ</b>							2	3					2	3					2	3
	0		0		0		5		0		0		5		0		0		5	
<b>Near Eastern Studies: Lang &amp; Civ</b>				1			1	2					1	3					1	3
	0		1		0		3		0		0		4		0		0		4	
<b>Near Eastern Studies: Lang &amp; Civ</b>	1		1		3	3	1	5					6	8					6	8
<b>Neurobiology</b>	1		1		6		6		0		0		14		0		0		14	
					2	1	12	15		1			14	17					14	17
<b>Norwegian</b>	0		0		3		27		1		0		31		0		0		31	
							1						0	1					0	1
	0		0		0		1		0		0		1		0		0		1	

Note: Students with Double- or Triple-Majors are counted once in each major declared.

## Declared Majors by Class Standing Seattle Campus

Thursday, September 28, 20

---



---

**College of Arts and Sciences**

	Freshman		Sophomore		Junior		Senior		5th Year		Non-Matriculate		All Undergraduate		Graduate		Professional		All Students	
	M	F	M	F	M	F	M	F	M	F	M	F	M	F	M	F	M	F	M	F
<b>Philosophy</b>			2	1	14	6	34	10	1		1		52	17	6	2			58	19
	0		3		20		44		1		1		69		8		0		77	
<b>Physics</b>			8	2	18	9	68	11	1	2	4	1	99	25	104	22			203	47
	0		10		27		79		3		5		124		126		0		250	
<b>Physics (Nanotechnology)</b>													0	0	1				1	0
	0		0		0		0		0		0		0		1		0		1	
<b>Political Science</b>			5	5	48	41	117	96					170	142	22	11			192	153
	0		10		89		213		0		0		312		33		0		345	
<b>Political Science (Political Comm)</b>							1						1	0					1	0
	0		0		0		1		0		0		1		0		0		1	
<b>Political Science (Political Economy)</b>					4	1	7	4					11	5					11	5
	0		0		5		11		0		0		16		0		0		16	
<b>Postbaccalaureate Study</b>									27	16			27	16					27	16
	0		0		0		0		43		0		43		0		0		43	
<b>Pre Architecture &amp; Urban Planning</b>	2	4	6	9	8	9							16	22					16	22
	6		15		17		0		0		0		38		0		0		38	
<b>Pre Arts</b>			4	15	8	10							13	27					13	27
	3		19		18		0		0		0		40		0		0		40	

**Note: Students with Double- or Triple-Majors are counted once in each major declared.**

## Declared Majors by Class Standing Seattle Campus

Thursday, September 28, 20

---



---

**College of Arts and Sciences**

	Freshman		Sophomore		Junior		Senior		5th Year		Non-Matriculate		All Undergraduate		Graduate		Professional		All Students	
	M	F	M	F	M	F	M	F	M	F	M	F	M	F	M	F	M	F	M	F
<b>Pre Business Administration</b>	1		4	3	4	2	1						10	5					10	5
		1		7		6		1		0		0		15		0		0		15
<b>Pre Education</b>									1				1	0					1	0
		0		0		0		0	1			0		1		0		0		1
<b>Pre Engineering</b>	41	9	140	34	69	28	5	1					255	72					255	72
		50		174		97		6		0		0		327		0		0		327
<b>Pre Environmental Health</b>						1							0	1					0	1
		0		0		1		0		0		0		1		0		0		1
<b>Pre Health Sciences</b>	6	16	14	28	11	12							31	56					31	56
		22		42		23		0		0		0		87		0		0		87
<b>Pre Humanities</b>	2	7	11	16	2	14							15	37					15	37
		9		27		16		0		0		0		52		0		0		52
<b>Pre Major (Arts &amp; Sciences)</b>	51	46	149	193	82	107	2	2					284	348					284	348
		97		342		189		4		0		0		632		0		0		632
<b>Pre Major, Evening Degree Program</b>					1		1	1					2	1					2	1
		0		0		1		2		0		0		3		0		0		3
<b>Pre Nursing</b>		6	2	27	5	23	2	3					9	59					9	59
		6		29		28		5		0		0		68		0		0		68

Note: Students with Double- or Triple-Majors are counted once in each major declared.

## Declared Majors by Class Standing Seattle Campus

Thursday, September 28, 20

---



---

### College of Arts and Sciences

	Freshman		Sophomore		Junior		Senior		5th Year		Non-Matriculate		All Undergraduate		Graduate		Professional		All Students	
	M	F	M	F	M	F	M	F	M	F	M	F	M	F	M	F	M	F	M	F
<b>Pre Sciences</b>	12	25	51	80	33	30	1		1				98	135					98	135
		37		131		63		1		1		0		233		0		0		233
<b>Pre Social Sciences</b>	9	16	33	53	34	47	2		1				79	116					79	116
		25		86		81		2		1		0		195		0		0		195
<b>Psychology</b>			2	1	14	51	49	162	1	1			66	215	18	50			84	265
	0		3		65		211		2		0		281		68		0		349	
<b>Psychology (Clinical Psychology)</b>													0	0	4	13			4	13
	0		0		0		0		0		0		0		17		0		17	
<b>Romance Linguistics</b>							1	1					1	1					1	1
	0		0		0		2		0		0		2		0		0		2	
<b>Russian Language, Literature, &amp; Culture</b>			3				2	1					2	4					2	4
	0		3		0		3		0		0		6		0		0		6	
<b>Scandinavian (Languages &amp; Literatures)</b>													0	0	1				1	0
	0		0		0		0		0		0		0		1		0		1	
<b>Scandinavian Area Studies</b>			1		1		4	5					5	6					5	6
	0		1		1		9		0		0		11		0		0		11	
<b>Slavic Languages and Literatures</b>					1		1	2					2	2	1	2			3	4
	0		0		1		3		0		0		4		3		0		7	

Note: Students with Double- or Triple-Majors are counted once in each major declared.

## Declared Majors by Class Standing Seattle Campus

Thursday, September 28, 20

---



---

**College of Arts and Sciences**

	Freshman		Sophomore		Junior		Senior		5th Year		Non-Matriculate		All Undergraduate		Graduate		Professional		All Students	
	M	F	M	F	M	F	M	F	M	F	M	F	M	F	M	F	M	F	M	F
<b>Social Sciences, Evening Degree Program</b>			1	2	10	26	26	47	1	1			38	76					38	76
	0		3		36		73		2		0		114		0		0		114	
<b>Sociology</b>				2	11	39	42	101					53	142	14	17			67	159
	0		2		50		143		0		0		195		31		0		226	
<b>Sociology, Evening Degree Program</b>				1			1						1	1					1	1
	0		1		0		1		0		0		2		0		0		2	
<b>Sociology: Global and Social Change</b>							1						1	0					1	0
	0		0		0		1		0		0		1		0		0		1	
<b>Sociology: Individual and Society</b>							3	4					3	4					3	4
	0		0		0		7		0		0		7		0		0		7	
<b>Sociology: Law, Society &amp; Social Policy</b>							2	1					2	1					2	1
	0		0		0		3		0		0		3		0		0		3	
<b>Sociology: Social Organizations</b>							1						1	0					1	0
	0		0		0		1		0		0		1		0		0		1	
<b>Spanish</b>					1	5	9	25					10	30					10	30
	0		0		6		34		0		0		40		0		0		40	
<b>Speech and Hearing Sciences</b>				1		7	4	23	4	22			8	53	8	56			16	109
	0		1		7		27		26		0		61		64		0		125	

**Note: Students with Double- or Triple-Majors are counted once in each major declared.**

## Declared Majors by Class Standing Seattle Campus

Thursday, September 28, 20

College of Arts and Sciences	Freshman		Sophomore		Junior		Senior		5th Year		Non-Matriculate		All Undergraduate		Graduate		Professional		All Students	
	M	F	M	F	M	F	M	F	M	F	M	F	M	F	M	F	M	F	M	F
	<b>Statistics</b>					3		4	3					7	3	13	12			20
	0		0		3		7		0		0		10		25		0		35	
<b>Statistics: Statistical Genetics</b>													0	0	2				2	0
	0		0		0		0		0		0		0		2		0		2	
<b>Swedish</b>	1			1		1	3	1					4	3					4	3
	1		1		1		4		0		0		7		0		0		7	
<b>Undeclared 5th Year</b>									4				4	0					4	0
	0		0		0		0		4		0		4		0		0		4	
<b>Women Studies</b>				1		9	1	14					1	24	7				1	31
	0		1		9		15		0		0		25		7		0		32	
<b>Zoology</b>								3					0	3	29	35			29	38
	0		0		0		3		0		0		3		64		0		67	

Note: Students with Double- or Triple-Majors are counted once in each major declared.

## Declared Majors by Class Standing Seattle Campus

Thursday, September 28, 20

College of Education	Freshman		Sophomore		Junior		Senior		5th Year		Non-Matriculate		All Undergraduate		Graduate		Professional		All Students	
	M	F	M	F	M	F	M	F	M	F	M	F	M	F	M	F	M	F	M	F
	<b>Education</b>											4	21	4	21	20	46			24
	0		0		0		0		0		25		25		66		0		91	
<b>Education (Curriculum &amp; Instruction)</b>													0	0	17	47			17	47
	0		0		0		0		0		0		0		64		0		64	
<b>Education (Educ Leadership &amp; Policy Std)</b>													0	0	40	61			40	61
	0		0		0		0		0		0		0		101		0		101	
<b>Education (Educational Psychology)</b>													0	0	2	6			2	6
	0		0		0		0		0		0		0		8		0		8	
<b>Education (Initial Certificate)</b>									2	2			2	2					2	2
	0		0		0		0		4	0		4		0		0		0	4	
<b>Education (Special Education)</b>													0	0	3	33			3	33
	0		0		0		0		0		0		0		36		0		36	
<b>Education (Teacher Preparation)</b>													0	0	1				1	0
	0		0		0		0		0		0		0		1		0		1	
<b>Education Fifth Year,Continuing)</b>									2	3			2	3					2	3
	0		0		0		0		5	0		5		0		0		0	5	
<b>Education, Evening Degree Program</b>													0	0	1				1	0
	0		0		0		0		0		0		0		1		0		1	

Note: Students with Double- or Triple-Majors are counted once in each major declared.

# Declared Majors by Class Standing Seattle Campus

Thursday, September 28, 20

**College of Education**

Freshman		Sophomore		Junior		Senior		5th Year		Non-Matriculate		All Undergraduate		Graduate		Professional		All Students			
M	F	M	F	M	F	M	F	M	F	M	F	M	F	M	F	M	F	M	F		
												0	0	13	13					13	13
0		0		0		0		0		0		0		26		0				26	

**Intercollegiate Athletics Leadership**

Note: Students with Double- or Triple-Majors are counted once in each major declared.

## Declared Majors by Class Standing Seattle Campus

Thursday, September 28, 20

---



---

**College of Engineering**

	Freshman		Sophomore		Junior		Senior		5th Year		Non-Matriculate		All Undergraduate		Graduate		Professional		All Students	
	M	F	M	F	M	F	M	F	M	F	M	F	M	F	M	F	M	F	M	F
	<b>Aeronautics &amp; Astronautics</b>					1		9				4		14	0	42	4			56
	0		0		1		9		0		4		14		46		0		60	
<b>Aeronautics &amp; Astronautics (Televised)</b>											2		2	0	2				4	0
	0		0		0		0		0		2		2		2		0		4	
<b>Aerospace Engineering</b>													0	0	3	1			3	1
	0		0		0		0		0		0		0		4		0		4	
<b>Chemical Engineering</b>					2	2	20	8					22	10	30	15			52	25
	0		0		4		28		0		0		32		45		0		77	
<b>Civil Engineering</b>					2	2	14	3			2	1	18	6	62	26			80	32
	0		0		4		17		0		3		24		88		0		112	
<b>Computer Engineering</b>			1		5	2	19	3					25	5					25	5
	0		1		7		22		0		0		30		0		0		30	
<b>Computer Science &amp; Engineering</b>													0	0	73	22			73	22
	0		0		0		0		0		0		0		95		0		95	
<b>Computer Science &amp; Engineering, Evening</b>											2		2	0	25	1			27	1
	0		0		0		0		0		2		2		26		0		28	
<b>Electrical Engineering</b>			1		43	2	95	12	2		1	1	142	15	111	28			253	43
	0		1		45		107		2		2		157		139		0		296	

**Note: Students with Double- or Triple-Majors are counted once in each major declared.**

## Declared Majors by Class Standing Seattle Campus

Thursday, September 28, 20

College of Engineering	Freshman		Sophomore		Junior		Senior		5th Year		Non-Matriculate		All Undergraduate		Graduate		Professional		All Students	
	M	F	M	F	M	F	M	F	M	F	M	F	M	F	M	F	M	F	M	F
	<b>Electrical Engineering (Nanotechnology)</b>													0	0	4	3			4
	0		0		0		0		0		0		0		7		0		7	
<b>Engineering (Civil Engineering)</b>													0	0	7	4			7	4
	0		0		0		0		0		0		0		11		0		11	
<b>Engineering (Inter Engineering)</b>													0	0	2				2	0
	0		0		0		0		0		0		0		2		0		2	
<b>Engineering (Manufacturing Engineering)</b>												1		1	0			1	0	
	0		0		0		0		0		1		1		0		0		1	
<b>Engineering (Mechanical Engineering)</b>													0	0	2				2	0
	0		0		0		0		0		0		0		2		0		2	
<b>Industrial Engineering</b>					1	3	10	6					11	9	12	9			23	18
	0		0		4		16		0		0		20		21		0		41	
<b>Mat Sci &amp; Engineering (Nanotechnology)</b>													0	0	1	1			1	1
	0		0		0		0		0		0		0		2		0		2	
<b>Materials Science &amp; Engineering</b>					1		13	3	1				15	3					15	3
	0		0		1		16		1		0		18		0		0		18	
<b>Materials Science &amp; Engr (Televised)</b>													0	0	1				0	1
	0		0		0		0		0		0		0		1		0		1	

Note: Students with Double- or Triple-Majors are counted once in each major declared.

## Declared Majors by Class Standing Seattle Campus

Thursday, September 28, 20

College of Engineering	Freshman		Sophomore		Junior		Senior		5th Year		Non-Matriculate		All Undergraduate		Graduate		Professional		All Students	
	M	F	M	F	M	F	M	F	M	F	M	F	M	F	M	F	M	F	M	F
	<b>Materials Science &amp; Engr(Materials Engr)</b>											1		1	0	31	16			32
	0		0		0		0		0		1		1		47		0		48	
<b>Mechanical Engineering</b>					6		31	5	1		2		37	8	56	15			93	23
	0		0		6		36		1		2		45		71		0		116	
<b>Technical Communication</b>					1	1	4	6			4		5	11	5	15			10	26
	0		0		2		10		0		4		16		20		0		36	

Note: Students with Double- or Triple-Majors are counted once in each major declared.

## Declared Majors by Class Standing Seattle Campus

Thursday, September 28, 20

---



---

**College of Forest Resources**

	Freshman		Sophomore		Junior		Senior		5th Year		Non-Matriculate		All Undergraduate		Graduate		Professional		All Students	
	M	F	M	F	M	F	M	F	M	F	M	F	M	F	M	F	M	F	M	F
<b>Environmental Horticulture &amp; Urban For</b>							1						1	0					1	0
	0		0		0		1		0		0		1		0		0		1	
<b>Environmental Science and Resource Mgmt</b>			1		7	6	12	13	1	1			21	20					21	20
	0		1		13		25		2		0		41		0		0		41	
<b>Forest Resources</b>													0	0	18	19			18	19
	0		0		0		0		0		0		0		37		0		37	
<b>Forest Resources (Paper Science &amp; Engr)</b>			2		4	3	1	1					7	4					7	4
	0		2		7		2		0		0		11		0		0		11	
<b>Pre Forestry (Forest Resources)</b>					1								1	0					1	0
	0		0		1		0		0		0		1		0		0		1	
<b>Wildlife Science</b>							1						1	0					1	0
	0		0		0		1		0		0		1		0		0		1	

---

Note: Students with Double- or Triple-Majors are counted once in each major declared.

## Declared Majors by Class Standing Seattle Campus

Thursday, September 28, 20

---



---

**College of Ocean and Fisheries Sciences**

Freshman		Sophomore		Junior		Senior		5th Year		Non-Matriculate		All Undergraduate		Graduate		Professional		All Students	
M	F	M	F	M	F	M	F	M	F	M	F	M	F	M	F	M	F	M	F
<b>Aquatic and Fishery Sciences</b>																			
		1		7	5	14	7					22	12	29	34			51	46
0		1		12		21		0		0		34		63		0		97	
<b>Oceanography</b>																			
	1	1	2	3	2	8	6					12	11	24	39			36	50
1		3		5		14		0		0		23		63		0		86	
<b>School of Marine Affairs</b>																			
												0	0	4	7			4	7
0		0		0		0		0		0		0		11		0		11	

---

**Note: Students with Double- or Triple-Majors are counted once in each major declared.**

## Declared Majors by Class Standing Seattle Campus

Thursday, September 28, 20

### Interdisciplinary Graduate Programs

	Freshman		Sophomore		Junior		Senior		5th Year		Non-Matriculate		All Undergraduate		Graduate		Professional		All Students	
	M	F	M	F	M	F	M	F	M	F	M	F	M	F	M	F	M	F	M	F
	<b>Biology Teaching</b>											1		1	0	2	6			3
	0		0		0		0		0		1		1		8		0		9	
<b>Biomolecular Structure and Design</b>													0	0	19	8			19	8
	0		0		0		0		0		0		0		27		0		27	
<b>Conservation Biology</b>													0	0	4				0	4
	0		0		0		0		0		0		0		4		0		4	
<b>Environmental Management</b>													0	0	4				0	4
	0		0		0		0		0		0		0		4		0		4	
<b>Global and Environmental Chemistry</b>													0	0	2	2			2	2
	0		0		0		0		0		0		0		4		0		4	
<b>Global Trade, Transportation &amp; Logistics</b>													0	0	7	6			7	6
	0		0		0		0		0		0		0		13		0		13	
<b>Graduate Unassigned</b>													0	0	7	7			7	7
	0		0		0		0		0		0		0		14		0		14	
<b>Graduate Visiting</b>													0	0	10	11			10	11
	0		0		0		0		0		0		0		21		0		21	
<b>Health Administration Group</b>													0	0	17	22			17	22
	0		0		0		0		0		0		0		39		0		39	

Note: Students with Double- or Triple-Majors are counted once in each major declared.

## Declared Majors by Class Standing Seattle Campus

Thursday, September 28, 20

Interdisciplinary Graduate Programs	Freshman		Sophomore		Junior		Senior		5th Year		Non-Matriculate		All Undergraduate		Graduate		Professional		All Students	
	M	F	M	F	M	F	M	F	M	F	M	F	M	F	M	F	M	F	M	F
	<b>Individual PhD</b>													0	0	1				1
	0		0		0		0		0		0		0		1		0		1	
<b>MOLECULAR AND CELLULAR BIO (FHCRC)</b>													0	0	31	32			31	32
	0		0		0		0		0		0		0		63		0		63	
<b>Molecular and Cellular Biology</b>													0	0	33	49			33	49
	0		0		0		0		0		0		0		82		0		82	
<b>Museology</b>													0	0	2				0	2
	0		0		0		0		0		0		0		2		0		2	
<b>Near &amp; Middle Eastern Studies</b>													0	0	3	2			3	2
	0		0		0		0		0		0		0		5		0		5	
<b>Neurobiology &amp; Behavior</b>													0	0	36	24			36	24
	0		0		0		0		0		0		0		60		0		60	
<b>Nutritional Science</b>													0	0	4	24			4	24
	0		0		0		0		0		0		0		28		0		28	
<b>Public Health Genetics</b>													0	0	2	8			2	8
	0		0		0		0		0		0		0		10		0		10	
<b>Quantitative Ecology &amp; Resource Mgmt</b>													0	0	6	3			6	3
	0		0		0		0		0		0		0		9		0		9	

Note: Students with Double- or Triple-Majors are counted once in each major declared.

# Declared Majors by Class Standing Seattle Campus

Thursday, September 28, 20

**Interdisciplinary Graduate Programs**

Freshman		Sophomore		Junior		Senior		5th Year		Non-Matriculate		All Undergraduate		Graduate		Professional		All Students	
M	F	M	F	M	F	M	F	M	F	M	F	M	F	M	F	M	F	M	F
												0	0	8	4			8	4
	0		0		0		0		0		0		0	12			0		12

**Urban Design & Planning**

**Note: Students with Double- or Triple-Majors are counted once in each major declared.**

## Declared Majors by Class Standing Seattle Campus

Thursday, September 28, 20

	Freshman		Sophomore		Junior		Senior		5th Year		Non-Matriculate		All Undergraduate		Graduate		Professional		All Students		
	M	F	M	F	M	F	M	F	M	F	M	F	M	F	M	F	M	F	M	F	
	<b>Interdisciplinary Undergraduate Studies</b>																				
<b>Academy for Young Scholars</b>	1		6	9	3	4		1					10	14						10	14
		1		15		7		1		0		0		24		0		0			24
<b>Center for Study of Capable Youth</b>	1	1	5	2	2								8	3						8	3
		2		7		2		0		0		0		11		0		0			11
<b>Environmental St: Ecology &amp; Conservation</b>				1		2		7					0	10						0	10
		0		1		2		7		0		0		10		0		0			10
<b>Environmental St: Internatl Perspectives</b>			1	1			2	4					3	5						3	5
		0		2		0		6		0		0		8		0		0			8
<b>Environmental St: Population and Health</b>						2	1	8					1	10						1	10
		0		0		2		9		0		0		11		0		0			11
<b>Environmental St: Resources</b>			1		3		5	3					9	3						9	3
		0		1		3		8		0		0		12		0		0			12
<b>Environmental Studies</b>				1		1							0	2						0	2
		0		1		1		0		0		0		2		0		0			2
<b>Non Matriculated</b>												718	1001	718	1002					718	1002
		1											1719								1720
<b>Policy Dimensions of the Earth Sciences</b>														0	0	1				1	0
		0		0		0		0		0		0		0		1		0			1

Note: Students with Double- or Triple-Majors are counted once in each major declared.

# Declared Majors by Class Standing Seattle Campus

Thursday, September 28, 20

---

**Interdisciplinary Undergraduate Studies**

Freshman		Sophomore		Junior		Senior		5th Year		Non-Matriculate		All Undergraduate		Graduate		Professional		All Students	
M	F	M	F	M	F	M	F	M	F	M	F	M	F	M	F	M	F	M	F

---

**Note: Students with Double- or Triple-Majors are counted once in each major declared.**

## Declared Majors by Class Standing Seattle Campus

Thursday, September 28, 20

### Interschool or Intercollege Programs

	Freshman		Sophomore		Junior		Senior		5th Year		Non-Matriculate		All Undergraduate		Graduate		Professional		All Students	
	M	F	M	F	M	F	M	F	M	F	M	F	M	F	M	F	M	F	M	F
	<b>Bioengineering</b>			3	1	7	4	17	11					27	16	47	43			74
	0		4		11		28		0		0		43		90		0		133	
<b>Bioengineering (Engineering &amp; Medicine)</b>													0	0	1				0	1
	0		0		0		0		0		0		0		1		0		1	
<b>Bioengineering (Nanotechnology)</b>													0	0	2	1			2	1
	0		0		0		0		0		0		0		3		0		3	
<b>Dentistry/Oral Biology</b>													0	0	1				1	0
	0		0		0		0		0		0		0		1		0		1	
<b>Entrepreneurship in Technology</b>													0	0	2				2	0
	0		0		0		0		0		0		0		2		0		2	
<b>International Studies/Health Services</b>													0	0	1				0	1
	0		0		0		0		0		0		0		1		0		1	
<b>International Studies/Marine Studies</b>													0	0	1	1			1	1
	0		0		0		0		0		0		0		2		0		2	
<b>International Studies/Public Affairs</b>													0	0	5				0	5
	0		0		0		0		0		0		0		5		0		5	
<b>Nursing/Health Services</b>													0	0	1				0	1
	0		0		0		0		0		0		0		1		0		1	

Note: Students with Double- or Triple-Majors are counted once in each major declared.

# Declared Majors by Class Standing Seattle Campus

Thursday, September 28, 20

**Interschool or Intercollege Programs**

Freshman		Sophomore		Junior		Senior		5th Year		Non-Matriculate		All Undergraduate		Graduate		Professional		All Students	
M	F	M	F	M	F	M	F	M	F	M	F	M	F	M	F	M	F	M	F

**Public Affairs/Environmental Health**

												0	0		1			0	1
--	--	--	--	--	--	--	--	--	--	--	--	---	---	--	---	--	--	---	---

**Urban Planning/Public Administration**

	0		0		0		0		0		0		0		1		0		1
												0	0		2			0	2
	0		0		0		0		0		0		0		2		0		2

Note: Students with Double- or Triple-Majors are counted once in each major declared.

## Declared Majors by Class Standing Seattle Campus

Thursday, September 28, 20

School of Business Administration	Freshman		Sophomore		Junior		Senior		5th Year		Non-Matriculate		All Undergraduate		Graduate		Professional		All Students	
	M	F	M	F	M	F	M	F	M	F	M	F	M	F	M	F	M	F	M	F
	<b>Accounting</b>			5	3	23	24	43	52	1	6			72	85					72
	0		8		47		95		7		0		157		0		0		157	
<b>Accounting (Taxation)</b>													0	0		1			0	1
	0		0		0		0		0		0		0		1		0		1	
<b>Bus Admin (Human Resources Management)</b>					1	3	2	13					3	16					3	16
	0		0		4		15		0		0		19		0		0		19	
<b>Business Administration</b>			4	15	12	25	12	14					28	54					28	54
	0		19		37		26		0		0		82		0		0		82	
<b>Business Admin (Entrepreneurship)</b>			1	2	9	3	12	7					22	12					22	12
	0		3		12		19		0		0		34		0		0		34	
<b>Business Administration</b>													0	0	2	3			2	3
	0		0		0		0		0		0		0		5		0		5	
<b>Business Administration (Doctoral)</b>													0	0	38	23			38	23
	0		0		0		0		0		0		0		61		0		61	
<b>Business Administration (Finance)</b>			2		25	19	60	42		1			87	62					87	62
	0		2		44		102		1		0		149		0		0		149	
<b>Business Administration (Inform Systems)</b>					3	2	17	10					20	12					20	12
	0		0		5		27		0		0		32		0		0		32	

Note: Students with Double- or Triple-Majors are counted once in each major declared.

## Declared Majors by Class Standing Seattle Campus

Thursday, September 28, 20

---



---

**School of Business Administration**

	Freshman		Sophomore		Junior		Senior		5th Year		Non-Matriculate		All Undergraduate		Graduate		Professional		All Students	
	M	F	M	F	M	F	M	F	M	F	M	F	M	F	M	F	M	F	M	F
<b>Business Administration (Marketing)</b>				2	2	17	23	38					25	57					25	57
	0		2		19		61		0		0		82		0		0		82	
<b>Business, Evening Degree Program (MBA)</b>													0	0	32	20			32	20
	0		0		0		0		0		0		0		52		0		52	
<b>Certificate in International Business</b>			1		4	10	7	12					12	22					12	22
	0		1		14		19		0		0		34		0		0		34	
<b>Technology Management MBA</b>													0	0	60	13			60	13
	0		0		0		0		0		0		0		73		0		73	

---

**Note: Students with Double- or Triple-Majors are counted once in each major declared.**

## Declared Majors by Class Standing Seattle Campus

Thursday, September 28, 20

School of Dentistry	Freshman		Sophomore		Junior		Senior		5th Year		Non-Matriculate		All Undergraduate		Graduate		Professional		All Students	
	M	F	M	F	M	F	M	F	M	F	M	F	M	F	M	F	M	F	M	F
	<b>Dentistry</b>													0	0			77	35	77
	0		0		0		0		0		0		0		0		112		112	
<b>Dentistry (with Certificate)</b>													0	0	1				0	1
	0		0		0		0		0		0		0		1	0			1	
<b>Dentistry Concurrent Degree Program</b>													0	0	1				0	1
	0		0		0		0		0		0		0		1	0			1	
<b>Endodontics</b>													0	0	5	2			5	2
	0		0		0		0		0		0		0		7	0			7	
<b>Oral Biology</b>													0	0	8	8			8	8
	0		0		0		0		0		0		0		16	0			16	
<b>Oral Medicine</b>													0	0	2	9			2	9
	0		0		0		0		0		0		0		11	0			11	
<b>Orthodontics</b>													0	0	8	7			8	7
	0		0		0		0		0		0		0		15	0			15	
<b>Pediatric Dentistry</b>													0	0	2	9			2	9
	0		0		0		0		0		0		0		11	0			11	
<b>Periodontics</b>													0	0	5	5			5	5
	0		0		0		0		0		0		0		10	0			10	

Note: Students with Double- or Triple-Majors are counted once in each major declared.

## Declared Majors by Class Standing Seattle Campus

Thursday, September 28, 20

**School of Dentistry**

Freshman		Sophomore		Junior		Senior		5th Year		Non-Matriculate		All Undergraduate		Graduate		Professional		All Students	
M	F	M	F	M	F	M	F	M	F	M	F	M	F	M	F	M	F	M	F
												0	0	11	3			11	3
0		0		0		0		0		0		0		14		0		14	

**Prosthodontics**

**Note: Students with Double- or Triple-Majors are counted once in each major declared.**

## Declared Majors by Class Standing Seattle Campus

Thursday, September 28, 20

School of Law	Freshman		Sophomore		Junior		Senior		5th Year		Non-Matriculate		All Undergraduate		Graduate		Professional		All Students	
	M	F	M	F	M	F	M	F	M	F	M	F	M	F	M	F	M	F	M	F
	<b>Law</b>													0	0	1		43	66	44
	0		0		0		0		0		0		0		1		109		110	
<b>Law (Intellectual Property)</b>													0	0	4	2			4	2
	0		0		0		0		0		0		0		6		0		6	
<b>Law (Taxation)</b>													0	0	6	6			6	6
	0		0		0		0		0		0		0		12		0		12	
<b>Law Concurrent Degree Program</b>													0	0	1	5			1	5
	0		0		0		0		0		0		0		6		0		6	
<b>Law Visiting</b>									2				0	2					0	2
	0		0		0		0		2		0		2		0		0		2	

Note: Students with Double- or Triple-Majors are counted once in each major declared.

## Declared Majors by Class Standing Seattle Campus

Thursday, September 28, 20

School of Medicine	Freshman		Sophomore		Junior		Senior		5th Year		Non-Matriculate		All Undergraduate		Graduate		Professional		All Students	
	M	F	M	F	M	F	M	F	M	F	M	F	M	F	M	F	M	F	M	F
	<b>Biochemistry</b>													0	0	35	14			35
	0		0		0		0		0		0		0		49		0		49	
<b>Biological Structure</b>													0	0	3	2			3	2
	0		0		0		0		0		0		0		5		0		5	
<b>Biomedical and Health Informatics</b>													0	0	3	2			3	2
	0		0		0		0		0		0		0		5		0		5	
<b>Comparative Medicine</b>													0	0		1			0	1
	0		0		0		0		0		0		0		1		0		1	
<b>Genetics</b>													0	0	3	4			3	4
	0		0		0		0		0		0		0		7		0		7	
<b>Genome Sciences</b>													0	0	25	13			25	13
	0		0		0		0		0		0		0		38		0		38	
<b>Immunology</b>													0	0	20	18			20	18
	0		0		0		0		0		0		0		38		0		38	
<b>Laboratory Medicine</b>													0	0	1	1			1	1
	0		0		0		0		0		0		0		2		0		2	
<b>Medex (Medex Certificate Program)</b>													18	10					18	10
	11	4		1	7	5							18	10					18	10
		15		1		12		0	0		0			28		0	0		28	

Note: Students with Double- or Triple-Majors are counted once in each major declared.

## Declared Majors by Class Standing Seattle Campus

Thursday, September 28, 20

School of Medicine	Freshman		Sophomore		Junior		Senior		5th Year		Non-Matriculate		All Undergraduate		Graduate		Professional		All Students	
	M	F	M	F	M	F	M	F	M	F	M	F	M	F	M	F	M	F	M	F
	<b>Medical History &amp; Ethics</b>											1	0	1		1				0
	0		0		0		0		0		1		1		1		0			2
<b>Medical Technology</b>				1	4	5	9	12	1	2			14	20					14	20
	0		1		9		21		3		0		34		0		0			34
<b>Medicine</b>													0	0			161	179	161	179
	0		0		0		0		0		0		0		0		340			340
<b>Medicine Concurrent Degree Program</b>													0	0	51	37			51	37
	0		0		0		0		0		0		0		88		0			88
<b>Medxd (Medex Degree Program)</b>			2	1	12	8	17	10	29	43			60	62					60	62
	0		3		20		27		72		0		122		0		0			122
<b>Microbiology (Medicine)</b>													0	0	17	20			17	20
	0		0		0		0		0		0		0		37		0			37
<b>Molecular Biotechnology</b>													0	0	3	1			3	1
	0		0		0		0		0		0		0		4		0			4
<b>Pathology</b>													0	0	13	11			13	11
	0		0		0		0		0		0		0		24		0			24
<b>Pharmacology</b>													0	0	16	19			16	19
	0		0		0		0		0		0		0		35		0			35

Note: Students with Double- or Triple-Majors are counted once in each major declared.

## Declared Majors by Class Standing Seattle Campus

Thursday, September 28, 20

---



---

**School of Medicine**

	Freshman		Sophomore		Junior		Senior		5th Year		Non-Matriculate		All Undergraduate		Graduate		Professional		All Students	
	M	F	M	F	M	F	M	F	M	F	M	F	M	F	M	F	M	F	M	F
<b>Physiology &amp; Biophysics</b>													0	0	13	14			13	14
	0		0		0		0		0		0		0		27		0		27	
<b>Prosthetics &amp; Orthotics</b>					1		1	5	3				4	6					4	6
	0		0		1		6		3		0		10		0		0		10	
<b>Rehabilitation Med (Physical Therapy)</b>													0	0	9	51			9	51
	0		0		0		0		0		0		0		60		0		60	
<b>Rehabilitation Med(Occupational Therapy)</b>													0	0	5	40			5	40
	0		0		0		0		0		0		0		45		0		45	
<b>Rehabilitation Medicine</b>													0	0		1			0	1
	0		0		0		0		0		0		0		1		0		1	

---

Note: Students with Double- or Triple-Majors are counted once in each major declared.

## Declared Majors by Class Standing Seattle Campus

Thursday, September 28, 20

School of Nursing	Freshman		Sophomore		Junior		Senior		5th Year		Non-Matriculate		All Undergraduate		Graduate		Professional		All Students		
	M	F	M	F	M	F	M	F	M	F	M	F	M	F	M	F	M	F	M	F	
	<b>Adv Practice Nurs (Adult Psy Ment Hlth)</b>													0	0		2				0
	0		0		0		0		0		0		0		2		0			2	
<b>Adv Practice Nurs (Forensic Nurse Spec)</b>													0	0		4				0	4
	0		0		0		0		0		0		0		4		0			4	
<b>Adv Practice Nurs (Nurse Educ Spec Trn)</b>													0	0	1	5				1	5
	0		0		0		0		0		0		0		6		0			6	
<b>Masters Entry Program in Nursing</b>													0	0	7	38				7	38
	0		0		0		0		0		0		0		45		0			45	
<b>Nursing</b>					2		1	22	2	11	1	5	6	38	17	217				23	255
	0		0		2		23		13		6		44		234		0			278	

Note: Students with Double- or Triple-Majors are counted once in each major declared.

## Declared Majors by Class Standing Seattle Campus

Thursday, September 28, 20

School of Pharmacy	Freshman		Sophomore		Junior		Senior		5th Year		Non-Matriculate		All Undergraduate		Graduate		Professional		All Students			
	M	F	M	F	M	F	M	F	M	F	M	F	M	F	M	F	M	F	M	F		
	<b>Medicinal Chemistry</b>													0	0	12	12					12
<b>Pharmaceutics</b>	0		0		0		0		0		0		0		24		0				24	
<b>Pharmacy</b>													0	0	7	8					7	8
	0		0		0		0		0		0		0		15		0				15	
													0	0	3	2	28	61			31	63
	0		0		0		0		0		0		0		5		89				94	

Note: Students with Double- or Triple-Majors are counted once in each major declared.

## Declared Majors by Class Standing Seattle Campus

Thursday, September 28, 20

---



---

**School of Public Affairs**

	Freshman		Sophomore		Junior		Senior		5th Year		Non-Matriculate		All Undergraduate		Graduate		Professional		All Students			
	M	F	M	F	M	F	M	F	M	F	M	F	M	F	M	F	M	F	M	F		
<b>Public Administration</b>													0	0	13	19					13	19
	0		0		0		0		0		0		0		32		0				32	
<b>Public Affairs</b>											1	4	1	4	9	25					10	29
	0		0		0		0		0		5		5		34		0				39	
<b>Public Affairs, Evening Degree Program</b>													0	0	4	10					4	10
	0		0		0		0		0		0		0		14		0				14	

---

**Note: Students with Double- or Triple-Majors are counted once in each major declared.**

## Declared Majors by Class Standing Seattle Campus

Thursday, September 28, 20

---



---

School of Public Health and Community Medicine

	Freshman		Sophomore		Junior		Senior		5th Year		Non-Matriculate		All Undergraduate		Graduate		Professional		All Students	
	M	F	M	F	M	F	M	F	M	F	M	F	M	F	M	F	M	F	M	F
	<b>Biostatistics</b>													0	0	33	31			33
	0		0		0		0		0		0		0		64		0		64	
<b>Biostatistics: Statistical Genetics</b>													0	0		2			0	2
	0		0		0		0		0		0		0		2		0		2	
<b>Environmental &amp; Occupational Health</b>													0	0	1	1			1	1
	0		0		0		0		0		0		0		2		0		2	
<b>Environmental and Occupational Hygiene</b>													0	0	1				1	0
	0		0		0		0		0		0		0		1		0		1	
<b>Environmental Health</b>					6	8	12				1	8	19	1	3				9	22
	0		0		6		20		0		1		27		4		0		31	
<b>Environmental Health-Envrnmtl Toxicology</b>													0	0	7	12			7	12
	0		0		0		0		0		0		0		19		0		19	
<b>Environmental Health-Industrial Hygiene</b>													0	0	3	1			3	1
	0		0		0		0		0		0		0		4		0		4	
<b>Epidemiology</b>											1	1	0	29	71				30	71
	0		0		0		0		0		1		1		100		0		101	
<b>Epidemiology - International Health</b>													0	0	2				2	0
	0		0		0		0		0		0		0		2		0		2	

Note: Students with Double- or Triple-Majors are counted once in each major declared.

## Declared Majors by Class Standing Seattle Campus

Thursday, September 28, 20

---



---

School of Public Health and Community Medicine

	Freshman		Sophomore		Junior		Senior		5th Year		Non-Matriculate		All Undergraduate		Graduate		Professional		All Students	
	M	F	M	F	M	F	M	F	M	F	M	F	M	F	M	F	M	F	M	F
<b>Health Information Administration</b>			2		3	2	6	17					11	19					11	19
	0		2		5		23		0		0		30		0		0		30	
<b>Health Services</b>											1		1	0	4	18			5	18
	0		0		0		0		0		1		1		22		0		23	
<b>Health Services - Community Practice</b>													0	0	2				0	2
	0		0		0		0		0		0		0		2		0		2	
<b>Health Services - International Health</b>													0	0	5				0	5
	0		0		0		0		0		0		0		5		0		5	
<b>Health Services - Maternal&amp;Child Health</b>													0	0	5				0	5
	0		0		0		0		0		0		0		5		0		5	
<b>Health Services (Extended Degree)</b>											1	3	1	3	17	62			18	65
	0		0		0		0		0		4		4		79		0		83	
<b>Health Services-Health &amp; Policy Research</b>													0	0	2	1			2	1
	0		0		0		0		0		0		0		3		0		3	
<b>Health Services-Social &amp; Behavioral Sci</b>													0	0	9				0	9
	0		0		0		0		0		0		0		9		0		9	
<b>Occupational &amp; Environmental Medicine</b>													0	0	6	3			6	3
	0		0		0		0		0		0		0		9		0		9	

Note: Students with Double- or Triple-Majors are counted once in each major declared.

## Declared Majors by Class Standing Seattle Campus

Thursday, September 28, 20

---



---

**School of Public Health and Community Medicine**

	Freshman		Sophomore		Junior		Senior		5th Year		Non-Matriculate		All Undergraduate		Graduate		Professional		All Students	
	M	F	M	F	M	F	M	F	M	F	M	F	M	F	M	F	M	F	M	F
<b>Public Health Genetics</b>												2	0	2	1	3			1	5
	0		0		0		0		0		2		2		4		0		6	
<b>Public Health Nutrition</b>													0	0		12			0	12
	0		0		0		0		0		0		0		12		0		12	
<b>Public Health Pathobiology</b>													0	0	13	28			13	28
	0		0		0		0		0		0		0		41		0		41	

---

**Note: Students with Double- or Triple-Majors are counted once in each major declared.**

## Declared Majors by Class Standing Seattle Campus

Thursday, September 28, 20

School of Social Work	Freshman		Sophomore		Junior		Senior		5th Year		Non-Matriculate		All Undergraduate		Graduate		Professional		All Students	
	M	F	M	F	M	F	M	F	M	F	M	F	M	F	M	F	M	F	M	F
	<b>ADMINISTRATIVE PRACTICE</b>													0	0		2			0
	0		0		0		0		0		0		0		2		0			2
<b>CLINICAL &amp; CONTEXTUAL PRACTICE</b>													0	0	2	12			2	12
	0		0		0		0		0		0		0		14		0			14
<b>POLICY PRACTICE</b>													0	0	2	2			2	2
	0		0		0		0		0		0		0		4		0			4
<b>Social Welfare</b>					2	5	1	7					3	12	4	16			7	28
	0		0		7		8		0		0		15		20		0			35
<b>Social Work</b>												2	0	2	11	30			11	32
	0		0		0		0		0		2		2		41		0			43
<b>Social Work (Dual Methods)</b>													0	0		3			0	3
	0		0		0		0		0		0		0		3		0			3
<b>Social Work: Adv Generalist Practice</b>													0	0	16	107			16	107
	0		0		0		0		0		0		0		123		0			123

Note: Students with Double- or Triple-Majors are counted once in each major declared.

# Declared Majors by Class Standing Seattle Campus

Thursday, September 28, 20

**Tacoma Campus**

Freshman		Sophomore		Junior		Senior		5th Year		Non-Matriculate		All Undergraduate		Graduate		Professional		All Students	
M	F	M	F	M	F	M	F	M	F	M	F	M	F	M	F	M	F	M	F
					3	6	7		1		5	6	16	1	5			7	21
0		0		3		13		1		5		22		6		0		28	

**Visiting from Tacoma Campus**

**Note: Students with Double- or Triple-Majors are counted once in each major declared.**

## Declared Majors by Class Standing Seattle Campus

Thursday, September 28, 20

The Information School	Freshman		Sophomore		Junior		Senior		5th Year		Non-Matriculate		All Undergraduate		Graduate		Professional		All Students	
	M	F	M	F	M	F	M	F	M	F	M	F	M	F	M	F	M	F	M	F
	<b>Informatics</b>					1	2	18	3					19	5					19
	0		0		3		21		0		0		24		0		0		24	
<b>Information Management</b>													0	0	8	13			8	13
	0		0		0		0		0		0		0		21		0		21	
<b>Information Science</b>													0	0	4	12			4	12
	0		0		0		0		0		0		0		16		0		16	
<b>Library &amp; Information Science</b>											1	3	1	3	15	39			16	42
	0		0		0		0		0		4		4		54		0		58	
<b>Library &amp; Information Science (DL)</b>													0	0	9	50			9	50
	0		0		0		0		0		0		0		59		0		59	
<b>Library &amp; Information Science, Even Deg</b>													0	0	7				0	7
	0		0		0		0		0		0		0		7		0		7	

Note: Students with Double- or Triple-Majors are counted once in each major declared.

## International Students by College Seattle Campus

Thursday, September 28, 20

	Freshman		Sophomore		Junior		Senior		5th Year		Non-Matriculate		All Undergraduate		Graduate		Professional		All Students	
	M	F	M	F	M	F	M	F	M	F	M	F	M	F	M	F	M	F	M	F
<b>College of Architecture and Urban Planning</b>							1	1					1	1	5	6			6	7
	0		0		0		2		0		0		2		11		0		13	
<b>College of Arts and Sciences</b>	7	14	29	27	26	37	35	44	2		1	1	98	125	115	85			213	210
	21		56		63		79		2		2		223		200		0		423	
<b>College of Education</b>													0	0	2	9			2	9
	0		0		0		0		0		0		0		11		0		11	
<b>College of Engineering</b>					7	1	21	11				1	28	13	174	50			202	63
	0		0		8		32		0		1		41		224		0		265	
<b>College of Forest Resources</b>													0	0	5	6			5	6
	0		0		0		0		0		0		0		11		0		11	
<b>College of Ocean and Fisheries Sciences</b>													0	0	7	8			7	8
	0		0		0		0		0		0		0		15		0		15	
<b>Interdisciplinary Graduate Programs</b>													0	0	47	40			47	40
	0		0		0		0		0		0		0		87		0		87	
<b>Interdisciplinary Undergraduate Studies</b>											29	31	29	31					29	31
	0		0		0		0		0		60		60		0		0		60	
<b>Interschool or Intercollege Programs</b>					1		1						0	2	16	10			16	12
	0		0		1		1		0		0		2		26		0		28	
<b>School of Business Administration</b>			1		4	9	18	11	2				22	23	30	17			52	40
	0		1		13		29		2		0		45		47		0		92	
<b>School of Dentistry</b>													0	0	18	13			18	13
	0		0		0		0		0		0		0		31		0		31	
<b>School of Law</b>													0	0	5	2	2	4	7	6
	0		0		0		0		0		0		0		7		6		13	
<b>School of Medicine</b>					1		1		1				2	1	33	13			35	14
	0		0		1		1		1		0		3		46		0		49	

Note: Students with Double- or Triple-Majors across colleges are counted once in each college.

## International Students by College Seattle Campus

Thursday, September 28, 20

	Freshman		Sophomore		Junior		Senior		5th Year		Non-Matriculate		All Undergraduate		Graduate		Professional		All Students	
	M	F	M	F	M	F	M	F	M	F	M	F	M	F	M	F	M	F	M	F
	<b>School of Nursing</b>													0	0		28			0
	0		0		0		0		0		0		0		28		0		28	
<b>School of Pharmacy</b>													0	0	3	10	5	10	8	20
	0		0		0		0		0		0		0		13		15		28	
<b>School of Public Health and Community Medicine</b>													0	0	17	41			17	41
	0		0		0		0		0		0		0		58		0		58	
<b>School of Social Work</b>													0	0	1	5			1	5
	0		0		0		0		0		0		0		6		0		6	
<b>The Information School</b>							1	1					1	1	4	10			5	11
	0		0		0		2		0		0		2		14		0		16	
<b>Unduplicated Total for Seattle Campus:</b>	7	14	29	28	37	47	69	64	1	4	30	33	173	190	450	334	7	14	630	538
	21		57		84		133		5		63		363		784		21		1168	

Note: Students with Double- or Triple-Majors across colleges are counted once in each college.

## Professional Enrollment by NCR Status Seattle Campus

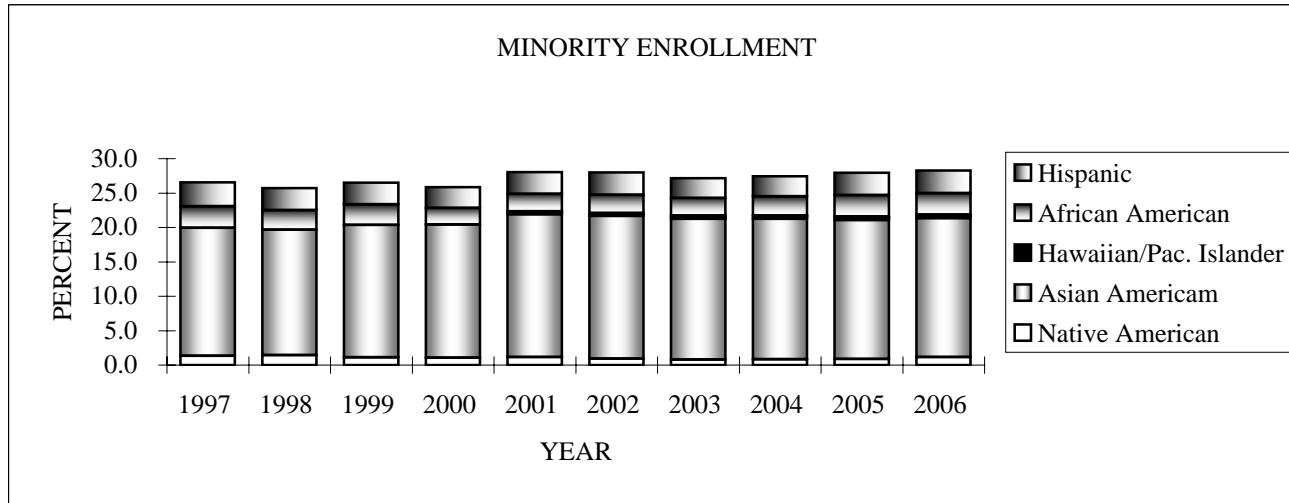
Thursday, September 28, 20

	First Year		Second Year		Third Year		Fourth Year		Total	
	Male	Female	Male	Female	Male	Female	Male	Female	Male	Female
<b>School of Dentistry</b>										
Continuing			2	1	36	18	39	16	77	35
	0		3		54		55		112	
New									0	0
	0		0		0		0		0	0
Returning									0	0
	0		0		0		0		0	0
<b>School of Law</b>										
Continuing			32	48	11	17			43	65
	0		80		28		0		108	
New									0	0
	0		0		0		0		0	0
Returning						1			0	1
	0		0		1		0		1	
<b>School of Medicine</b>										
Continuing			4	8	67	85	86	83	157	176
	0		12		152		169		333	
New									0	0
	0		0		0		0		0	0
Returning					2	2	2	1	4	3
	0		0		4		3		7	
<b>School of Pharmacy</b>										
Continuing	9	10	2	1	15	48	2	1	28	60
	19		3		63		3		88	
New		1							0	1
	1		0		0		0		1	
Returning									0	0
	0		0		0		0		0	0
<b>Unduplicated Total for Seattle Campus:</b>	9	11	40	58	131	171	129	101	309	341
	20		98		302		230		650	

Note: Students with Double- or Triple-Majors across colleges are counted once in each college.

Credits Generated by College and Course Level and Funding Source  
Summer Quarter 2006

COLLEGE	100-299 Level			300-499 Level			500-800 Level			Total		
	State-Funded	Fee Based	Total	State-Funded	Fee Based	Total	State-Funded	Fee Based	Total	State-Funded	Fee Based	Grand Total
Interdisciplinary Undergraduate Programs	30.0		30.0	333.0		333.0	3.0		3.0	366.0		366.0
Architecture & Urban Planning	646.0	8.0	654.0	1397.0	35.0	1432.0	336.0	5.0	341.0	2379.0	48.0	2427.0
Arts & Sciences	37391.0	344.0	37735.0	25291.0	289.0	25580.0	4364.0	17.0	4381.0	67046.0	650.0	67696.0
Business Administration	1273.0	5.0	1278.0	3245.0	9.0	3254.0	233.0	2.0	235.0	4751.0	16.0	4767.0
Education				520.0	36.0	556.0	661.0	70.0	731.0	1181.0	106.0	1287.0
Engineering	1977.0	29.0	2006.0	1437.0	4.0	1441.0	1847.0	13.0	1860.0	5261.0	46.0	5307.0
Ocean & Fishery Sciences	60.0		60.0	112.0		112.0	479.0		479.0	651.0		651.0
Forest Resources	380.0		380.0	525.0		525.0	141.0		141.0	1046.0		1046.0
Public Health & Community Medicine				83.0		83.0	1181.0	141.0	1322.0	1264.0	141.0	1405.0
Nursing	165.0	10.0	175.0	351.0	20.0	371.0	1443.0	328.0	1771.0	1959.0	358.0	2317.0
Interschool/Intercollege Programs	135.0		135.0	186.0	3.0	189.0	293.0	12.0	305.0	614.0	15.0	629.0
Pharmacy				7.0		7.0	978.0		978.0	985.0		985.0
Public Affairs				18.0	12.0	30.0	118.0	29.0	147.0	136.0	41.0	177.0
Interdisciplinary Graduate Programs				50.0	3.0	53.0	586.0	3.0	589.0	636.0	6.0	642.0
The Information School				138.0	5.0	143.0	238.0	43.0	281.0	376.0	48.0	424.0
Social Work				8.0		8.0	527.0	19.0	546.0	535.0	19.0	554.0
Dentistry				11.0		11.0	2676.0	12.0	2688.0	2687.0	12.0	2699.0
Law				74.0		74.0	1327.0	12.0	1339.0	1401.0	12.0	1413.0
Medicine				1519.0	36.0	1555.0	5648.5	7.0	5655.5	7167.5	43.0	7210.5
<b>Seattle Campus Total</b>	42057.0	396.0	42453.0	35305.0	452.0	35757.0	23079.5	713.0	23792.5	100441.5	1561.0	102002.5
Bothell Branch Campus				4354.0	114.0	4468.0	804.0	24.0	828.0	5158.0	138.0	5296.0
Tacoma Branch Campus				4339.0	18.0	4357.0	1857.0	18.0	1875.0	6196.0	36.0	6232.0
<b>All University Total</b>	42057.0	396.0	42453.0	43998.0	584.0	44582.0	25740.5	755.0	26495.5	111795.5	1735.0	113530.5

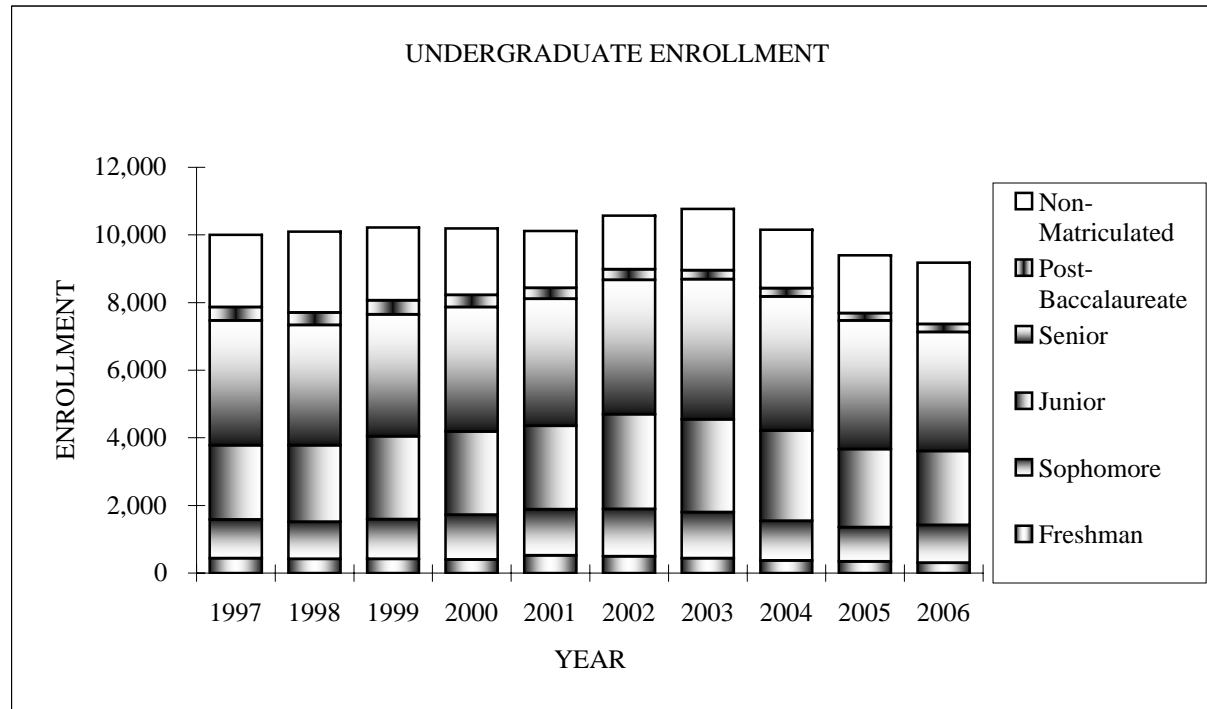


**MINORITY ENROLLMENT-SUMMER**

	1997	1998	1999	2000	2001	2002	2003	2004	2005	2006
Native American	195	213	165	158	163	144	128	130	129	166
Asian American	2,671	2,682	2,851	2,900	2,932	3,255	3,248	3,141	2,980	2,940
Hawaiian/Pac. Islander					61	72	73	72	77	77
African American	447	417	437	367	359	414	406	426	457	453
Hispanic	502	473	470	450	447	507	457	452	484	484
Total Miinority	3,815	3,785	3,923	3,875	3,962	4,392	4,312	4,221	4,127	4,120

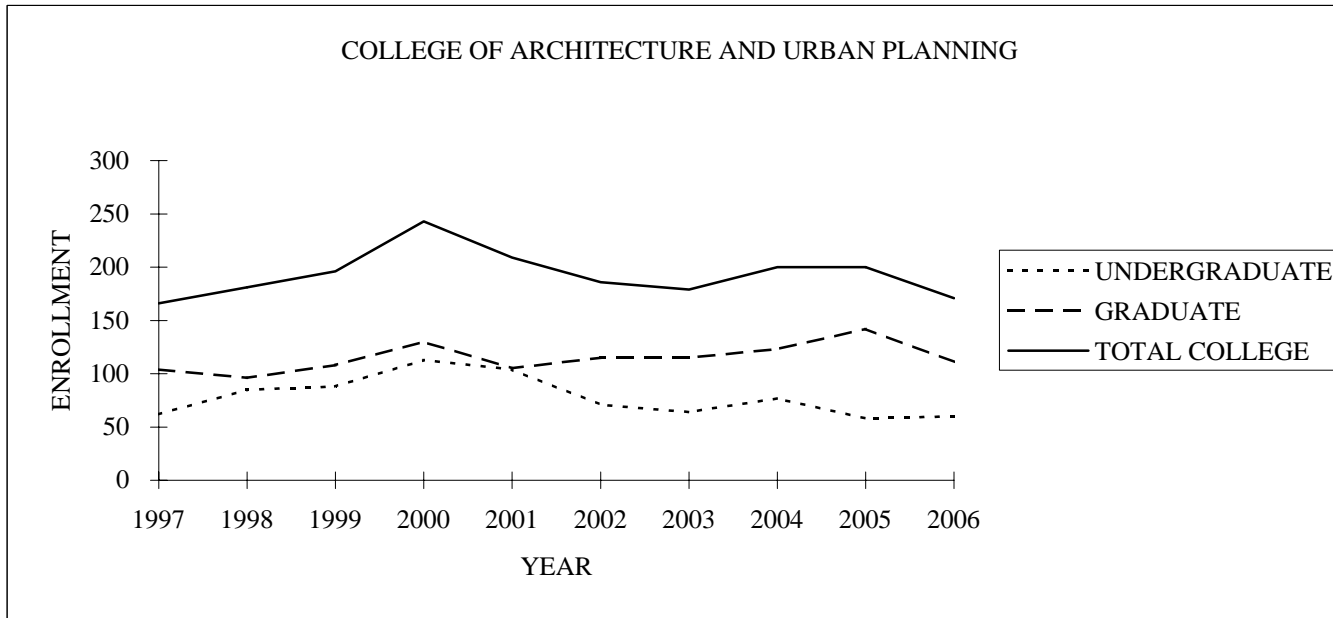
**MINORITY ENROLLMENT--PERCENT OF TOTAL ENROLLMENT**

	1997	1998	1999	2000	2001	2002	2003	2004	2005	2006
Native American	1.4	1.4	1.1	1.1	1.2	0.9	0.8	0.8	0.9	1.1
Asian American	18.6	18.2	19.3	19.4	20.8	20.7	20.4	20.4	20.2	20.2
Hawaiian/Pac. Islander					0.4	0.5	0.5	0.5	0.5	0.5
African American	3.1	2.8	3.0	2.4	2.5	2.6	2.6	2.8	3.1	3.1
Hispanic	3.5	3.2	3.2	3.0	3.2	3.2	2.9	2.9	3.3	3.3
Total Miinority	26.6	25.7	26.5	25.9	28.0	28.0	27.1	27.4	28.0	28.3
Total UW Enrollment	14362	14716	14794	14987	14127	15698	15888	15388	14760	14561



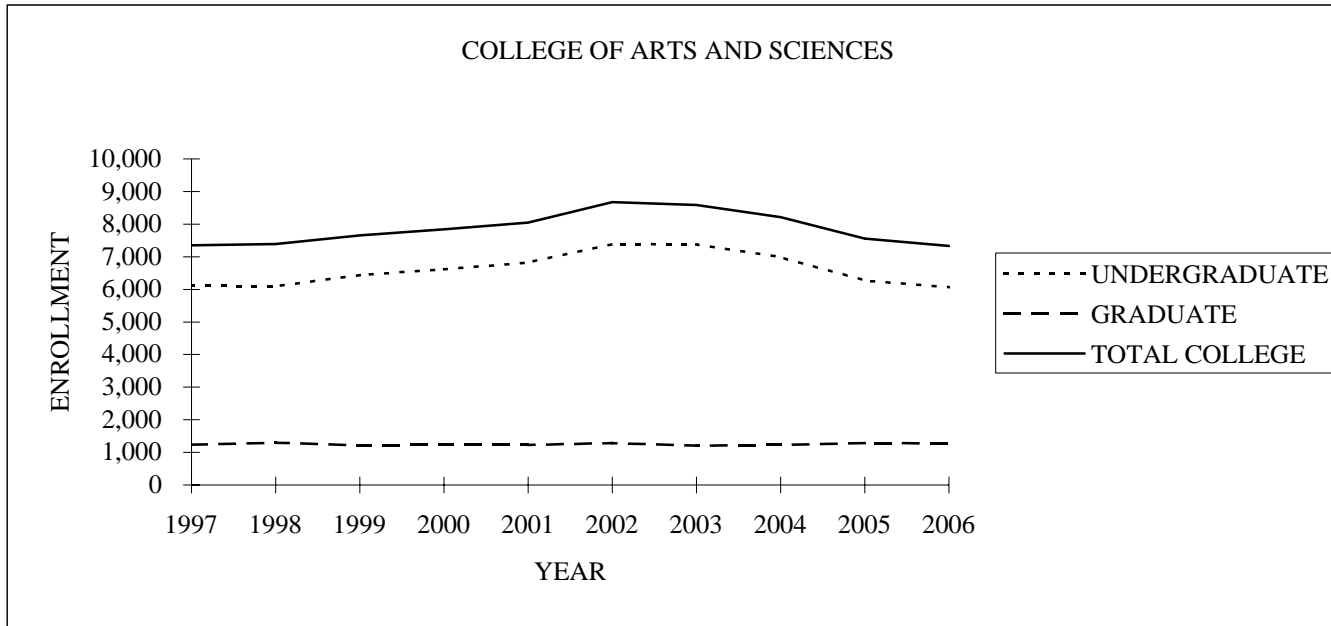
#### UNDERGRADUATE ENROLLMENT-SUMMER

	1997	1998	1999	2000	2001	2002	2003	2004	2005	2006
Freshman	438	412	412	399	521	491	435	365	340	300
Sophomore	1,142	1,105	1,174	1,327	1,359	1,402	1,360	1,176	1,011	1,124
Junior	2,197	2,258	2,451	2,460	2,472	2,799	2,751	2,668	2,307	2,182
Senior	3,686	3,556	3,606	3,675	3,756	3,980	4,144	3,968	3,812	3,522
Post-Baccalaureate	406	375	416	363	320	307	260	250	211	236
Non-Matriculated	2,134	2,388	2,163	1,969	1,687	1,591	1,824	1,725	1,716	1,813



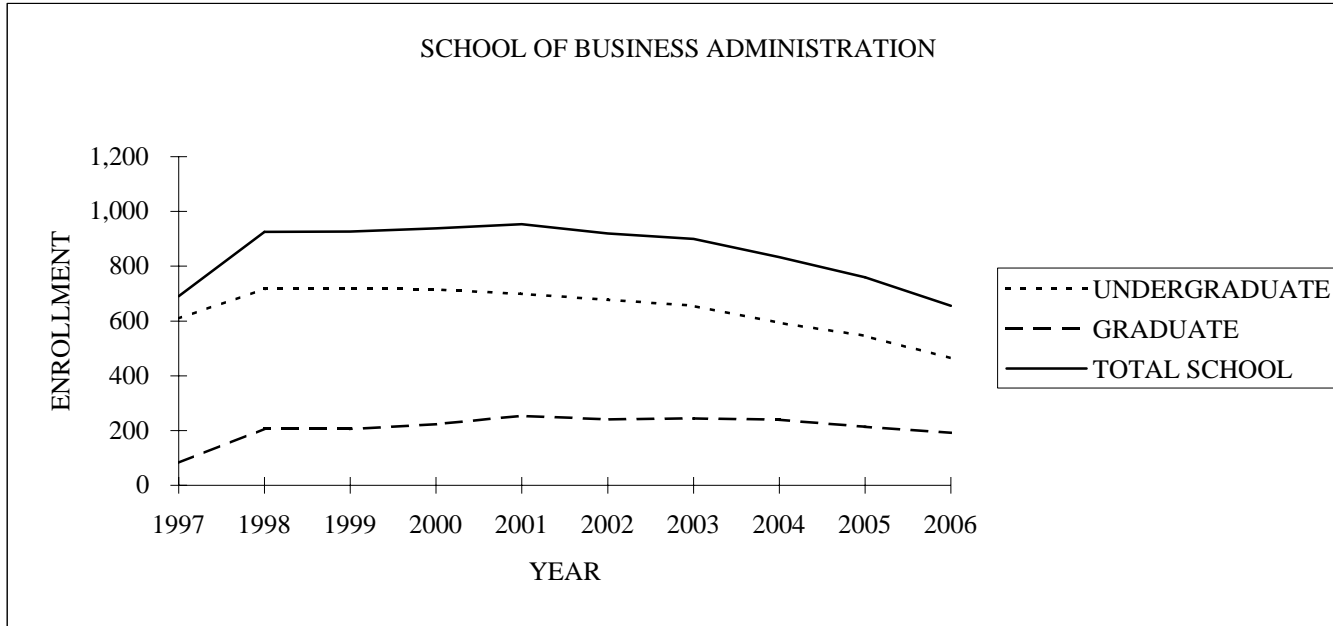
**COLLEGE OF ARCHITECTURE AND URBAN PLANNING-SUMMER**

	1997	1998	1999	2000	2001	2002	2003	2004	2005	2006
UNDERGRADUATE	62	85	88	113	104	71	64	77	58	60
GRADUATE	104	96	108	130	105	115	115	123	142	111
TOTAL COLLEGE	166	181	196	243	209	186	179	200	200	171
TOTAL UNIV.	14,160	14,362	14,716	14,794	14,987	15,041	15,698	15,888	15,388	14,561



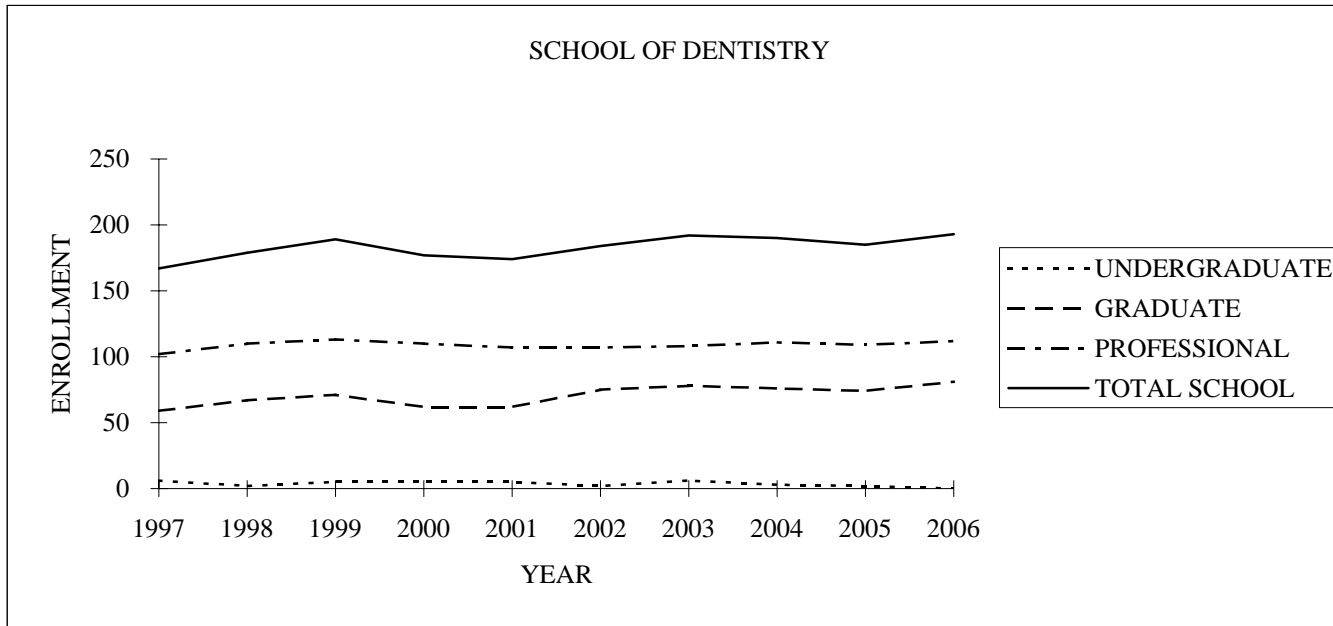
COLLEGE OF ARTS & SCIENCES-SUMMER

	1997	1998	1999	2000	2001	2002	2003	2004	2005	2006
UNDERGRADUATE	6,107	6,094	6,433	6,616	6,823	7,391	7,378	6,987	6,269	6,062
GRADUATE	1,240	1,291	1,219	1,222	1,229	1,283	1,208	1,231	1,289	1,273
TOTAL COLLEGE	7,347	7,385	7,652	7,838	8,052	8,674	8,586	8,218	7,558	7,335
TOTAL UNIV.	14,160	14,362	14,716	14,794	14,987	15,041	15,698	15,888	15,388	14,561



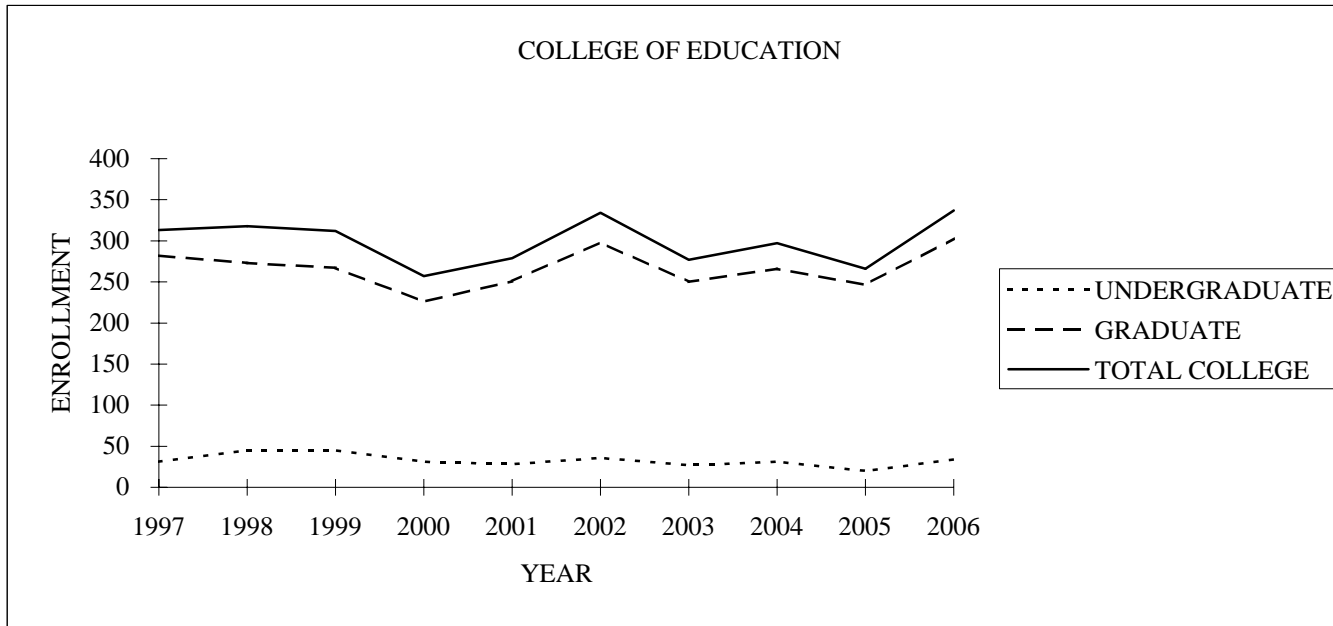
**SCHOOL OF BUSINESS ADMINISTRATION-SUMMER**

	1997	1998	1999	2000	2001	2002	2003	2004	2005	2006
UNDERGRADUATE	609	718	720	715	699	678	656	593	546	464
GRADUATE	82	207	206	223	254	241	244	240	214	192
TOTAL SCHOOL	691	925	926	938	953	919	900	833	760	656
TOTAL UNIV.	14,160	14,362	14,716	14,794	14,987	15,041	15,698	15,888	15,388	14,561



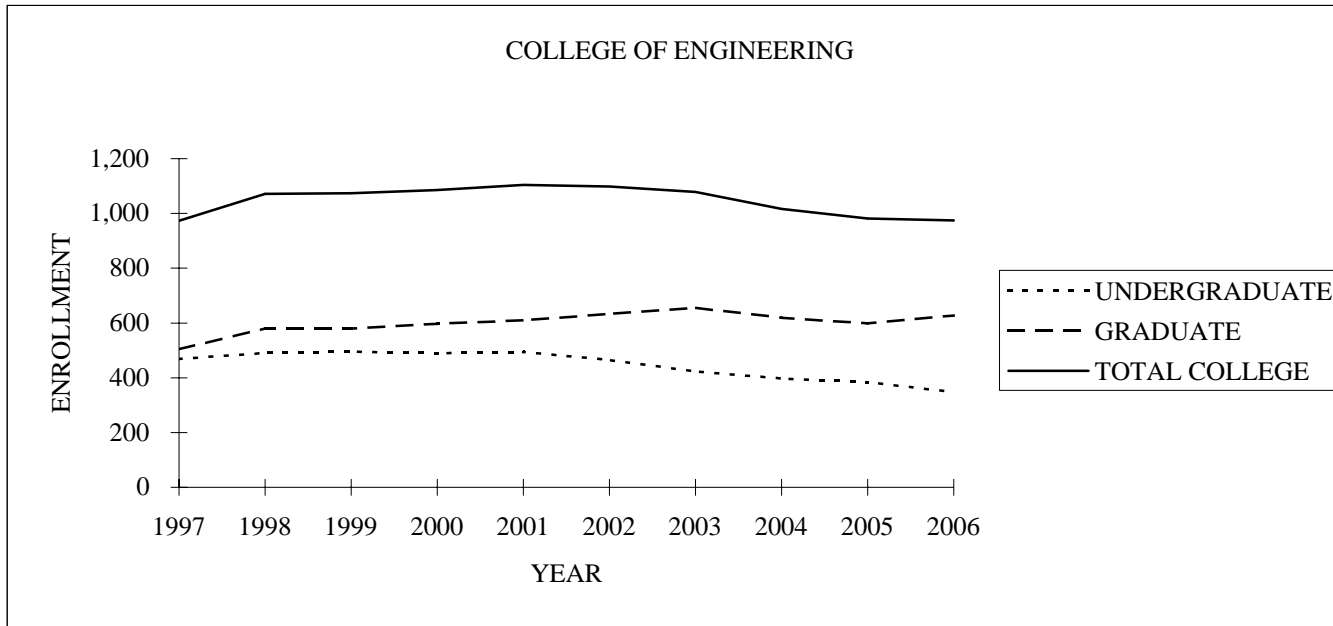
SCHOOL OF DENTISTRY-SUMMER

	1997	1998	1999	2000	2001	2002	2003	2004	2005	2006
UNDERGRADUATE	6	2	5	5	5	2	6	3	2	
GRADUATE	59	67	71	62	62	75	78	76	74	81
PROFESSIONAL	102	110	113	110	107	107	108	111	109	112
TOTAL SCHOOL	167	179	189	177	174	184	192	190	185	193
TOTAL UNIV.	14,160	14,362	14,716	14,794	14,987	15,041	15,698	15,888	15,388	14,561



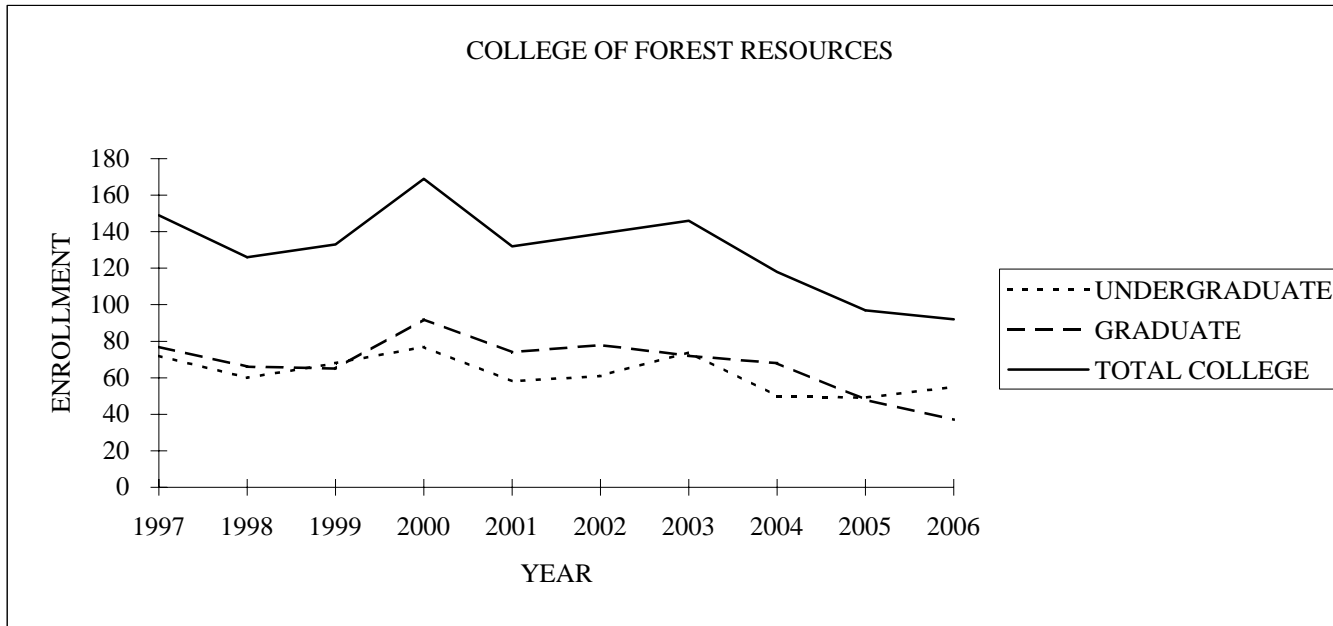
**COLLEGE OF EDUCATION-SUMMER**

	1997	1998	1999	2000	2001	2002	2003	2004	2005	2006
UNDERGRADUATE	31	45	45	31	28	36	27	31	20	34
GRADUATE	282	273	267	226	251	298	250	266	246	303
TOTAL COLLEGE	313	318	312	257	279	334	277	297	266	337
TOTAL UNIV	14,160	14,362	14,716	14,794	14,987	15,041	15,698	15,888	15,388	14,561



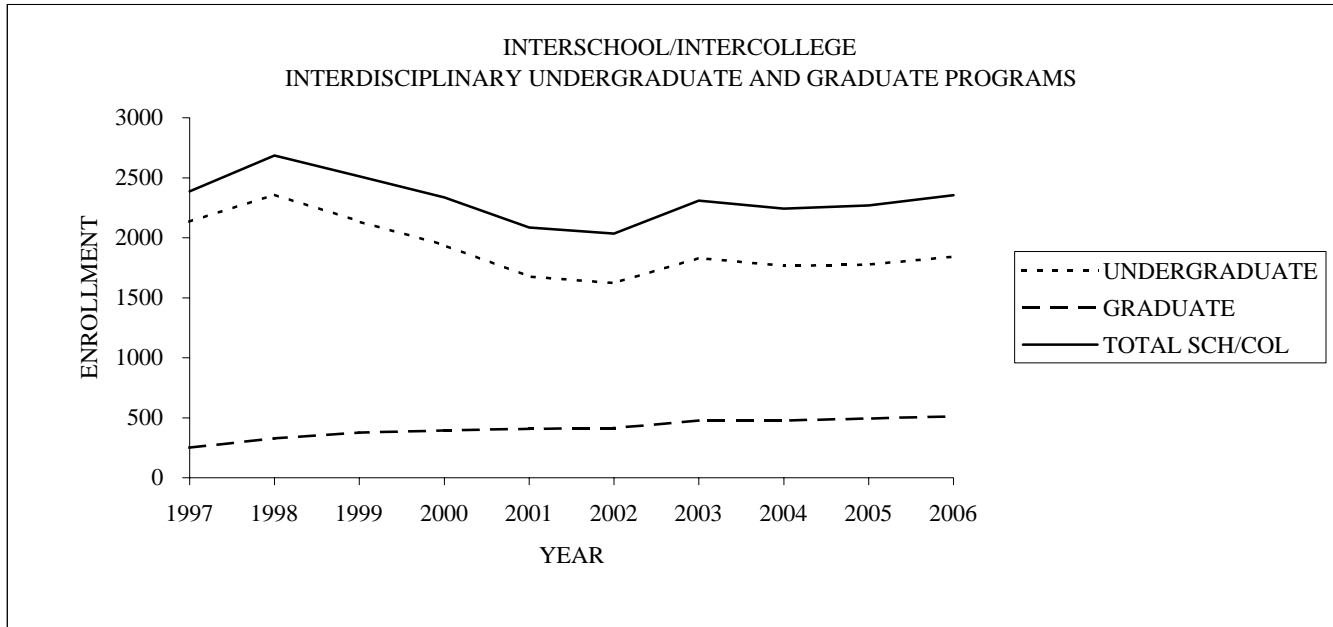
**COLLEGE OF ENGINEERING-SUMMER**

	1997	1998	1999	2000	2001	2002	2003	2004	2005	2006
UNDERGRADUATE	469	491	495	489	494	465	423	397	384	347
GRADUATE	504	581	579	597	610	633	656	619	598	628
TOTAL COLLEGE	973	1,072	1,074	1,086	1,104	1,098	1,079	1,016	982	975
TOTAL UNIV	14,160	14,362	14,716	14,794	14,987	15,041	15,698	15,888	15,388	14,561



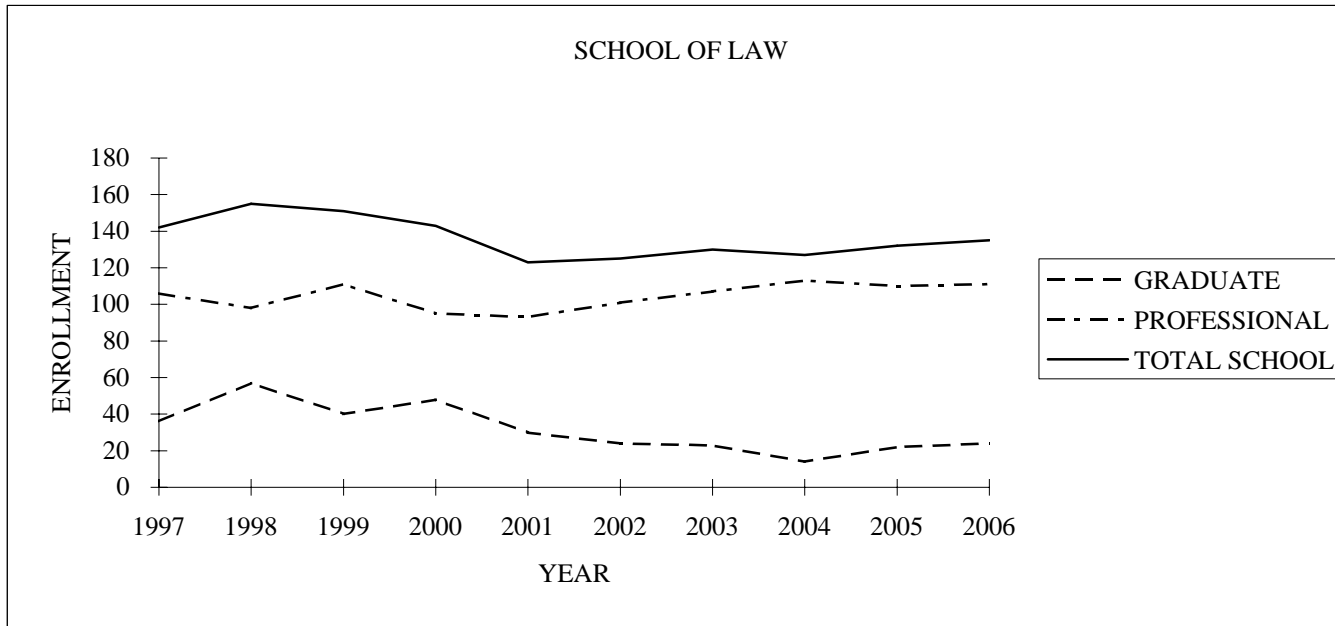
**COLLEGE OF FOREST RESOURCES-SUMMER**

	1997	1998	1999	2000	2001	2002	2003	2004	2005	2006
UNDERGRADUATE	72	60	68	77	58	61	74	50	49	55
GRADUATE	77	66	65	92	74	78	72	68	48	37
TOTAL COLLEGE	149	126	133	169	132	139	146	118	97	92
TOTAL UNIV.	14,160	14,362	14,716	14,794	14,987	15,041	15,698	15,888	15,388	14,561



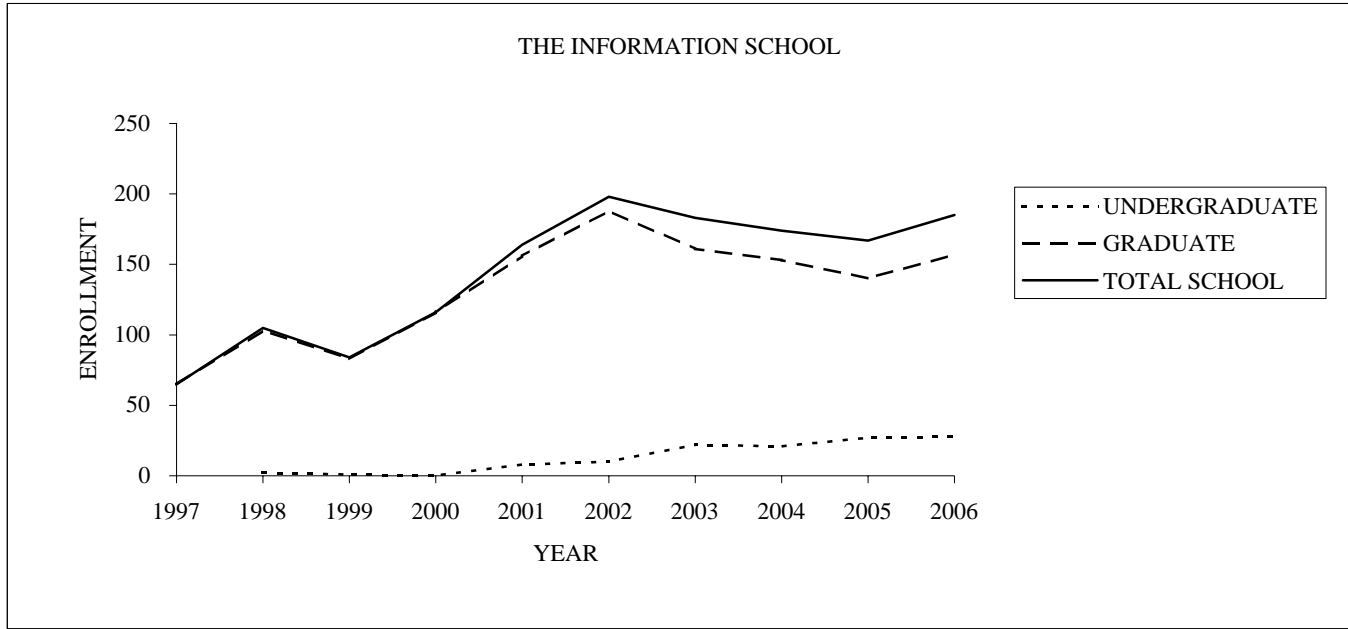
INTERDISCIPLINARY PROGRAMS/INTERSCHOOL OR INTERCOLLEGE-SUMMER

	1997	1998	1999	2000	2001	2002	2003	2004	2005	2006
UNDERGRADUATE	2134	2359	2135	1940	1678	1621	1832	1766	1776	1842
GRADUATE	252	327	376	395	407	414	477	477	494	513
TOTAL SCH/COL	2,386	2,686	2,511	2,335	2,085	2,035	2,309	2,243	2,270	2,355
TOTAL UNIV.	14,160	14,362	14,716	14,794	14,987	15,041	15,698	15,888	15,388	14,561



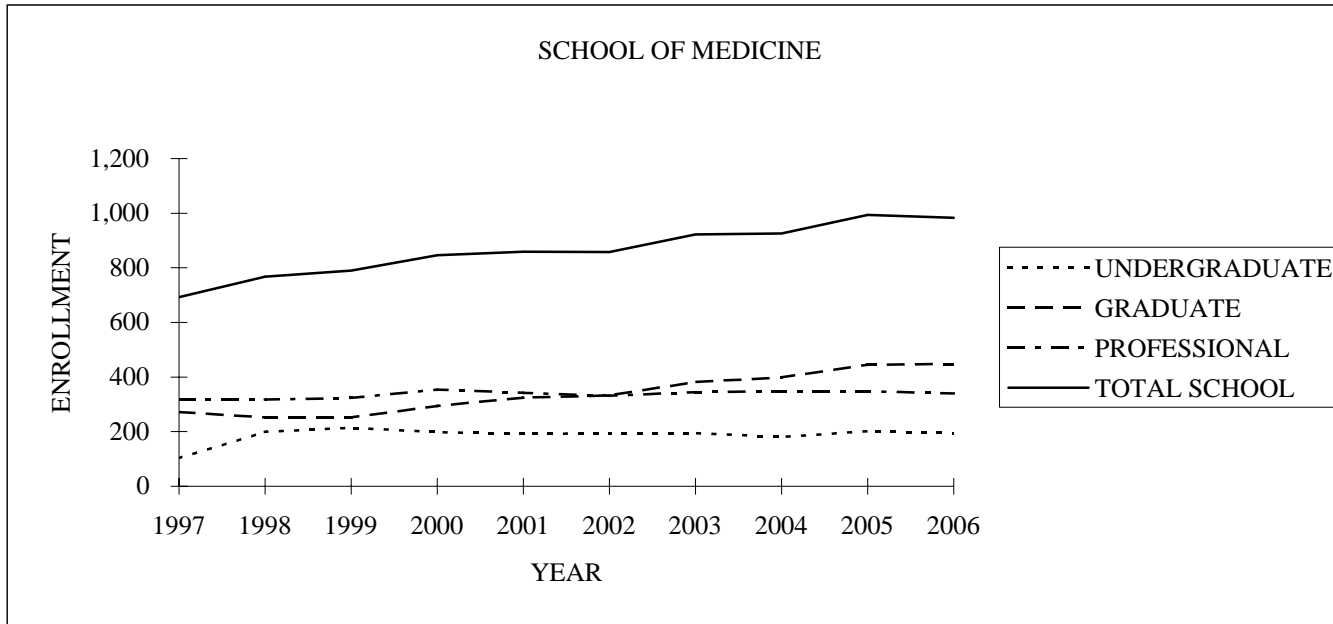
SCHOOL OF LAW-SUMMER

	1997	1998	1999	2000	2001	2002	2003	2004	2005	2006
GRADUATE	36	57	40	48	30	24	23	14	22	24
PROFESSIONAL	106	98	111	95	93	101	107	113	110	111
TOTAL SCHOOL	142	155	151	143	123	125	130	127	132	135
TOTAL UNIV.	14,160	14,362	14,716	14,794	14,987	15,041	15,698	15,888	15,388	14,561



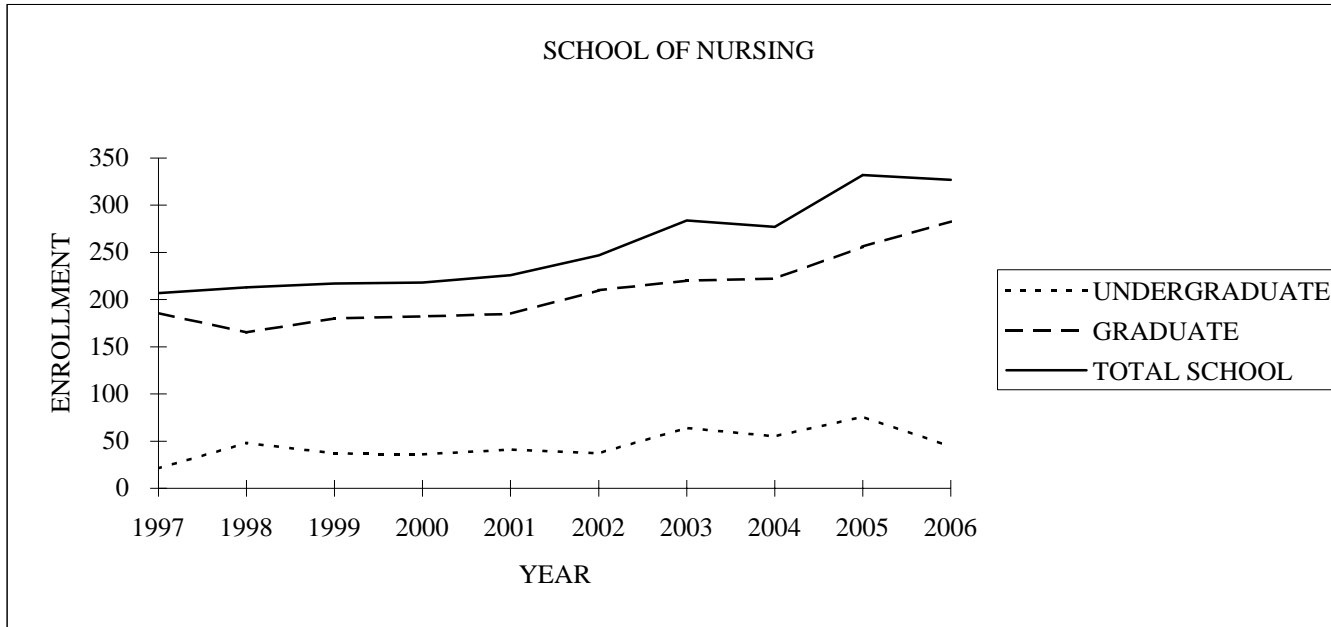
THE INFORMATION SCHOOL-SUMMER

	1997	1998	1999	2000	2001	2002	2003	2004	2005	2006
UNDERGRADUATE		2	1		8	10	22	21	27	28
GRADUATE	65	103	83	116	156	188	161	153	140	157
TOTAL SCHOOL	65	105	84	116	164	198	183	174	167	185
TOTAL UNIV.	14,160	14,362	14,716	14,794	14,987	15,041	15,698	15,888	15,388	14,561



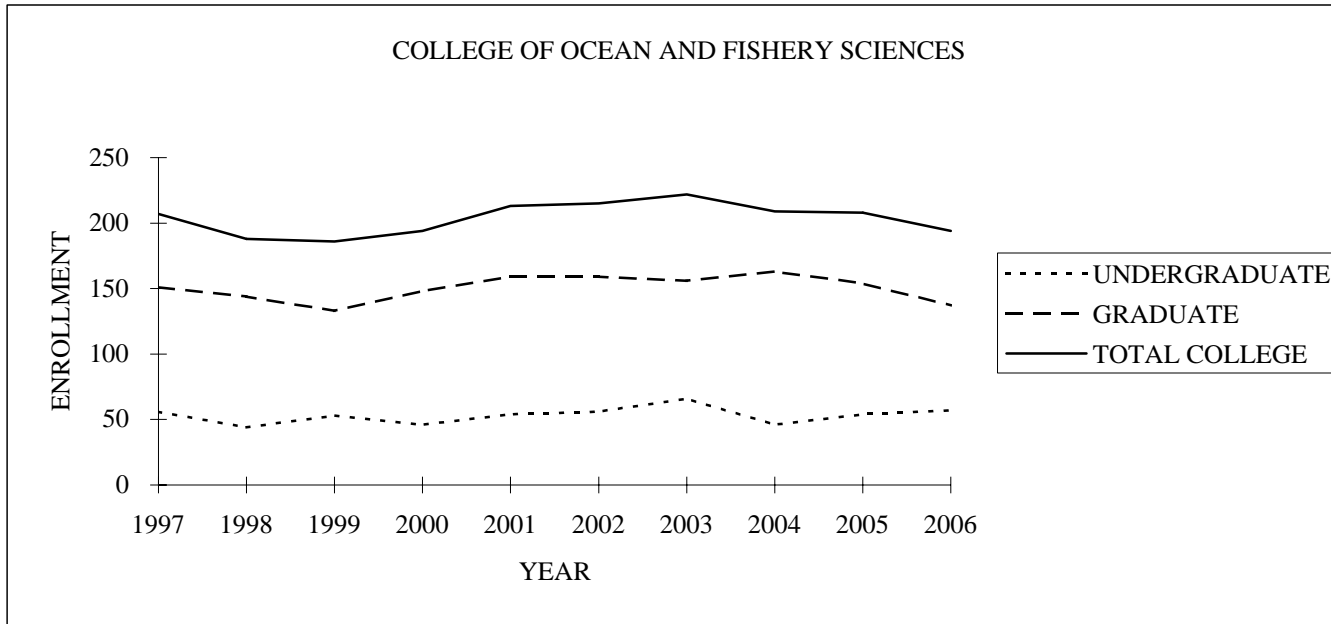
SCHOOL OF MEDICINE-SUMMER

	1997	1998	1999	2000	2001	2002	2003	2004	2005	2006
UNDERGRADUATE	102	199	215	198	192	193	195	180	201	195
GRADUATE	272	252	252	294	325	333	382	398	445	448
PROFESSIONAL	318	317	323	354	342	332	345	348	348	340
TOTAL SCHOOL	692	768	790	846	859	858	922	926	994	983
TOTAL UNIV.	14,160	14,362	14,716	14,794	14,987	15,041	15,698	15,888	15,388	14,561



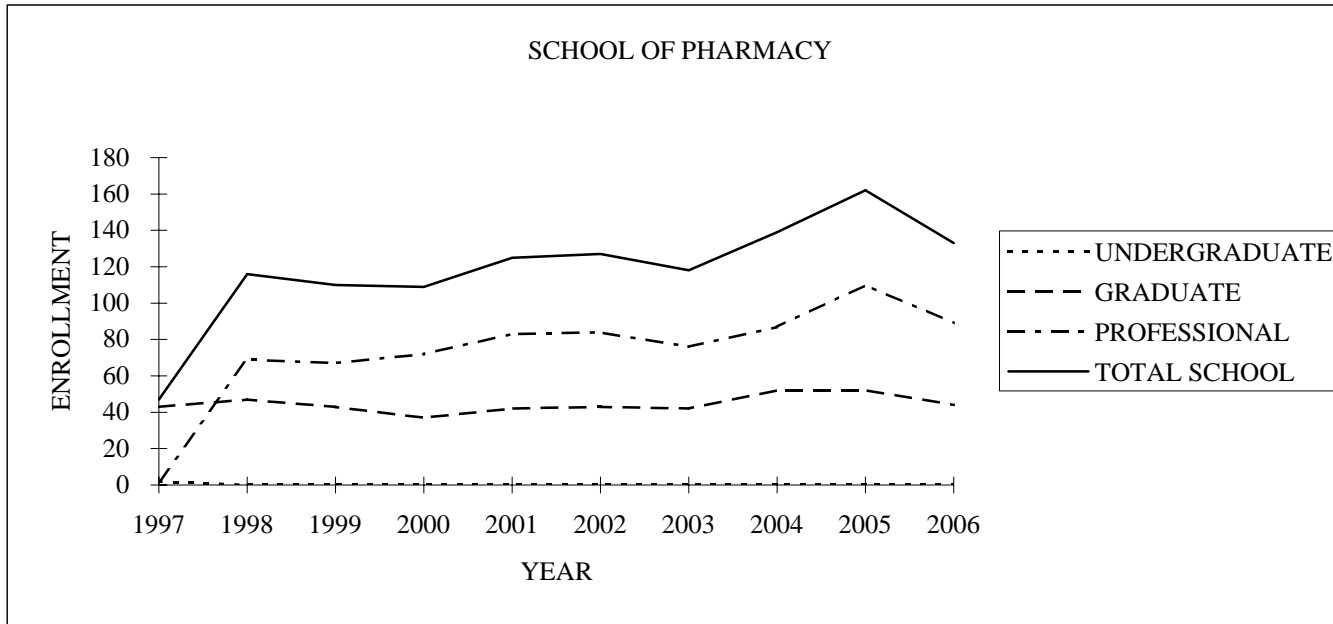
SCHOOL OF NURSING-SUMMER

	1997	1998	1999	2000	2001	2002	2003	2004	2005	2006
UNDERGRADUATE	21	48	37	36	41	37	64	55	76	44
GRADUATE	186	165	180	182	185	210	220	222	256	283
TOTAL SCHOOL	207	213	217	218	226	247	284	277	332	327
TOTAL UNIV.	14,160	14,362	14,716	14,794	14,987	15,041	15,698	15,888	15,388	14,561



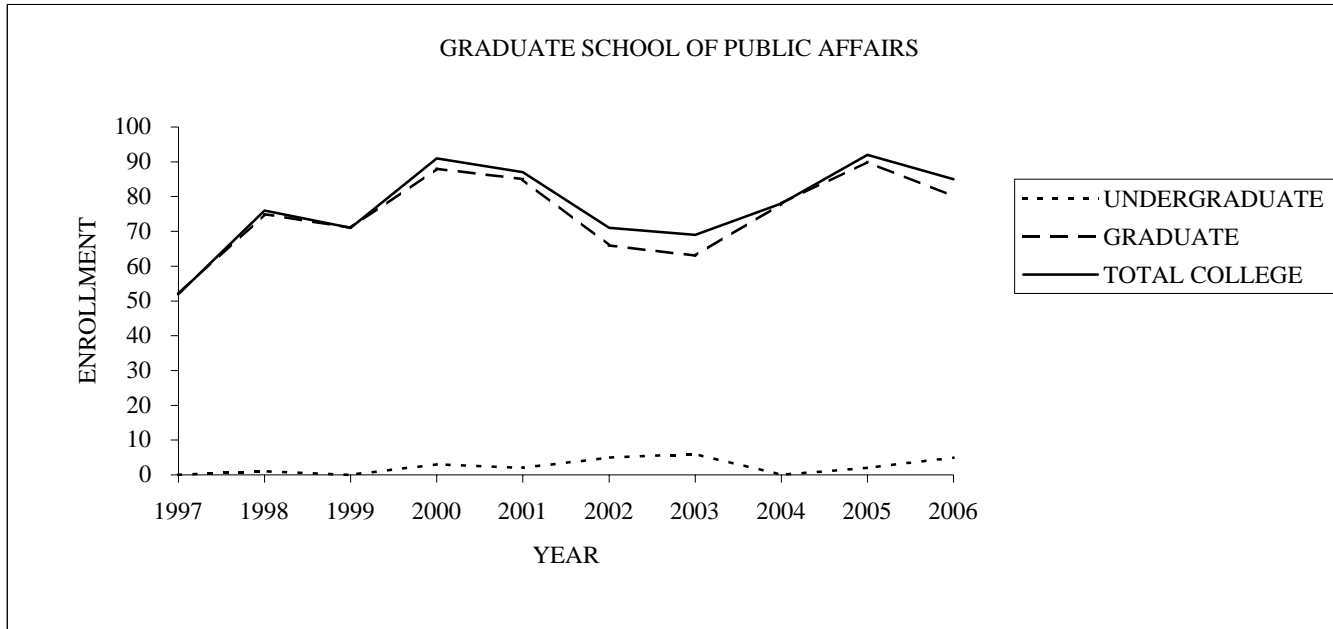
COLLEGE OF OCEAN AND FISHERY SCIENCES-SUMMER

	1997	1998	1999	2000	2001	2002	2003	2004	2005	2006
UNDERGRADUATE	56	44	53	46	54	56	66	46	54	57
GRADUATE	151	144	133	148	159	159	156	163	154	137
TOTAL COLLEGE	207	188	186	194	213	215	222	209	208	194
TOTAL UNIV.	14,160	14,362	14,716	14,794	14,987	15,041	15,698	15,888	15,388	14,561



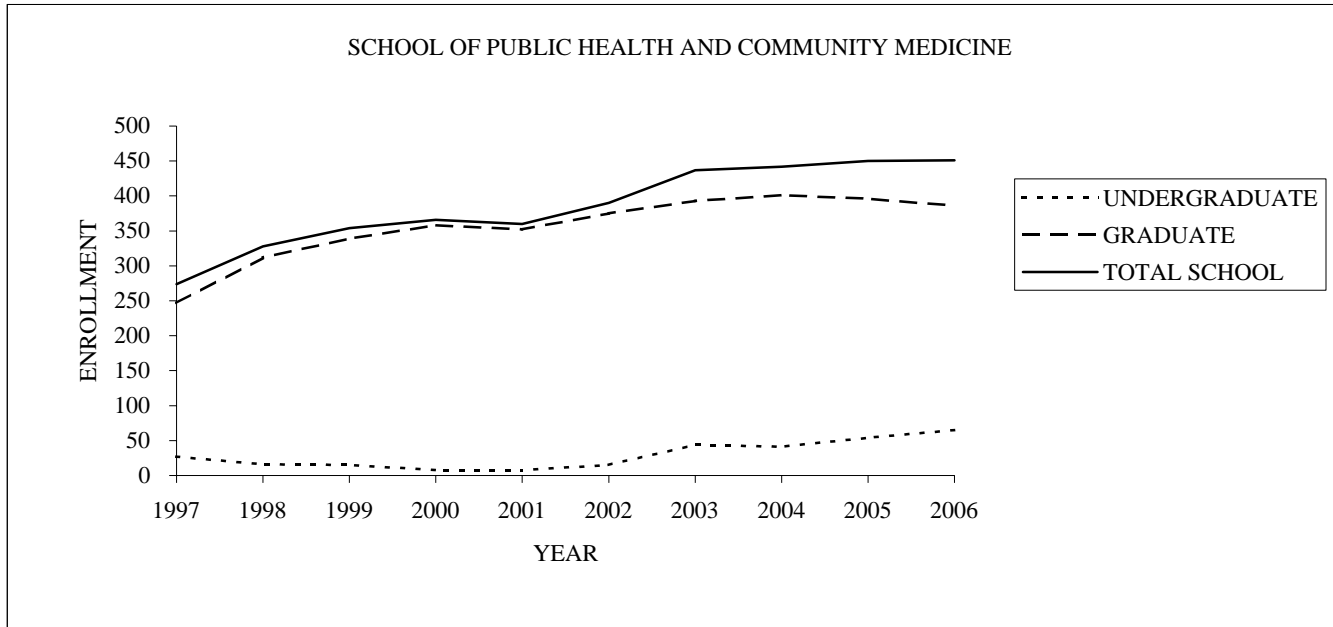
**SCHOOL OF PHARMACY-SUMMER**

	1997	1998	1999	2000	2001	2002	2003	2004	2005	2006
UNDERGRADUATE	2									
GRADUATE	43	47	43	37	42	43	42	52	52	44
PROFESSIONAL	2	69	67	72	83	84	76	87	110	89
TOTAL SCHOOL	47	116	110	109	125	127	118	139	162	133
TOTAL UNIV.	14,160	14,362	14,716	14,794	14,987	15,041	15,698	15,888	15,388	14,561



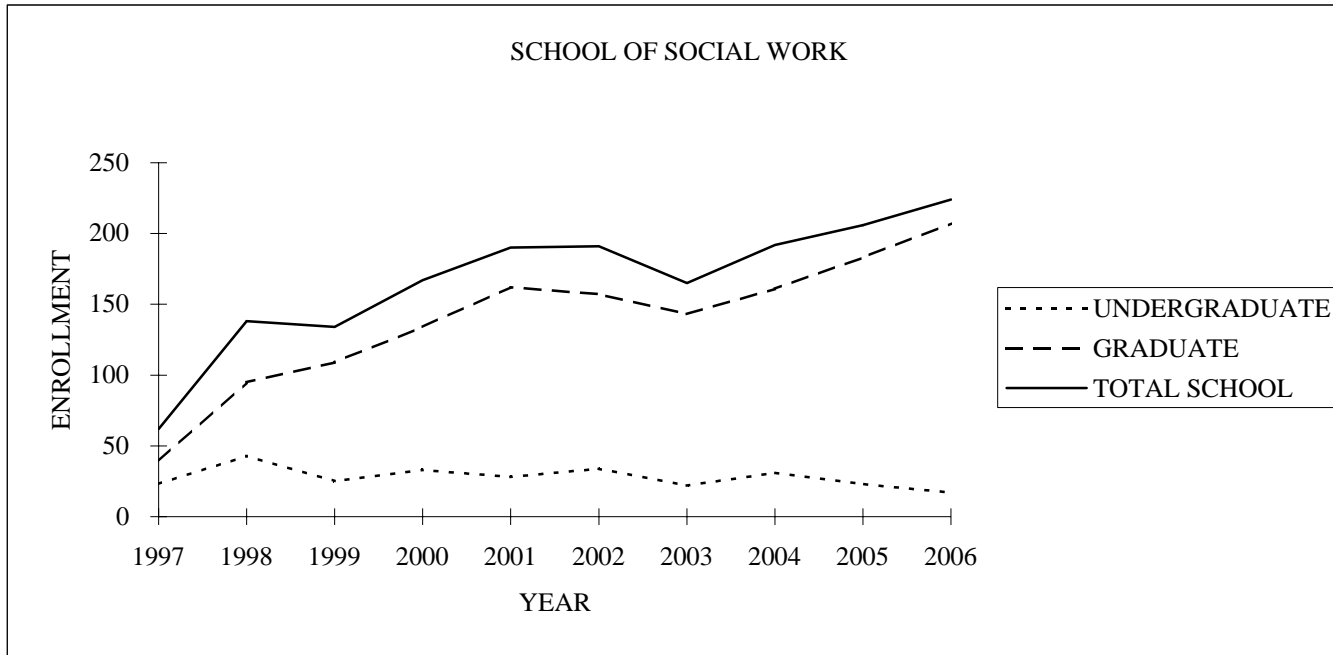
**GRADUATE SCHOOL OF PUBLIC AFFAIRS-SUMMER**

	1997	1998	1999	2000	2001	2002	2003	2004	2005	2006
UNDERGRADUATE		1		3	2	5	6		2	5
GRADUATE	52	75	71	88	85	66	63	78	90	80
TOTAL COLLEGE	52	76	71	91	87	71	69	78	92	85
TOTAL UNIV.	14,160	14,362	14,716	14,794	14,987	15,041	15,698	15,888	15,388	14,561



SCHOOL OF PUBLIC HEALTH AND COMMUNITY MEDICINE-SUMMER

	1997	1998	1999	2000	2001	2002	2003	2004	2005	2006
UNDERGRADUATE	27	16	15	8	8	15	44	41	54	65
GRADUATE	247	312	339	358	352	375	393	401	396	386
TOTAL SCHOOL	274	328	354	366	360	390	437	442	450	451
TOTAL UNIV.	14,160	14,362	14,716	14,794	14,987	15,041	15,698	15,888	15,388	14,561



SCHOOL OF SOCIAL WORK-SUMMER

	1997	1998	1999	2000	2001	2002	2003	2004	2005	2006
UNDERGRADUATE	23	43	25	33	28	34	22	31	23	17
GRADUATE	39	95	109	134	162	157	143	161	183	207
TOTAL SCHOOL	62	138	134	167	190	191	165	192	206	224
TOTAL UNIV.	14,160	14,362	14,716	14,794	14,987	15,041	15,698	15,888	15,388	14,561

University of Washington  
Enrollment by New, Continuing and Returning Status  
Bothell Campus

	Freshman		Sophomore		Junior		Senior		Fifth Year		Non-Matriculated		All Undergraduates		Professional		Graduate		Grand Total	
	Male	Female	Male	Female	Male	Female	Male	Female	Male	Female	Male	Female	Male	Female	Male	Female	Male	Female	Male	Female
Continuing	0	0	2	3	50	140	109	255	10	56	0	1	171	455	0	0	38	98	209	553
New	0	0	1	3	9	54	0	5	1	10	12	27	23	99	0	0	2	10	25	109
Returning	0	0	0	0	1	2	1	1	0	0	0	0	2	3	0	0	0	0	2	3
Total	0	0	3	6	60	196	110	261	11	66	12	28	196	557	0	0	40	108	236	665

	Continuing		New		Returning		Total	
	#	%	#	%	#	%	#	%
Freshman	0	0.00%	0	0.00%	0	0.00%	0	0.00%
Sophomore	3	0.45%	3	0.45%	0	0.00%	6	0.90%
Junior	140	21.05%	54	8.12%	2	0.30%	196	29.47%
Senior	255	38.35%	5	0.75%	1	0.15%	261	39.25%
Fifth Year	56	8.42%	10	1.50%	0	0.00%	66	9.92%
Non-Matriculated	1	0.15%	27	4.06%	0	0.00%	28	4.21%
All Undergraduate	455	68.42%	99	14.89%	3	0.45%	557	83.76%
Professional	0	0.00%	0	0.00%	0	0.00%	0	0.00%
Graduate	98	14.74%	10	1.50%	0	0.00%	108	16.24%
Grand Total	553	83.16%	109	16.39%	3	0.45%	665	100.00%

University of Washington  
Ethnic Enrollment  
Bothell Campus

Summer Quarter 2006

	Fresh	Soph	Junior	Senior	N-Mat.	5th Year	Undergrad. Total	Prof.	Grad.	All Students
<b>African-American</b>										
Female	0	2	3	1	0	0	6	0	1	7
Male	0	0	7	4	0	0	11	0	2	13
<b>Total:</b>	<b>0</b>	<b>2</b>	<b>10</b>	<b>5</b>	<b>0</b>	<b>0</b>	<b>17</b>	<b>0</b>	<b>3</b>	<b>20</b>
<b>Asian</b>										
Female	0	1	12	18	3	6	40	0	0	40
Male	0	0	11	16	1	1	29	0	6	35
<b>Total:</b>	<b>0</b>	<b>1</b>	<b>23</b>	<b>34</b>	<b>4</b>	<b>7</b>	<b>69</b>	<b>0</b>	<b>6</b>	<b>75</b>
<b>Caucasian</b>										
Female	0	0	81	83	11	35	210	0	58	268
Male	0	1	27	59	5	5	97	0	25	122
<b>Total:</b>	<b>0</b>	<b>1</b>	<b>108</b>	<b>142</b>	<b>16</b>	<b>40</b>	<b>307</b>	<b>0</b>	<b>83</b>	<b>390</b>
<b>Foreign</b>										
Female	0	0	0	2	0	1	3	0	0	3
Male	0	0	2	0	0	1	3	0	1	4
<b>Total:</b>	<b>0</b>	<b>0</b>	<b>2</b>	<b>2</b>	<b>0</b>	<b>2</b>	<b>6</b>	<b>0</b>	<b>1</b>	<b>7</b>
<b>Hawaiian/Pacific Islander</b>										
Female	0	0	0	2	0	0	2	0	0	2
Male	0	0	1	0	0	0	1	0	0	1
<b>Total:</b>	<b>0</b>	<b>0</b>	<b>1</b>	<b>2</b>	<b>0</b>	<b>0</b>	<b>3</b>	<b>0</b>	<b>0</b>	<b>3</b>
<b>Hispanic</b>										
Female	0	0	6	4	0	1	11	0	4	15
Male	0	1	1	2	1	1	6	0	0	6
<b>Total:</b>	<b>0</b>	<b>1</b>	<b>7</b>	<b>6</b>	<b>1</b>	<b>2</b>	<b>17</b>	<b>0</b>	<b>4</b>	<b>21</b>
<b>Native American</b>										
Female	0	0	2	1	0	0	3	0	0	3
Male	0	0	1	0	1	0	2	0	0	2
<b>Total:</b>	<b>0</b>	<b>0</b>	<b>3</b>	<b>1</b>	<b>1</b>	<b>0</b>	<b>5</b>	<b>0</b>	<b>0</b>	<b>5</b>
<b>Other</b>										
Female	0	0	32	40	2	12	86	0	5	91
Male	0	1	10	29	4	3	47	0	6	53
<b>Total:</b>	<b>0</b>	<b>1</b>	<b>42</b>	<b>69</b>	<b>6</b>	<b>15</b>	<b>133</b>	<b>0</b>	<b>11</b>	<b>144</b>
<b>Campus Total:</b>	<b>0</b>	<b>6</b>	<b>196</b>	<b>261</b>	<b>28</b>	<b>66</b>	<b>557</b>	<b>0</b>	<b>108</b>	<b>665</b>

## Declared Majors by Class Standing Bothell Campus

02-Oct-06

	Freshman		Sophomore		Junior		Senior		5th Year		Non-Matriculate		All Undergraduate		Graduate		Professional		All Students	
	M	F	M	F	M	F	M	F	M	F	M	F	M	F	M	F	M	F	M	F
<b>Bothell Non Matriculated Student</b>											12	8	12	8					12	8
	0		0		0		0		0		20		20		0		0		20	
<b>Business Administration</b>					36	15	57	44					93	59					93	59
	0		0		51		101		0		0		152		0		0		152	
<b>Business Administration (Bothell)</b>													0	0	26	9			26	9
	0		0		0		0		0		0		0		35		0		35	
<b>Business Administration (DE)</b>								1					0	1					0	1
	0		0		0		1		0		0		1		0		0		1	
<b>Computing &amp; Software Systems</b>							18	3	2	1			20	4					20	4
	0		0		0		21		3		0		24		0		0		24	
<b>Education (Bothell Campus)</b>												2	0	2	6	35			6	37
	0		0		0		0		0		2		2		41		0		43	
<b>Education (Certificate:Bothell Campus)</b>									7	50			7	50					7	50
	0		0		0		0		57		0		57		0		0		57	
<b>Interdisciplinary Studies</b>					2	4	1	5					3	9					3	9
	0		0		6		6		0		0		12		0		0		12	
<b>Interdisciplinary Studies (AMS)</b>					1	3	5	6					6	9					6	9
	0		0		4		11		0		0		15		0		0		15	
<b>Interdisciplinary Studies (CLA)</b>					2	9	5	9					7	18					7	18
	0		0		11		14		0		0		25		0		0		25	

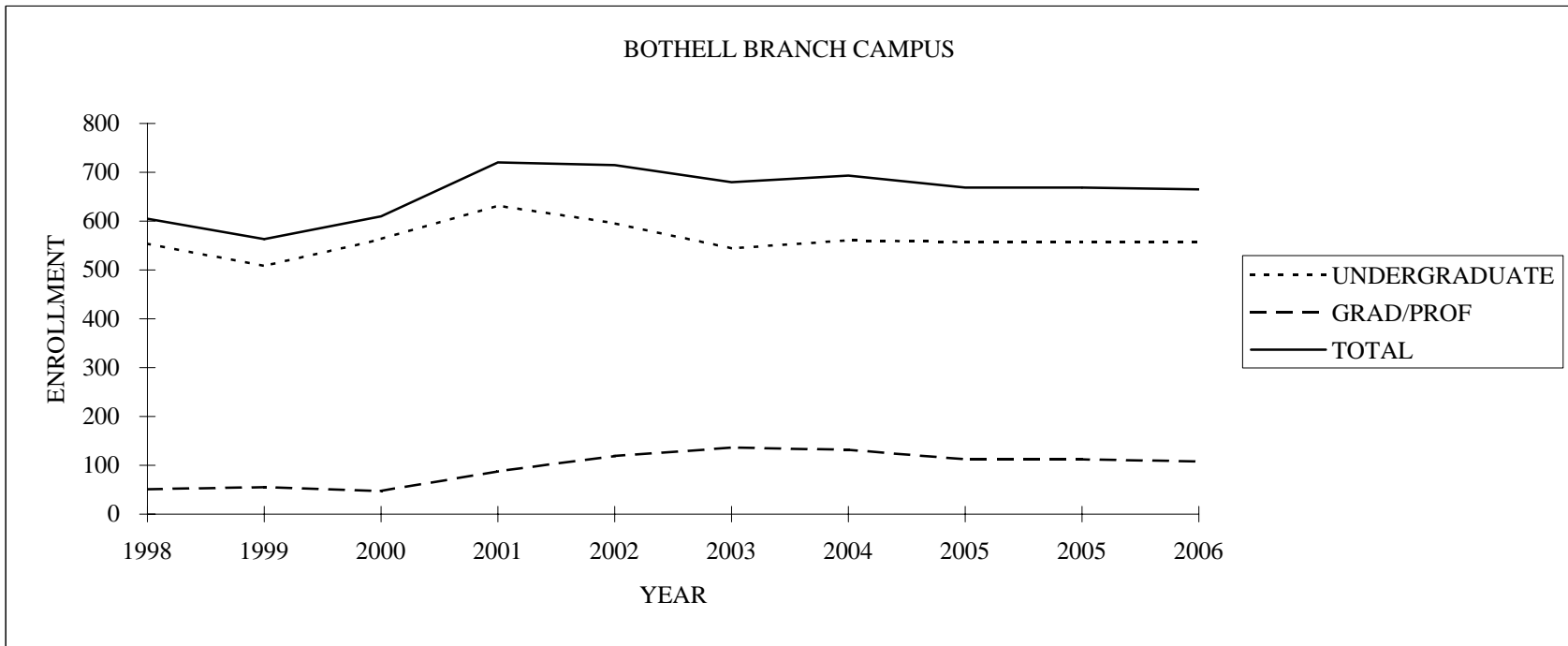
Note: Students with Double- or Triple-Majors are counted once in each major declared.

## Declared Majors by Class Standing Bothell Campus

02-Oct-06

	Freshman		Sophomore		Junior		Senior		5th Year		Non-Matriculate		All Undergraduate		Graduate		Professional		All Students	
	M	F	M	F	M	F	M	F	M	F	M	F	M	F	M	F	M	F	M	F
<b>Interdisciplinary Studies (Global St)</b>					3	4	12	15	1				16	19					16	19
	0		0		7		27		1		0		35		0		0		35	
<b>Interdisciplinary Studies (GST &amp; SEB)</b>								1					0	1					0	1
	0		0		0		1		0		0		1		0		0		1	
<b>Interdisciplinary Studies (SEB)</b>					4	21	7	38					11	59					11	59
	0		0		25		45		0		0		70		0		0		70	
<b>Interdisciplinary Studies (STE)</b>					3	3		4					3	7					3	7
	0		0		6		4		0		0		10		0		0		10	
<b>Nursing (Bothell Campus)</b>			2	2	9	70	4	24	1	3		5	16	104	2	15			18	119
	0		4		79		28		4		5		120		17		0		137	
<b>Policy Studies (Bothell Campus)</b>													0	0	6	9			6	9
	0		0		0		0		0		0		0		15		0		15	
<b>Pre Nursing (Bothell)</b>			1	1		6		1					1	8					1	8
	0		2		6		1		0		0		9		0		0		9	
<b>Visiting from Seattle Campus</b>						1			1		1		0	3					0	3
	0		0		1		0		1		1		3		0		0		3	
<b>Visiting from Tacoma Campus</b>							1						1	0					1	0
	0		0		0		1		0		0		1		0		0		1	

Note: Students with Double- or Triple-Majors are counted once in each major declared.



#### BOTHELL BRANCH CAMPUS - SUMMER

	1998	1999	2000	2001	2002	2003	2004	2005	2005	2006
UNDERGRADUATE	554	508	563	632	596	544	561	557	557	557
GRAD/PROF	51	55	47	88	119	136	132	112	112	108
TOTAL	605	563	610	720	715	680	693	669	669	665

University of Washington  
Enrollment by New, Continuing and Returning Status  
Tacoma Campus

	Freshman		Sophomore		Junior		Senior		Fifth Year		Non-Matriculated		All Undergraduates		Professional		Graduate		Grand Total	
	Male	Female	Male	Female	Male	Female	Male	Female	Male	Female	Male	Female	Male	Female	Male	Female	Male	Female	Male	Female
Continuing	0	1	0	2	47	105	123	174	2	3	1	2	173	285	0	0	46	114	219	399
New	0	0	0	0	4	15	0	1	0	0	2	11	6	27	0	0	16	55	22	82
Returning	0	0	0	0	0	1	0	1	0	0	2	1	2	3	0	0	0	0	2	3
Total	0	1	0	2	51	121	123	176	2	3	5	14	181	315	0	0	62	169	243	484

	Continuing		New		Returning		Total	
	#	%	#	%	#	%	#	%
Freshman	1	0.14%	0	0.00%	0	0.00%	1	0.14%
Sophomore	2	0.28%	0	0.00%	0	0.00%	2	0.28%
Junior	152	20.91%	19	2.61%	1	0.14%	172	23.66%
Senior	297	40.85%	1	0.14%	1	0.14%	299	41.13%
Fifth Year	3	0.41%	0	0.00%	0	0.00%	3	0.41%
Non-Matriculated	3	0.41%	13	1.79%	3	0.41%	19	2.61%
All Undergraduate	458	63.00%	33	4.54%	5	0.69%	496	68.23%
Professional	0	0.00%	0	0.00%	0	0.00%	0	0.00%
Graduate	160	22.01%	71	9.77%	0	0.00%	231	31.77%
Grand Total	618	85.01%	104	14.31%	5	0.69%	727	100.00%

University of Washington  
Ethnic Enrollment  
Tacoma Campus

Summer Quarter 2006

	Fresh	Soph	Junior	Senior	N-Mat.	5th Year	Undergrad. Total	Prof.	Grad.	All Students
<b>African-American</b>										
Female	0	0	8	12	1	0	21	0	11	32
Male	0	0	7	4	0	0	11	0	3	14
<b>Total:</b>	<b>0</b>	<b>0</b>	<b>15</b>	<b>16</b>	<b>1</b>	<b>0</b>	<b>32</b>	<b>0</b>	<b>14</b>	<b>46</b>
<b>Asian</b>										
Female	0	0	11	15	1	0	27	0	10	37
Male	0	0	5	18	0	0	23	0	8	31
<b>Total:</b>	<b>0</b>	<b>0</b>	<b>16</b>	<b>33</b>	<b>1</b>	<b>0</b>	<b>50</b>	<b>0</b>	<b>18</b>	<b>68</b>
<b>Caucasian</b>										
Female	1	2	82	112	10	1	208	0	114	322
Male	0	0	25	69	3	1	98	0	32	130
<b>Total:</b>	<b>1</b>	<b>2</b>	<b>107</b>	<b>181</b>	<b>13</b>	<b>2</b>	<b>306</b>	<b>0</b>	<b>146</b>	<b>452</b>
<b>Foreign</b>										
Female	0	0	0	0	0	0	0	0	0	0
Male	0	0	0	1	0	0	1	0	0	1
<b>Total:</b>	<b>0</b>	<b>0</b>	<b>0</b>	<b>1</b>	<b>0</b>	<b>0</b>	<b>1</b>	<b>0</b>	<b>0</b>	<b>1</b>
<b>Hawaiian/Pacific Islander</b>										
Female	0	0	3	1	0	0	4	0	1	5
Male	0	0	1	1	0	0	2	0	0	2
<b>Total:</b>	<b>0</b>	<b>0</b>	<b>4</b>	<b>2</b>	<b>0</b>	<b>0</b>	<b>6</b>	<b>0</b>	<b>1</b>	<b>7</b>
<b>Hispanic</b>										
Female	0	0	3	6	0	0	9	0	7	16
Male	0	0	4	5	0	0	9	0	2	11
<b>Total:</b>	<b>0</b>	<b>0</b>	<b>7</b>	<b>11</b>	<b>0</b>	<b>0</b>	<b>18</b>	<b>0</b>	<b>9</b>	<b>27</b>
<b>Native American</b>										
Female	0	0	4	3	0	0	7	0	3	10
Male	0	0	2	1	0	0	3	0	0	3
<b>Total:</b>	<b>0</b>	<b>0</b>	<b>6</b>	<b>4</b>	<b>0</b>	<b>0</b>	<b>10</b>	<b>0</b>	<b>3</b>	<b>13</b>
<b>Other</b>										
Female	0	0	10	27	2	0	39	0	23	62
Male	0	0	7	24	2	1	34	0	17	51
<b>Total:</b>	<b>0</b>	<b>0</b>	<b>17</b>	<b>51</b>	<b>4</b>	<b>1</b>	<b>73</b>	<b>0</b>	<b>40</b>	<b>113</b>
<b>Campus Total:</b>	<b>1</b>	<b>2</b>	<b>172</b>	<b>299</b>	<b>19</b>	<b>3</b>	<b>496</b>	<b>0</b>	<b>231</b>	<b>727</b>

## Declared Majors by Class Standing Tacoma Campus

02-Oct-06

	Freshman		Sophomore		Junior		Senior		5th Year		Non-Matriculate		All Undergraduate		Graduate		Professional		All Students	
	M	F	M	F	M	F	M	F	M	F	M	F	M	F	M	F	M	F	M	F
<b>Accounting</b>					1	2	13	18	1				15	20					15	20
	0		0		3		31		1		0		35		0		0		35	
<b>Business Administration</b>					1	3	4	8					5	11					5	11
	0		0		4		12		0		0		16		0		0		16	
<b>Business Administration (Finance)</b>					1	1	5	5					6	6					6	6
	0		0		2		10		0		0		12		0		0		12	
<b>Business Administration (Management)</b>					1		4						5	0					5	0
	0		0		1		4		0		0		5		0		0		5	
<b>Business Administration (Marketing)</b>					1		2	2					3	2					3	2
	0		0		1		4		0		0		5		0		0		5	
<b>Computing &amp; Software Systems</b>					3		15	2					18	2	4	1			22	3
	0		0		3		17		0		0		20		5		0		25	
<b>Education (Tacoma Campus)</b>											1	6	1	6	24	72			25	78
	0		0		0		0		0		7		7		96		0		103	
<b>Environmental Science - Tacoma Campus</b>					2		4	4	1				7	4					7	4
	0		0		2		8		1		0		11		0		0		11	
<b>Interdisciplinary Arts &amp; Sciences</b>					12	28	10	12					22	40					22	40
	0		0		40		22		0		0		62		0		0		62	
<b>Interdisciplinary Arts &amp; Sciences (AMC)</b>							3	7	1				3	8					3	8
	0		0		0		10		1		0		11		0		0		11	

Note: Students with Double- or Triple-Majors are counted once in each major declared.

## Declared Majors by Class Standing Tacoma Campus

02-Oct-06

	Freshman		Sophomore		Junior		Senior		5th Year		Non-Matriculate		All Undergraduate		Graduate		Professional		All Students	
	M	F	M	F	M	F	M	F	M	F	M	F	M	F	M	F	M	F	M	F
<b>Interdisciplinary Arts &amp; Sciences (AS)</b>							2	2					2	2					2	2
	0		0		0		4		0		0		4		0		0		4	
<b>Interdisciplinary Arts &amp; Sciences (COMM)</b>					2	5	9	9					11	14					11	14
	0		0		7		18		0		0		25		0		0		25	
<b>Interdisciplinary Arts &amp; Sciences (EGL)</b>					2	1	1	5					3	6					3	6
	0		0		3		6		0		0		9		0		0		9	
<b>Interdisciplinary Arts &amp; Sciences (EST)</b>					1	1	1	1					2	2					2	2
	0		0		2		2		0		0		4		0		0		4	
<b>Interdisciplinary Arts &amp; Sciences (GLBS)</b>							1	4					1	4					1	4
	0		0		0		5		0		0		5		0		0		5	
<b>Interdisciplinary Arts &amp; Sciences (GS)</b>					1	2	5	9					6	11					6	11
	0		0		3		14		0		0		17		0		0		17	
<b>Interdisciplinary Arts &amp; Sciences (PE)</b>						1	10	5					10	6					10	6
	0		0		1		15		0		0		16		0		0		16	
<b>Interdisciplinary Arts &amp; Sciences (PSY)</b>					2	5	5	16					7	21					7	21
	0		0		7		21		0		0		28		0		0		28	
<b>Interdisciplinary Arts &amp; Sciences (PV)</b>		1			3		3	10					6	11					6	11
	1		0		3		13		0		0		17		0		0		17	
<b>Interdisciplinary Arts &amp; Sciences (SS)</b>					5	15	11	28					16	43					16	43
	0		0		20		39		0		0		59		0		0		59	

Note: Students with Double- or Triple-Majors are counted once in each major declared.

## Declared Majors by Class Standing Tacoma Campus

02-Oct-06

	Freshman		Sophomore		Junior		Senior		5th Year		Non-Matriculate		All Undergraduate		Graduate		Professional		All Students	
	M	F	M	F	M	F	M	F	M	F	M	F	M	F	M	F	M	F	M	F
<b>Interdisciplinary Studies</b>													0	0		7			0	7
	0		0		0		0		0		0		0		7		0			7
<b>Nonmatriculated - Tacoma</b>											3	6	3	6					3	6
	0		0		0		0		0		9		9		0		0			9
<b>Nursing (Tacoma Campus)</b>				1	4	41	2	13				1	6	56	2	22			8	78
	0		1		45		15		0		1		62		24		0			86
<b>Pre Computing and Software Sys (Tacoma)</b>					3		2						5	0					5	0
	0		0		3		2		0		0		5		0		0			5
<b>Pre Nursing (Tacoma)</b>						1							0	1					0	1
	0		0		1		0		0		0		1		0		0			1
<b>Social Welfare (Tacoma)</b>					1	6		3					1	9					1	9
	0		0		7		3		0		0		10		0		0			10
<b>Social Work (Tacoma Campus)</b>													0	0	8	57			8	57
	0		0		0		0		0		0		0		65		0			65
<b>Tacoma General Studies</b>							1						1	0					1	0
	0		0		0		1		0		0		1		0		0			1
<b>URBAN STUDIES</b>				1	5	8	10	10					15	19					15	19
	0		1		13		20		0		0		34		0		0			34
<b>UW Tacoma Master of Business Admin</b>													0	0	22	8			22	8
	0		0		0		0		0		0		0		30		0			30

Note: Students with Double- or Triple-Majors are counted once in each major declared.

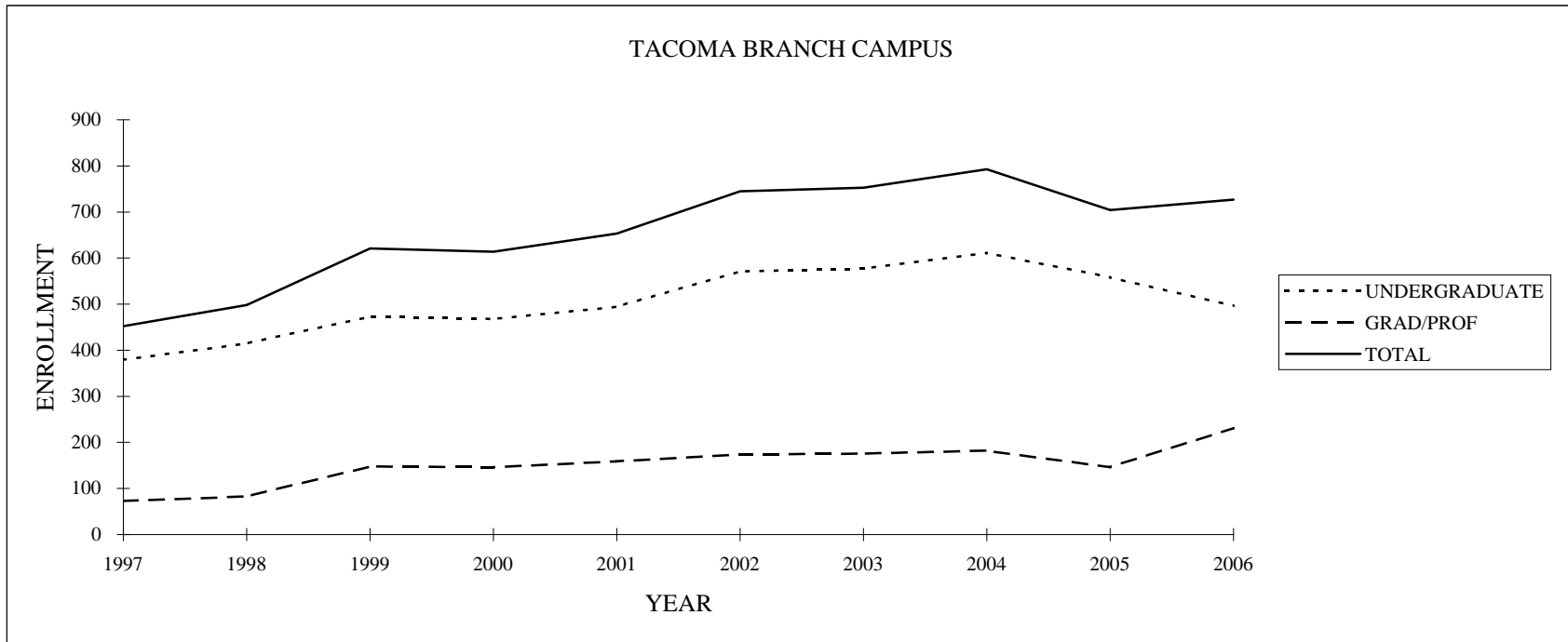
## Declared Majors by Class Standing Tacoma Campus

02-Oct-06

---

	Freshman		Sophomore		Junior		Senior		5th Year		Non-Matriculate		All Undergraduate		Graduate		Professional		All Students	
	M	F	M	F	M	F	M	F	M	F	M	F	M	F	M	F	M	F	M	F
<b>Visiting from Seattle Campus</b>						1	1	3			1	1	2	5	2	2			4	7
	0		0		1		4		0		2		7		4		0		11	

**Note: Students with Double- or Triple-Majors are counted once in each major declared.**



**TACOMA BRANCH CAMPUS - SUMMER**

	1997	1998	1999	2000	2001	2002	2003	2004	2005	2006
UNDERGRADUATE	379	415	473	468	494	571	577	611	558	496
GRAD/PROF	73	83	148	146	159	174	176	182	146	231
TOTAL	452	498	621	614	653	745	753	793	704	727