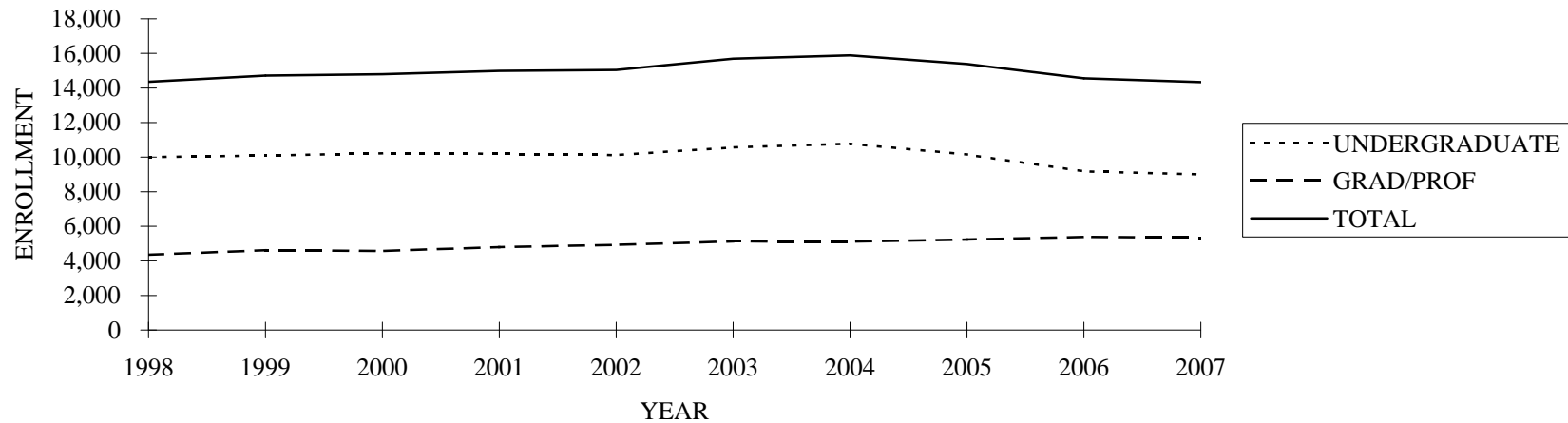


# University of Washington Quarterly Enrollment Profile Summer Quarter 2007

TOTAL ENROLLMENT



TOTAL ENROLLMENT - SEATTLE CAMPUS

	1998	1999	2000	2001	2002	2003	2004	2005	2006	2007
UNDERGRADUATE	10,094	10,222	10,193	10,115	10,570	10,774	10,152	9,397	9,177	8,997
GRAD/PROF	4,622	4,572	4,794	4,926	5,128	5,114	5,236	5,363	5,384	5,344
TOTAL	14,716	14,794	14,987	15,041	15,698	15,888	15,388	14,760	14,561	14,341

University of Washington  
Quarterly Enrollment Profile for Summer Quarter 2007  
Table of Contents

---

**Seattle Campus**

Current Quarter Statistics

Total Enrollment by New, Continuing, Returning Status	1
Total Enrollment by Ethnic Division	2
Student Count by School or College	3 - 5
Declared Majors by Class Standing	6 - 59
International Student Enrollment by School or College	60 - 61
Professional Student Enrollment by New, Continuing, Returning Status	62
Credits Generated by School or College	63

Historical Perspective

Ethnic Enrollment Trend - 10 Year	64
Undergraduate Enrollment Trend - 10 Year	65
Enrollment Trend by School or College - 10 Year	66 - 82

**Bothell Campus**

Total Enrollment by New, Continuing, Returning Status	83
Total Enrollment by Ethnic Division	84
Declared Majors by Class Standing	85 - 86
Campus Enrollment Trend - 10 Year	87

**Tacoma Campus**

Total Enrollment by New, Continuing, Returning Status	88
Total Enrollment by Ethnic Division	89
Declared Majors by Class Standing	90 - 93
Campus Enrollment Trend - 10 Year	94

---

University of Washington  
Enrollment by New, Continuing and Returning Status  
Seattle Campus  
Summer 2007

	Freshman		Sophomore			Junior			Senior			Fifth Year		Non-Matriculated		All Undergraduates			Professional			Graduate			Grand Total	
	Male	Female	Male	Female		Male	Female		Male	Female		Male	Female	Male	Female	Male	Female		Male	Female		Male	Female	Male	Female	
Continuing	125	155	459	555		897	1106		1638	1728		51	84	83	147	3253	3775		291	342		2039	2332	5583	6449	
		280		1014			2003			3366			135		230		7028			633			4371		12032	
New	38	36	31	20		71	87		12	15		40	60	498	655	690	873		0	1		124	205	814	1079	
		74		51			158			27			100		1153		1563			1			329		1893	
Returning	7	6	14	11		26	17		32	33		6	7	118	129	203	203		4	6		0	0	207	209	
		13		25			43			65			13		247		406			10			0		416	
Total	170	197	504	586		994	1210		1682	1776		97	151	699	931	4146	4851		295	349		2163	2537	6604	7737	
		367		1090			2204			3458			248		1630		8997			644			4700		14341	

	Continuing		New		Returning		Total	
	#	%	#	%	#	%	#	%
Freshman	280	1.95%	74	0.52%	13	0.09%	367	2.56%
Sophomore	1014	7.07%	51	0.36%	25	0.17%	1090	7.60%
Junior	2003	13.97%	158	1.10%	43	0.30%	2204	15.37%
Senior	3366	23.47%	27	0.19%	65	0.45%	3458	24.11%
Fifth Year	135	0.94%	100	0.70%	13	0.09%	248	1.73%
Non-Matriculated	230	1.60%	1153	8.04%	247	1.72%	1630	11.37%
All Undergraduate	7028	49.01%	1563	10.90%	406	2.83%	8997	62.74%
Professional	633	4.41%	1	0.01%	10	0.07%	644	4.49%
Graduate	4371	30.48%	329	2.29%	0	0.00%	4700	32.77%
Grand Total	12032	83.90%	1893	13.20%	416	2.90%	14341	100.00%

University of Washington  
Ethnic Enrollment  
Seattle Campus

Summer Quarter 2007

	Fresh	Soph	Junior	Senior	N-Mat.	5th Year	Undergrad. Total	Prof.	Grad.	All Students
<b>African-American</b>										
Female	19	22	49	75	13	2	180	5	76	261
Male	17	20	43	65	18	3	166	4	48	218
<b>Total:</b>	<b>36</b>	<b>42</b>	<b>92</b>	<b>140</b>	<b>31</b>	<b>5</b>	<b>346</b>	<b>9</b>	<b>124</b>	<b>479</b>
<b>Asian</b>										
Female	68	241	367	535	120	15	1346	72	248	1666
Male	61	187	293	453	88	10	1092	32	161	1285
<b>Total:</b>	<b>129</b>	<b>428</b>	<b>660</b>	<b>988</b>	<b>208</b>	<b>25</b>	<b>2438</b>	<b>104</b>	<b>409</b>	<b>2951</b>
<b>Caucasian</b>										
Female	66	229	585	866	418	99	2263	232	1502	3997
Male	63	222	460	834	331	61	1971	223	1199	3393
<b>Total:</b>	<b>129</b>	<b>451</b>	<b>1045</b>	<b>1700</b>	<b>749</b>	<b>160</b>	<b>4234</b>	<b>455</b>	<b>2701</b>	<b>7390</b>
<b>Foreign</b>										
Female	11	24	53	56	36	6	186	6	337	529
Male	14	20	47	66	28	1	176	3	415	594
<b>Total:</b>	<b>25</b>	<b>44</b>	<b>100</b>	<b>122</b>	<b>64</b>	<b>7</b>	<b>362</b>	<b>9</b>	<b>752</b>	<b>1123</b>
<b>Hawaiian/Pacific Islander</b>										
Female	0	5	7	17	1	0	30	9	5	44
Male	1	2	8	10	3	0	24	5	2	31
<b>Total:</b>	<b>1</b>	<b>7</b>	<b>15</b>	<b>27</b>	<b>4</b>	<b>0</b>	<b>54</b>	<b>14</b>	<b>7</b>	<b>75</b>
<b>Hispanic</b>										
Female	13	32	56	87	27	7	222	10	95	327
Male	3	20	49	70	23	4	169	11	52	232
<b>Total:</b>	<b>16</b>	<b>52</b>	<b>105</b>	<b>157</b>	<b>50</b>	<b>11</b>	<b>391</b>	<b>21</b>	<b>147</b>	<b>559</b>
<b>Native American</b>										
Female	7	5	12	22	7	0	53	5	29	87
Male	4	2	9	29	2	0	46	1	11	58
<b>Total:</b>	<b>11</b>	<b>7</b>	<b>21</b>	<b>51</b>	<b>9</b>	<b>0</b>	<b>99</b>	<b>6</b>	<b>40</b>	<b>145</b>
<b>Other</b>										
Female	13	28	81	118	309	22	571	10	245	826
Male	7	31	85	155	206	18	502	16	275	793
<b>Total:</b>	<b>20</b>	<b>59</b>	<b>166</b>	<b>273</b>	<b>515</b>	<b>40</b>	<b>1073</b>	<b>26</b>	<b>520</b>	<b>1619</b>
<b>Campus Total:</b>	<b>367</b>	<b>1090</b>	<b>2204</b>	<b>3458</b>	<b>1630</b>	<b>248</b>	<b>8997</b>	<b>644</b>	<b>4700</b>	<b>14341</b>

## Student Count by College Seattle Campus

Friday, January 18, 2008

	Freshman		Sophomore		Junior		Senior		5th Year		Non-Matriculate		All Undergraduate		Graduate		Professional		All Students	
	M	F	M	F	M	F	M	F	M	F	M	F	M	F	M	F	M	F	M	F
	<b>Bothell Campus</b>	1		1		6	5	5	12	1	2			13	20	3	7			16
		1		1		11		17		3		0		33		10		0		43
<b>College of Architecture and Urban Planning</b>					2	7	22	22			2	3	26	32	50	41			76	73
	0		0		9		44		0		5		58		91		0		149	
<b>College of Arts and Sciences</b>	145	168	464	543	811	1028	1235	1467	51	76	4	4	2710	3286	638	641			3348	3927
	313		1007		1839		2702		127		8		5996		1279		0		7275	
<b>College of Education</b>									10	6	9	6	19	98	203				104	222
	0		0		0		0		10		15		25		301		0		326	
<b>College of Engineering</b>	1		9	1	54	15	199	45	5	1	4		272	62	440	127			712	189
	1		10		69		244		6		4		334		567		0		901	
<b>College of Forest Resources</b>			3	3	10	7	16	11	2	1			31	22	24	21			55	43
	0		6		17		27		3		0		53		45		0		98	
<b>College of Ocean and Fisheries Sciences</b>	1		5		6	9	17	12	1	1			24	28	53	78			77	106
	1		5		15		29		2		0		52		131		0		183	
<b>Interdisciplinary Graduate Programs</b>													0	0	192	222			192	222
	0		0		0		0		0		0		0		414		0		414	
<b>Interdisciplinary Undergraduate Studies</b>	4	8	11	17	14	20	11	15			676	883	716	943	1	1			717	944
	12		28		34		26		0		1559		1659		2		0		1661	
<b>Interschool or Intercollege Programs</b>		2	3	1	8	2	27	16					38	21	48	44			86	65
	2		4		10		43		0		0		59		92		0		151	

Note: Students with Double- or Triple-Majors across colleges are counted once in each college.

## Student Count by College Seattle Campus

Friday, January 18, 2008

	Freshman		Sophomore		Junior		Senior		5th Year		Non-Matriculate		All Undergraduate		Graduate		Professional		All Students	
	M	F	M	F	M	F	M	F	M	F	M	F	M	F	M	F	M	F	M	F
	<b>School of Business Administration</b>		1	8	9	74	94	158	139	1	2			241	245	157	65			398
	1		17		168		297		3		0		486		222		0		708	
<b>School of Dentistry</b>											1	0	1	43	38	70	43	113	82	
	0		0		0		0		0		1		1	81		113		195		
<b>School of Law</b>									4			0	4	9	5	31	58	40	67	
	0		0		0		0		4		0	4	14		89		107			
<b>School of Medicine</b>	17	17	4	3	14	13	38	43	30	38	1	103	115	213	245	162	182	478	542	
	34		7		27		81		68		1	218		458		344		1020		
<b>School of Nursing</b>			1		2	5	1	22	4	15	2	14	10	56	33	283		43	339	
	0		1		7		23		19		16		66		316		0	382		
<b>School of Pharmacy</b>											1	1	0	20	23	32	66	53	89	
	0		0		0		0		0		1		1	43		98		142		
<b>School of Public Affairs</b>												0	0	26	51			26	51	
	0		0		0		0		0		0	0	77		0			77		
<b>School of Public Health and Community Medicine</b>			2	2	1	17	12	16	1		3	11	19	46	110	238		129	284	
	0		4		18		28		1		14		65		348		0	413		
<b>School of Social Work</b>			2		1	8	2	14			2	3	26	29	152			32	178	
	0		2		9		16		0		2		29		181		0	210		
<b>Tacoma Campus</b>	2				3	6	5	1	1			9	9	2	7			11	16	
	2		0		3	11		2		0		18		9		0		27		

Note: Students with Double- or Triple-Majors across colleges are counted once in each college.

## Student Count by College Seattle Campus

Friday, January 18, 2008

---



---

	Freshman		Sophomore		Junior		Senior		5th Year		Non-Matriculate		All Undergraduate		Graduate		Professional		All Students	
	M	F	M	F	M	F	M	F	M	F	M	F	M	F	M	F	M	F	M	F
<b>The Information School</b>					3		11	4			1	3	15	7	43	110			58	117
	0		0		3		15		0		4		22		153		0		175	
<b>Unduplicated Total for Seattle Campus:</b>	170	197	504	586	994	1210	1682	1776	97	151	699	931	4146	4851	2163	2537	295	349	6604	7737
	367		1090		2204		3458		248		1630		8997		4700		644		14341	

**Note: Students with Double- or Triple-Majors across colleges are counted once in each college.**

## Declared Majors by Class Standing Seattle Campus

Friday, January 18, 2008

---



---

**Bothell Campus**

Freshman		Sophomore		Junior		Senior		5th Year		Non-Matriculate		All Undergraduate		Graduate		Professional		All Students	
M	F	M	F	M	F	M	F	M	F	M	F	M	F	M	F	M	F	M	F
1			1	6	5	5	12	1	2			13	20	3	7			16	27
	1		1		11		17		3		0		33		10		0		43

---

**Visiting from Bothell Campus**

**Note: Students with Double- or Triple-Majors are counted once in each major declared.**

## Declared Majors by Class Standing Seattle Campus

Friday, January 18, 2008

---



---

**College of Architecture and Urban Planning**

	Freshman		Sophomore		Junior		Senior		5th Year		Non-Matriculate		All Undergraduate		Graduate		Professional		All Students	
	M	F	M	F	M	F	M	F	M	F	M	F	M	F	M	F	M	F	M	F
	<b>Architectural Studies</b>					1		4	13					5	13					5
	0		0		1		17		0		0		18		0		0		18	
<b>Architectural Studies (w/ CM)</b>								1					0	1					0	1
	0		0		0		1		0		0		1		0		0		1	
<b>Architecture</b>													0	0	9	8			9	8
	0		0		0		0		0		0		0		17		0		17	
<b>BUILT ENVIRONMENT</b>													0	0	1	2			1	2
	0		0		0		0		0		0		0		3		0		3	
<b>Community, Environment, and Planning</b>							6	7	4				7	10					7	10
	0		0		6		11		0		0		17		0		0		17	
<b>Construction Management</b>							1	9	3				9	4	2				11	4
	0		0		1		12		0		0		13		2		0		15	
<b>Construction Management, Evening Deg Prog</b>												2	1	2	1	9	7		11	8
	0		0		0		0		0		3		3		16		0		19	
<b>Landscape Architecture</b>							1	3	2				4	2	1	5			5	7
	0		0		1		5		0		0		6		6		0		12	
<b>Strategic Planning for Critical Infrastr</b>													0	0	20	13			20	13
	0		0		0		0		0		0		0		33		0		33	

Note: Students with Double- or Triple-Majors are counted once in each major declared.

## Declared Majors by Class Standing Seattle Campus

Friday, January 18, 2008

---



---

**College of Architecture and Urban Planning**

Freshman	Sophomore		Junior		Senior		5th Year		Non-Matriculate		All Undergraduate		Graduate		Professional		All Students		
M	F	M	F	M	F	M	F	M	F	M	F	M	F	M	F	M	F	M	F
										2		0	2	9	6			9	8
0		0		0		0		0		2		2		15		0		17	

---

**Urban Design & Planning**

**Note: Students with Double- or Triple-Majors are counted once in each major declared.**

## Declared Majors by Class Standing Seattle Campus

Friday, January 18, 2008

---



---

College of Arts and Sciences

	Freshman		Sophomore		Junior		Senior		5th Year		Non-Matriculate		All Undergraduate		Graduate		Professional		All Students	
	M	F	M	F	M	F	M	F	M	F	M	F	M	F	M	F	M	F	M	F
<b>American Ethnic Studies</b>			1		7	8	18	28					26	36					26	36
	0		1		15		46		0		0		62		0		0		62	
<b>Anthropology</b>			2	3	5	20	22	59	2				31	82	10	18			41	100
	0		5		25		81		2		0		113		28		0		141	
<b>App &amp; Comp Math Sci (Biol &amp; Life Sci)</b>					1	1	2						3	1					3	1
	0		0		2		2		0		0		4		0		0		4	
<b>App &amp; Comp Math Sci (Discrete Math &amp; AI)</b>					2		12	1					14	1					14	1
	0		0		2		13		0		0		15		0		0		15	
<b>App &amp; Comp Math Sci (Engineer &amp; Phy Sci)</b>					2		6		1				9	0					9	0
	0		0		2		6		1		0		9		0		0		9	
<b>App &amp; Comp Math Sci (Mathematical Econ)</b>			1		3		5	1					8	2					8	2
	0		1		3		6		0		0		10		0		0		10	
<b>App &amp; Comp Math Sci (Sci Comp &amp; Num AI)</b>					1		2						2	1					2	1
	0		0		1		2		0		0		3		0		0		3	
<b>App &amp; Comp Math Sci (Social &amp; Behav Sci)</b>							1						1	0					1	0
	0		0		0		1		0		0		1		0		0		1	
<b>App &amp; Comp Math Sci (Statistics)</b>							1	3	1				2	3					2	3
	0		0		0		4		1		0		5		0		0		5	

Note: Students with Double- or Triple-Majors are counted once in each major declared.

## Declared Majors by Class Standing Seattle Campus

Friday, January 18, 2008

---



---

College of Arts and Sciences

	Freshman		Sophomore		Junior		Senior		5th Year		Non-Matriculate		All Undergraduate		Graduate		Professional		All Students	
	M	F	M	F	M	F	M	F	M	F	M	F	M	F	M	F	M	F	M	F
<b>Applied Mathematics</b>													0	0	18	7			18	7
	0		0		0		0		0		0		0		25		0		25	
<b>Applied Music (Music Education)</b>					2		2	6	1				2	9					2	9
	0		0		2		8		1		0		11		0		0		11	
<b>Applied Music (Orchestral Instruments)</b>					1	1	2	5					3	6					3	6
	0		0		2		7		0		0		9		0		0		9	
<b>Applied Music (Piano)</b>			2		1	1							1	3					1	3
	0		2		1		1		0		0		4		0		0		4	
<b>Applied Music (String Instruments)</b>			2		1		2						1	4					1	4
	0		2		1		2		0		0		5		0		0		5	
<b>Applied Music (Voice)</b>			1				1						1	1					1	1
	0		1		0		1		0		0		2		0		0		2	
<b>Art (Ceramics)</b>			1		1	2	4	3					5	6					5	6
	0		1		3		7		0		0		11		0		0		11	
<b>Art (Fibers)</b>					1								0	1					0	1
	0		0		1		0		0		0		1		0		0		1	
<b>Art (Graphic Design)</b>		1											0	1					0	1
	1		0		0		0		0		0		1		0		0		1	

Note: Students with Double- or Triple-Majors are counted once in each major declared.

## Declared Majors by Class Standing Seattle Campus

Friday, January 18, 2008

---



---

College of Arts and Sciences

	Freshman		Sophomore		Junior		Senior		5th Year		Non-Matriculate		All Undergraduate		Graduate		Professional		All Students	
	M	F	M	F	M	F	M	F	M	F	M	F	M	F	M	F	M	F	M	F
	<b>Art (Industrial Design)</b>							2	3					2	3					2
<b>Art (Metals)</b>	0		0		0		5		0		0		5		0		0		5	
<b>Art (Painting and Drawing)</b>	0		0		0		4		0		0		4		0		0		4	
<b>Art (Photography)</b>			1		1	5		7					1	13					1	13
<b>Art (Sculpture)</b>	0		1		6		7		0		0		14		0		0		14	
<b>Art (Visual Communication Design)</b>					1	1	3	3					4	4					4	4
<b>Art History</b>	0		0		2		6		0		0		8		0		0		8	
<b>Asian Lang &amp; Lit (Theory &amp; Criticism)</b>			1				1	1					1	2					1	2
<b>Asian Languages and Literature</b>	0		1		0		2		0		0		3		0		0		3	
<b>Art History</b>			1		5	5	5	3					10	9					10	9
<b>Asian Lang &amp; Lit (Theory &amp; Criticism)</b>	0		1		10		8		0		0		19		0		0		19	
<b>Art History</b>			1		2	11	2	25					4	37	1	4			5	41
<b>Asian Lang &amp; Lit (Theory &amp; Criticism)</b>	0		1		13		27		0		0		41		5		0		46	
<b>Asian Languages and Literature</b>													0	0		1			0	1
<b>Asian Languages and Literature</b>	0		0		0		0		0		0		0		1		0		1	
<b>Asian Languages and Literature</b>							1						1	0	7	9			8	9
<b>Asian Languages and Literature</b>	0		0		0		1		0		0		1		16		0		17	

Note: Students with Double- or Triple-Majors are counted once in each major declared.

## Declared Majors by Class Standing Seattle Campus

Friday, January 18, 2008

---



---

College of Arts and Sciences

	Freshman		Sophomore		Junior		Senior		5th Year		Non-Matriculate		All Undergraduate		Graduate		Professional		All Students	
	M	F	M	F	M	F	M	F	M	F	M	F	M	F	M	F	M	F	M	F
<b>Astronomy</b>			3	2	7	3	11	3		1			21	9	15	9			36	18
	0		5		10		14		1		0		30		24		0		54	
<b>Atmospheric Sciences</b>	1		2		4	1	4	2					11	3	36	17			47	20
	1		2		5		6		0		0		14		53		0		67	
<b>Audiology</b>													0	0	8	22			8	22
	0		0		0		0		0		0		0		30		0		30	
<b>Biochemistry</b>	3	4	16	16	39	41	90	72	2				150	133					150	133
	7		32		80		162		2		0		283		0		0		283	
<b>Biology</b>							1	3					1	3					1	3
	0		0		0		4		0		0		4		0		0		4	
<b>Biology (Cell and Molecular Biology)</b>							2	1	1				3	1					3	1
	0		0		0		3		1		0		4		0		0		4	
<b>Biology (Ecology and Evolution)</b>					4	1	6	6	1				11	7					11	7
	0		0		5		12		1		0		18		0		0		18	
<b>Biology (Environmental and Conservation)</b>					1	4	6	7	1				7	12					7	12
	0		0		5		13		1		0		19		0		0		19	
<b>Biology (General)</b>			3		9	27	34	61	2				43	93					43	93
	0		3		36		95		2		0		136		0		0		136	

Note: Students with Double- or Triple-Majors are counted once in each major declared.

## Declared Majors by Class Standing Seattle Campus

Friday, January 18, 2008

---



---

College of Arts and Sciences

	Freshman		Sophomore		Junior		Senior		5th Year		Non-Matriculate		All Undergraduate		Graduate		Professional		All Students	
	M	F	M	F	M	F	M	F	M	F	M	F	M	F	M	F	M	F	M	F
	<b>Biology (Molecular, Cellular &amp; Develop)</b>			2	2	19	24	47	60		1			68	87					68
	0		4		43		107		1		0		155		0		0		155	
<b>Biology (Physiology)</b>			1	1	15	23	34	40	1	1			51	65					51	65
	0		2		38		74		2		0		116		0		0		116	
<b>Biology (Plant)</b>					2	2	1	5		1			3	8					3	8
	0		0		4		6		1		0		11		0		0		11	
<b>Botany</b>							1						1	0	4	11			5	11
	0		0		0		1		0		0		1		15		0		16	
<b>Chemistry</b>	1	3	9	14	20	30	49	45	1				80	92	101	86			181	178
	4		23		50		94		1		0		172		187		0		359	
<b>Chemistry (ACS Certified)</b>			2	1	4	6	18	9					24	16					24	16
	0		3		10		27		0		0		40		0		0		40	
<b>Chemistry (Nanotechnology)</b>													0	0	2	2			2	2
	0		0		0		0		0		0		0		4		0		4	
<b>Chinese</b>					1	1	1	1	1	1			3	3					3	3
	0		0		2		2		2		0		6		0		0		6	
<b>Classical Studies</b>					1		1	3					1	4					1	4
	0		0		1		4		0		0		5		0		0		5	

Note: Students with Double- or Triple-Majors are counted once in each major declared.

## Declared Majors by Class Standing Seattle Campus

Friday, January 18, 2008

---



---

College of Arts and Sciences

	Freshman		Sophomore		Junior		Senior		5th Year		Non-Matriculate		All Undergraduate		Graduate		Professional		All Students	
	M	F	M	F	M	F	M	F	M	F	M	F	M	F	M	F	M	F	M	F
<b>Classics</b>			1	1	1	1	5	1					7	3	4	6			11	9
	0		2		2		6		0		0		10		10		0		20	
<b>Communication</b>			1	2	11	37	38	83					50	122	5	11			55	133
	0		3		48		121		0		0		172		16		0		188	
<b>Communication (Digital Media)</b>													0	0	5	16			5	16
	0		0		0		0		0		0		0		21		0		21	
<b>Communication (Journalism)</b>					3	10	5	17					8	27					8	27
	0		0		13		22		0		0		35		0		0		35	
<b>Communication, Evening Degree Program</b>					3	5	13	15	1				17	20					17	20
	0		0		8		28		1		0		37		0		0		37	
<b>Communications (Political Comm)</b>							1						0	1					0	1
	0		0		0		1		0		0		1		0		0		1	
<b>Comparative History of Ideas</b>			3		4	8	14	26					18	37					18	37
	0		3		12		40		0		0		55		0		0		55	
<b>Comparative Lit (Theory &amp; Criticism)</b>													0	0	1				1	0
	0		0		0		0		0		0		0		1		0		1	
<b>Comparative Literature</b>			1		2	5	6	11					8	17	9	9			17	26
	0		1		7		17		0		0		25		18		0		43	

Note: Students with Double- or Triple-Majors are counted once in each major declared.

## Declared Majors by Class Standing Seattle Campus

Friday, January 18, 2008

---



---

**College of Arts and Sciences**

	Freshman		Sophomore		Junior		Senior		5th Year		Non-Matriculate		All Undergraduate		Graduate		Professional		All Students	
	M	F	M	F	M	F	M	F	M	F	M	F	M	F	M	F	M	F	M	F
<b>Comparative Literature (Cinema Studies)</b>			1	2	4	2	6	9					11	13					11	13
	0		3		6		15		0		0		24		0		0		24	
<b>Comparative Religion</b>					4	5	6	11					10	16	2	5			12	21
	0		0		9		17		0		0		26		7		0		33	
<b>Computational Linguistics</b>													0	0	7	3			7	3
	0		0		0		0		0		0		0		10		0		10	
<b>Computer Science</b>		1	2		9	4	31	15	1				43	20					43	20
	1		2		13		46		1		0		63		0		0		63	
<b>Dance</b>				1		2		7					0	10	2	4			2	14
	0		1		2		7		0		0		10		6		0		16	
<b>Digital Arts and Experimental Media</b>				1		2		4	1				6	2	3	2			9	4
	0		1		2		5		0		0		8		5		0		13	
<b>Drama</b>					3	7	13	22					16	29	2	3			18	32
	0		0		10		35		0		0		45		5		0		50	
<b>Drama (Acting)</b>													0	0	1				1	0
	0		0		0		0		0		0		0		1		0		1	
<b>Earth and Space Sciences</b>		1		1	3	2	17	8					20	12					20	12
	1		1		5		25		0		0		32		0		0		32	

**Note: Students with Double- or Triple-Majors are counted once in each major declared.**

## Declared Majors by Class Standing Seattle Campus

Friday, January 18, 2008

---



---

**College of Arts and Sciences**

	Freshman		Sophomore		Junior		Senior		5th Year		Non-Matriculate		All Undergraduate		Graduate		Professional		All Students	
	M	F	M	F	M	F	M	F	M	F	M	F	M	F	M	F	M	F	M	F
<b>Earth and Space Sciences (Biology)</b>								2					0	2					0	2
	0		0		0		2		0		0		2		0		0		2	
<b>Earth and Space Sciences (Environmental)</b>				1		2	2	2					2	5					2	5
	0		1		2		4		0		0		7		0		0		7	
<b>Earth and Space Sciences (Physics)</b>					1		2	1					3	1					3	1
	0		0		1		3		0		0		4		0		0		4	
<b>Economics</b>			7	4	42	21	135	62		1			184	88	16	11			200	99
	0		11		63		197		1		0		272		27		0		299	
<b>English</b>			1	4	21	44	43	97	1				66	145	13	24			79	169
	0		5		65		140		1		0		211		37		0		248	
<b>English (Creative Writing)</b>					1	2	7	5					8	7	1	1			9	8
	0		0		3		12		0		0		15		2		0		17	
<b>English (English as 2nd Language)</b>													0	0	3	4			3	4
	0		0		0		0		0		0		0		7		0		7	
<b>English (Theory and Criticism)</b>													0	0	1				1	0
	0		0		0		0		0		0		0		1		0		1	
<b>English, Evening Degree Program</b>					3		5	7	1				9	7					9	7
	0		0		3		12		1		0		16		0		0		16	

Note: Students with Double- or Triple-Majors are counted once in each major declared.

## Declared Majors by Class Standing Seattle Campus

Friday, January 18, 2008

---



---

**College of Arts and Sciences**

	Freshman		Sophomore		Junior		Senior		5th Year		Non-Matriculate		All Undergraduate		Graduate		Professional		All Students	
	M	F	M	F	M	F	M	F	M	F	M	F	M	F	M	F	M	F	M	F
	<b>Ethnomusicology</b>							1	1					1	1					1
	0		0		0		2		0		0		2		0		0		2	
<b>Exchange - Arts and Sciences</b>	1	1			1								2	1					2	1
	2		0		1		0		0		0		3		0		0		3	
<b>Extended Pre Business Administration</b>			1		7	4		2					8	6					8	6
	0		1		11		2		0		0		14		0		0		14	
<b>Extended Pre Engineering</b>	1				13	5	5	4					19	9					19	9
	1		0		18		9		0		0		28		0		0		28	
<b>Extended Pre Major</b>					60	75	41	37					101	112					101	112
	0		0		135		78		0		0		213		0		0		213	
<b>French</b>		1	1	2		14	5	26		1			6	44					6	44
	1		3		14		31		1		0		50		0		0		50	
<b>French Studies</b>													0	0	4	6			4	6
	0		0		0		0		0		0		0		10		0		10	
<b>General Studies</b>					2	6	7	34					9	40					9	40
	0		0		8		41		0		0		49		0		0		49	
<b>Geography</b>			3	2	12	10	27	17					42	29	11	11			53	40
	0		5		22		44		0		0		71		22		0		93	

Note: Students with Double- or Triple-Majors are counted once in each major declared.

## Declared Majors by Class Standing Seattle Campus

Friday, January 18, 2008

---



---

**College of Arts and Sciences**

	Freshman		Sophomore		Junior		Senior		5th Year		Non-Matriculate		All Undergraduate		Graduate		Professional		All Students	
	M	F	M	F	M	F	M	F	M	F	M	F	M	F	M	F	M	F	M	F
	<b>Geological Sciences</b>													0	0	10	21			10
	0		0		0		0		0		0		0		31		0		31	
<b>Geophysics</b>													0	0	14	6			14	6
	0		0		0		0		0		0		0		20		0		20	
<b>German Cultural Studies</b>								2					0	2					0	2
	0		0		0		2		0		0		2		0		0		2	
<b>German Language and Literature</b>							3	2					3	2					3	2
	0		0		0		5		0		0		5		0		0		5	
<b>Germanics</b>													0	0	4	11			4	11
	0		0		0		0		0		0		0		15		0		15	
<b>Greek</b>							1	1		1			1	2					1	2
	0		0		0		2		1		0		3		0		0		3	
<b>Hispanic Studies</b>											1		1	0	3	5			4	5
	0		0		0		0		0		1		1		8		0		9	
<b>History</b>				3	19	16	45	43		1			64	63	9	9			73	72
	0		3		35		88		1		0		127		18		0		145	
<b>History and Philosophy of Science</b>					1		1	1					2	1					2	1
	0		0		1		2		0		0		3		0		0		3	

Note: Students with Double- or Triple-Majors are counted once in each major declared.

## Declared Majors by Class Standing Seattle Campus

Friday, January 18, 2008

---



---

**College of Arts and Sciences**

	Freshman		Sophomore		Junior		Senior		5th Year		Non-Matriculate		All Undergraduate		Graduate		Professional		All Students	
	M	F	M	F	M	F	M	F	M	F	M	F	M	F	M	F	M	F	M	F
<b>Humanities, Evening Degree Program</b>			3	2	2	4	4	4		1			9	11					9	11
	0		5		6		8		1		0		20		0		0		20	
<b>Interdisciplinary Visual Arts</b>			3	3	8	22	13	34					24	59					24	59
	0		6		30		47		0		0		83		0		0		83	
<b>International Studies</b>			2	3	3	10	18	29					23	42	5	3			28	45
	0		5		13		47		0		0		65		8		0		73	
<b>International Studies (Asia)</b>		1	3	3	4	5	9	13					16	22					16	22
	1		6		9		22		0		0		38		0		0		38	
<b>International Studies (China)</b>													0	0	1				1	0
	0		0		0		0		0		0		0		1		0		1	
<b>International Studies (Japan)</b>													0	0		1			0	1
	0		0		0		0		0		0		0		1		0		1	
<b>International Studies (Jewish Studies)</b>				1			1						1	1					1	1
	0		1		0		1		0		0		2		0		0		2	
<b>International Studies (Korea)</b>													0	0	3	1			3	1
	0		0		0		0		0		0		0		4		0		4	
<b>International Studies (Latin America)</b>				3	3	4	4	19					7	26					7	26
	0		3		7		23		0		0		33		0		0		33	

Note: Students with Double- or Triple-Majors are counted once in each major declared.

## Declared Majors by Class Standing Seattle Campus

Friday, January 18, 2008

---



---

**College of Arts and Sciences**

	Freshman		Sophomore		Junior		Senior		5th Year		Non-Matriculate		All Undergraduate		Graduate		Professional		All Students		
	M	F	M	F	M	F	M	F	M	F	M	F	M	F	M	F	M	F	M	F	
<b>International Studies(Rus, E.E.,&amp;C.Asia)</b>													0	0		2				0	2
	0		0		0		0		0		0		0		2		0			2	
<b>International Studies: Europe</b>		1		4	3	6	6	9					9	20						9	20
	1		4		9		15		0		0		29		0		0			29	
<b>International Studies: Middle East</b>													0	0	2	1				2	1
	0		0		0		0		0		0		0		3		0			3	
<b>International Studies: South Asia</b>													0	0		1				0	1
	0		0		0		0		0		0		0		1		0			1	
<b>Italian</b>			1		1	1	1	5					3	6						3	6
	0		1		2		6		0		0		9		0		0			9	
<b>Italian Studies</b>													0	0	1	2				1	2
	0		0		0		0		0		0		0		3		0			3	
<b>Japanese</b>			1		1	3	11	9	1				14	12						14	12
	0		1		4		20		1		0		26		0		0			26	
<b>Korean</b>							1						1	0						1	0
	0		0		0		1		0		0		1		0		0			1	
<b>Latin</b>							1	2					1	2						1	2
	0		0		0		3		0		0		3		0		0			3	

Note: Students with Double- or Triple-Majors are counted once in each major declared.

## Declared Majors by Class Standing Seattle Campus

Friday, January 18, 2008

---



---

**College of Arts and Sciences**

	Freshman		Sophomore		Junior		Senior		5th Year		Non-Matriculate		All Undergraduate		Graduate		Professional		All Students	
	M	F	M	F	M	F	M	F	M	F	M	F	M	F	M	F	M	F	M	F
<b>Law, Societies, and Justice</b>			1		2	5	16	18					19	23					19	23
	0		1		7		34		0		0		42		0		0		42	
<b>Linguistics</b>				1	5	5	9	18			1		14	25	15	5			29	30
	0		1		10		27		0		1		39		20		0		59	
<b>Mathematics</b>			4	2	10	4	52	29					66	35	55	14			121	49
	0		6		14		81		0		0		101		69		0		170	
<b>Mathematics (Comprehensive)</b>					3	1	17	3					20	4					20	4
	0		0		4		20		0		0		24		0		0		24	
<b>Mathematics (Liberal Arts)</b>							1						1	0					1	0
	0		0		0		1		0		0		1		0		0		1	
<b>Mathematics (Philosophy)</b>					1		1	2					1	3					1	3
	0		0		1		3		0		0		4		0		0		4	
<b>Mathematics (Teacher Preparation)</b>					3		1	3					1	6					1	6
	0		0		3		4		0		0		7		0		0		7	
<b>Medical Speech-Language Pathology</b>													0	0	4	20			4	20
	0		0		0		0		0		0		0		24		0		24	
<b>Microbiology</b>					11	12	15	29		1			26	42					26	42
	0		0		23		44		1		0		68		0		0		68	

Note: Students with Double- or Triple-Majors are counted once in each major declared.

## Declared Majors by Class Standing Seattle Campus

Friday, January 18, 2008

---



---

College of Arts and Sciences

	Freshman		Sophomore		Junior		Senior		5th Year		Non-Matriculate		All Undergraduate		Graduate		Professional		All Students	
	M	F	M	F	M	F	M	F	M	F	M	F	M	F	M	F	M	F	M	F
<b>Music</b>			1		1	2	7	5					9	7	1				9	8
	0		1		3		12		0		0		16		1		0		17	
<b>Music (Choral Conducting)</b>													0	0	3				0	3
	0		0		0		0		0		0		0		3		0		3	
<b>Music (Composition)</b>													0	0	1	1			1	1
	0		0		0		0		0		0		0		2		0		2	
<b>Music (Education)</b>													0	0	3				3	0
	0		0		0		0		0		0		0		3		0		3	
<b>Music (Ethnomusicology)</b>													0	0	3	2			3	2
	0		0		0		0		0		0		0		5		0		5	
<b>Music (Guitar)</b>							3						3	0					3	0
	0		0		0		3		0		0		3		0		0		3	
<b>Music (Instrumental Conducting)</b>													0	0	2	1			2	1
	0		0		0		0		0		0		0		3		0		3	
<b>Music (Jazz Studies)</b>			1		1								2	0					2	0
	0		1		1		0		0		0		2		0		0		2	
<b>Music (Organ)</b>													0	0	1	1			1	1
	0		0		0		0		0		0		0		2		0		2	

Note: Students with Double- or Triple-Majors are counted once in each major declared.

## Declared Majors by Class Standing Seattle Campus

Friday, January 18, 2008

---



---

College of Arts and Sciences

	Freshman		Sophomore		Junior		Senior		5th Year		Non-Matriculate		All Undergraduate		Graduate		Professional		All Students	
	M	F	M	F	M	F	M	F	M	F	M	F	M	F	M	F	M	F	M	F
<b>Music (Piano)</b>													0	0	1	4			1	4
	0		0		0		0		0		0		0		5		0		5	
<b>Music (Theory)</b>													0	0	2				2	0
	0		0		0		0		0		0		0		2		0		2	
<b>Music (Voice)</b>													0	0	1	4			1	4
	0		0		0		0		0		0		0		5		0		5	
<b>Music (Woodwinds)</b>													0	0		1			0	1
	0		0		0		0		0		0		0		1		0		1	
<b>Music History</b>													0	0	1	2			1	2
	0		0		0		0		0		0		0		3		0		3	
<b>Near Eastern Languages &amp; Civilization</b>					1	2	1	2		1			2	5	2				4	5
	0		0		3		3		1		0		7		2		0		9	
<b>Near Eastern Studies: Biblical &amp; Ancient</b>				1									0	1					0	1
	0		1		0		0		0		0		1		0		0		1	
<b>Near Eastern Studies: Comp Islamic St</b>								1					0	1					0	1
	0		0		0		1		0		0		1		0		0		1	
<b>Near Eastern Studies: Culture &amp; Civ</b>					1		1						1	1					1	1
	0		0		1		1		0		0		2		0		0		2	

Note: Students with Double- or Triple-Majors are counted once in each major declared.

## Declared Majors by Class Standing Seattle Campus

Friday, January 18, 2008

---



---

**College of Arts and Sciences**

	Freshman		Sophomore		Junior		Senior		5th Year		Non-Matriculate		All Undergraduate		Graduate		Professional		All Students	
	M	F	M	F	M	F	M	F	M	F	M	F	M	F	M	F	M	F	M	F
	<b>Near Eastern Studies: Lang &amp; Civ</b>					1	1	1	3					2	4					2
<b>Neurobiology</b>	0		0		2		4		0		0		6		0		0		6	
<b>Norwegian</b>					3		24		2		0		29		0		0		29	
<b>Philosophy</b>	0		0		0		1		0		0		1		0		0		1	
<b>Physics</b>			2		15	6	34	17					49	25	5	3			54	28
<b>Physics (Nanotechnology)</b>	0		2		21		51		0		0		74		8		0		82	
<b>Political Science</b>	1		15	2	27	11	61	13	2	2	2	3	108	31	98	18			206	49
<b>Political Science (Political Economy)</b>	1		17		38		74		4		5		139		116		0		255	
<b>Postbaccalaureate Study</b>													0	0	1				1	0
<b>Political Science</b>	0		0		0		0		0		0		0		1		0		1	
<b>Political Science</b>			4	4	39	47	114	88					157	139	16	11			173	150
<b>Political Science (Political Economy)</b>	0		8		86		202		0		0		296		27		0		323	
<b>Political Science (Political Economy)</b>					2		2	4					4	4					4	4
<b>Postbaccalaureate Study</b>	0		0		2		6		0		0		8		0		0		8	
<b>Postbaccalaureate Study</b>									28	22			28	22					28	22
<b>Postbaccalaureate Study</b>	0		0		0		0		50		0		50		0		0		50	

Note: Students with Double- or Triple-Majors are counted once in each major declared.

## Declared Majors by Class Standing Seattle Campus

Friday, January 18, 2008

---



---

**College of Arts and Sciences**

	Freshman		Sophomore		Junior		Senior		5th Year		Non-Matriculate		All Undergraduate		Graduate		Professional		All Students	
	M	F	M	F	M	F	M	F	M	F	M	F	M	F	M	F	M	F	M	F
<b>Pre Architecture &amp; Urban Planning</b>	6	2	15	16	4	3							25	21					25	21
		8		31		7		0		0		0		46		0		0		46
<b>Pre Arts</b>	7	6	11	18	4	12	1						23	36					23	36
		13		29		16		1		0		0		59		0		0		59
<b>Pre Business Administration</b>	1	1	12	6	4	2							17	9					17	9
		2		18		6		0		0		0		26		0		0		26
<b>Pre Engineering</b>	44	9	107	31	89	29	3	3					243	72					243	72
		53		138		118		6		0		0		315		0		0		315
<b>Pre Environmental Health</b>		1						1					0	2					0	2
		1		0		0		1		0		0		2		0		0		2
<b>Pre Health Sciences</b>	8	22	27	61	9	15							44	98					44	98
		30		88		24		0		0		0		142		0		0		142
<b>Pre Humanities</b>	1	9	10	16	5	13	1						17	38					17	38
		10		26		18		1		0		0		55		0		0		55
<b>Pre Major (Arts &amp; Sciences)</b>	32	47	103	122	67	82		2					202	253					202	253
		79		225		149		2		0		0		455		0		0		455
<b>Pre Nursing</b>	1	3	3	22	5	30	3	14					12	69					12	69
		4		25		35		17		0		0		81		0		0		81

Note: Students with Double- or Triple-Majors are counted once in each major declared.

## Declared Majors by Class Standing Seattle Campus

Friday, January 18, 2008

---



---

**College of Arts and Sciences**

	Freshman		Sophomore		Junior		Senior		5th Year		Non-Matriculate		All Undergraduate		Graduate		Professional		All Students	
	M	F	M	F	M	F	M	F	M	F	M	F	M	F	M	F	M	F	M	F
<b>Pre Sciences</b>	27	31	47	94	43	46	2	1					119	172					119	172
		58		141		89		3		0		0		291		0		0		291
<b>Pre Social Sciences</b>	11	25	32	49	48	53	4	4	1				96	131					96	131
		36		81		101		8		1		0		227		0		0		227
<b>Psychology</b>				3		16	59	61	129	1			81	188	22	50			103	238
		0		3		75		190		1		0		269		72		0		341
<b>Psychology (Clinical Psychology)</b>													0	0	3	14			3	14
		0		0		0		0		0		0		0		17		0		17
<b>Romance Linguistics</b>						1	1	1					1	2					1	2
		0		0		1		2		0		0		3		0		0		3
<b>Russian Language, Literature, &amp; Culture</b>				1		2	2	3					3	5					3	5
		0		1		2		5		0		0		8		0		0		8
<b>Scandinavian (Area Studies)</b>													0	0		3			0	3
		0		0		0		0		0		0		0		3		0		3
<b>Scandinavian (Languages &amp; Literatures)</b>													0	0	1	2			1	2
		0		0		0		0		0		0		0		3		0		3
<b>Scandinavian Area Studies</b>					1	1	3	3					4	4					4	4
		0		0		2		6		0		0		8		0		0		8

Note: Students with Double- or Triple-Majors are counted once in each major declared.

## Declared Majors by Class Standing Seattle Campus

Friday, January 18, 2008

---



---

**College of Arts and Sciences**

	Freshman		Sophomore		Junior		Senior		5th Year		Non-Matriculate		All Undergraduate		Graduate		Professional		All Students	
	M	F	M	F	M	F	M	F	M	F	M	F	M	F	M	F	M	F	M	F
	<b>Slavic Languages and Literatures</b>					1		3	1					3	2	3	2			6
	0		0		1		4		0		0		5		5		0		10	
<b>Social Sciences, Evening Degree Program</b>			3	2	15	36	15	25		1			33	64					33	64
	0		5		51		40		1		0		97		0		0		97	
<b>Sociology</b>					12	28	50	95					62	123	10	22			72	145
	0		0		40		145		0		0		185		32		0		217	
<b>Sociology, Evening Degree Program</b>					1								1	0					1	0
	0		0		1		0		0		0		1		0		0		1	
<b>Sociology: Individual and Society</b>							1	1					1	1					1	1
	0		0		0		2		0		0		2		0		0		2	
<b>Sociology: Law, Society &amp; Social Policy</b>							2						0	2					0	2
	0		0		0		2		0		0		2		0		0		2	
<b>Spanish</b>			1		2	8	8	33					10	42					10	42
	0		1		10		41		0		0		52		0		0		52	
<b>Speech and Hearing Sci (Com Disorders)</b>					9		22		1	3			1	34					1	34
	0		0		9		22		4		0		35		0		0		35	
<b>Speech and Hearing Sciences</b>					4	1	7		3	30			4	41	8	55			12	96
	0		0		4		8		33		0		45		63		0		108	

Note: Students with Double- or Triple-Majors are counted once in each major declared.

## Declared Majors by Class Standing Seattle Campus

Friday, January 18, 2008

---



---

**College of Arts and Sciences**

	Freshman		Sophomore		Junior		Senior		5th Year		Non-Matriculate		All Undergraduate		Graduate		Professional		All Students	
	M	F	M	F	M	F	M	F	M	F	M	F	M	F	M	F	M	F	M	F
<b>Statistics</b>							8				1		9	0	13	11			22	11
	0		0		0		8		0		1		9		24		0		33	
<b>Swedish</b>							2						0	2					0	2
	0		0		0		2		0		0		2		0		0		2	
<b>Undeclared 5th Year</b>									1	2			1	2					1	2
	0		0		0		0		3		0		3		0		0		3	
<b>Visiting Arts &amp; Sciences</b>	1						2						1	2					1	2
	1		0		0		2		0		0		3		0		0		3	
<b>Women Studies</b>				3		9	1	20					1	32		8			1	40
	0		3		9		21		0		0		33		8		0		41	
<b>Zoology</b>													0	0	28	24			28	24
	0		0		0		0		0		0		0		52		0		52	

---

Note: Students with Double- or Triple-Majors are counted once in each major declared.

## Declared Majors by Class Standing Seattle Campus

Friday, January 18, 2008

---



---

**College of Education**

	Freshman		Sophomore		Junior		Senior		5th Year		Non-Matriculate		All Undergraduate		Graduate		Professional		All Students	
	M	F	M	F	M	F	M	F	M	F	M	F	M	F	M	F	M	F	M	F
	<b>Education</b>											6	9	6	9	26	46			32
	0		0		0		0		0		15		15		72		0		87	
<b>Education (Curriculum &amp; Instruction)</b>													0	0	10	43			10	43
	0		0		0		0		0		0		0		53		0		53	
<b>Education (Educ Leadership &amp; Policy Std)</b>													0	0	37	67			37	67
	0		0		0		0		0		0		0		104		0		104	
<b>Education (Educational Psychology)</b>													0	0	1	4			1	4
	0		0		0		0		0		0		0		5		0		5	
<b>Education (Initial Certificate)</b>									3				0	3					0	3
	0		0		0		0		3		0		3		0		0		3	
<b>Education (Instructional Leadership)</b>													0	0	3	14			3	14
	0		0		0		0		0		0		0		17		0		17	
<b>Education (Special Education)</b>													0	0	4	20			4	20
	0		0		0		0		0		0		0		24		0		24	
<b>Education Fifth Year,Continuing)</b>									7				0	7					0	7
	0		0		0		0		7		0		7		0		0		7	
<b>Education, Evening Degree Program</b>													0	0	2	1			2	1
	0		0		0		0		0		0		0		3		0		3	

Note: Students with Double- or Triple-Majors are counted once in each major declared.

## Declared Majors by Class Standing Seattle Campus

Friday, January 18, 2008

---



---

**College of Education**

Freshman	Sophomore		Junior		Senior		5th Year		Non-Matriculate		All Undergraduate		Graduate		Professional		All Students	
M	F	M	F	M	F	M	F	M	F	M	F	M	F	M	F	M	F	

**Intercollegiate Athletics Leadership**

										0	0	15	8			15	8	
	0		0		0		0		0		0	23		0		23		

---

**Note: Students with Double- or Triple-Majors are counted once in each major declared.**

## Declared Majors by Class Standing Seattle Campus

Friday, January 18, 2008

### College of Engineering

	Freshman		Sophomore		Junior		Senior		5th Year		Non-Matriculate		All Undergraduate		Graduate		Professional		All Students	
	M	F	M	F	M	F	M	F	M	F	M	F	M	F	M	F	M	F	M	F
	<b>Aeronautics &amp; Astronautics</b>					3		10		1		1		15	0	32	4			47
	0		0		3		10		1		1		15		36		0		51	
<b>Aeronautics &amp; Astronautics (Televised)</b>											1		1	0	2	1			3	1
	0		0		0		0		0		1		1		3		0		4	
<b>Aerospace Engineering</b>													0	0	1				1	0
	0		0		0		0		0		0		0		1		0		1	
<b>Chemical Engineering</b>			1	1	2		8	2					11	3	31	10			42	13
	0		2		2		10		0		0		14		41		0		55	
<b>Civil Engineering</b>					2	1	19	6			1		22	7	56	26			78	33
	0		0		3		25		0		1		29		82		0		111	
<b>Computer Engineering</b>			1		7	4	18	6	2				28	10					28	10
	0		1		11		24		2		0		38		0		0		38	
<b>Computer Science &amp; Engineering</b>													0	0	78	25			78	25
	0		0		0		0		0		0		0		103		0		103	
<b>Computer Science &amp; Engineering, Evening</b>													0	0	1				1	0
	0		0		0		0		0		0		0		1		0		1	
<b>Electrical Engineering</b>			6		27	8	88	10	1	1			122	19	117	25			239	44
	0		6		35		98		2		0		141		142		0		283	

Note: Students with Double- or Triple-Majors are counted once in each major declared.

## Declared Majors by Class Standing Seattle Campus

Friday, January 18, 2008

College of Engineering	Freshman		Sophomore		Junior		Senior		5th Year		Non-Matriculate		All Undergraduate		Graduate		Professional		All Students	
	M	F	M	F	M	F	M	F	M	F	M	F	M	F	M	F	M	F	M	F
	<b>Electrical Engineering (Nanotechnology)</b>													0	0	3	2			3
	0		0		0		0		0		0		0		5		0		5	
<b>Engineering (Civil Engineering)</b>													0	0	8	1			8	1
	0		0		0		0		0		0		0		9		0		9	
<b>Engineering (Manufacturing Engineering)</b>													0	0	4				4	0
	0		0		0		0		0		0		0		4		0		4	
<b>Engineering (Mechanical Engineering)</b>													0	0	3				3	0
	0		0		0		0		0		0		0		3		0		3	
<b>Exchange - Engineering</b>	1												1	0					1	0
	1		0		0		0		0		0		1		0		0		1	
<b>Industrial Engineering</b>					3	2	8	9					11	11	6	1			17	12
	0		0		5		17		0		0		22		7		0		29	
<b>Materials Science &amp; Engineering</b>			1		1	1	14	3					16	4					16	4
	0		1		2		17		0		0		20		0		0		20	
<b>Materials Science &amp; Engr(Materials Engr)</b>													0	0	32	7			32	7
	0		0		0		0		0		0		0		39		0		39	
<b>Mechanical Engineering</b>					7	1	38	3	1		1		47	4	55	17			102	21
	0		0		8		41		1		1		51		72		0		123	

Note: Students with Double- or Triple-Majors are counted once in each major declared.

## Declared Majors by Class Standing Seattle Campus

Friday, January 18, 2008

---



---

**College of Engineering**

Freshman		Sophomore		Junior		Senior		5th Year		Non-Matriculate		All Undergraduate		Graduate		Professional		All Students	
M	F	M	F	M	F	M	F	M	F	M	F	M	F	M	F	M	F	M	F

**Technical Communication**

				3		8	8					11	8	11	9			22	17
	0		0		3		16		0		0		19		20		0		39

---

**Note: Students with Double- or Triple-Majors are counted once in each major declared.**

## Declared Majors by Class Standing Seattle Campus

Friday, January 18, 2008

---



---

**College of Forest Resources**

	Freshman		Sophomore		Junior		Senior		5th Year		Non-Matriculate		All Undergraduate		Graduate		Professional		All Students	
	M	F	M	F	M	F	M	F	M	F	M	F	M	F	M	F	M	F	M	F
<b>Environmental Science and Resource Mgmt</b>			3	3	7	7	14	10	2	1			26	21					26	21
	0		6		14		24		3		0		47		0		0		47	
<b>Forest Res (Environmental Horticulture)</b>													0	0	2				2	0
	0		0		0		0		0		0		0		2		0		2	
<b>Forest Res (Peace Corps Masters Intl)</b>													0	0	1				1	0
	0		0		0		0		0		0		0		1		0		1	
<b>Forest Resources</b>													0	0	21	20			21	20
	0		0		0		0		0		0		0		41		0		41	
<b>Forest Resources (Paper Science &amp; Engr)</b>					3		2	1					5	1					5	1
	0		0		3		3		0		0		6		0		0		6	
<b>Forest Resources:Urban Horticulture</b>													0	0	1				0	1
	0		0		0		0		0		0		0		1		0		1	

---

Note: Students with Double- or Triple-Majors are counted once in each major declared.

## Declared Majors by Class Standing Seattle Campus

Friday, January 18, 2008

---



---

**College of Ocean and Fisheries Sciences**

	Freshman		Sophomore		Junior		Senior		5th Year		Non-Matriculate		All Undergraduate		Graduate		Professional		All Students	
	M	F	M	F	M	F	M	F	M	F	M	F	M	F	M	F	M	F	M	F
<b>Aquatic and Fishery Sciences</b>				2	2	4	8	6					10	12	25	28			35	40
	0		2		6		14		0		0		22		53		0		75	
<b>Oceanography</b>		1		3	4	5	9	6	1	1			14	16	23	43			37	59
	1		3		9		15		2		0		30		66		0		96	
<b>School of Marine Affairs</b>													0	0	5	7			5	7
	0		0		0		0		0		0		0		12		0		12	

---

**Note: Students with Double- or Triple-Majors are counted once in each major declared.**

## Declared Majors by Class Standing Seattle Campus

Friday, January 18, 2008

### Interdisciplinary Graduate Programs

	Freshman		Sophomore		Junior		Senior		5th Year		Non-Matriculate		All Undergraduate		Graduate		Professional		All Students	
	M	F	M	F	M	F	M	F	M	F	M	F	M	F	M	F	M	F	M	F
	<b>Biology Teaching</b>													0	0	2	1			2
	0		0		0		0		0		0		0		3		0		3	
<b>Biomolecular Structure and Design</b>													0	0	18	9			18	9
	0		0		0		0		0		0		0		27		0		27	
<b>Conservation Biology</b>													0	0	3				0	3
	0		0		0		0		0		0		0		3		0		3	
<b>Environmental Management</b>													0	0	1				0	1
	0		0		0		0		0		0		0		1		0		1	
<b>Global and Environmental Chemistry</b>													0	0	1				0	1
	0		0		0		0		0		0		0		1		0		1	
<b>Global Trade, Transportation &amp; Logistics</b>													0	0	4	1			4	1
	0		0		0		0		0		0		0		5		0		5	
<b>Graduate Unassigned</b>													0	0	7	3			7	3
	0		0		0		0		0		0		0		10		0		10	
<b>Graduate Visiting</b>													0	0	8	8			8	8
	0		0		0		0		0		0		0		16		0		16	
<b>Health Administration Group</b>													0	0	21	25			21	25
	0		0		0		0		0		0		0		46		0		46	

Note: Students with Double- or Triple-Majors are counted once in each major declared.

## Declared Majors by Class Standing Seattle Campus

Friday, January 18, 2008

---



---

### Interdisciplinary Graduate Programs

	Freshman		Sophomore		Junior		Senior		5th Year		Non-Matriculate		All Undergraduate		Graduate		Professional		All Students	
	M	F	M	F	M	F	M	F	M	F	M	F	M	F	M	F	M	F	M	F
	<b>Individual PhD</b>													0	0	1				1
<b>MOLECULAR AND CELLULAR BIO (FHCRC)</b>	0		0		0		0		0		0		0		1		0		1	
<b>Molecular and Cellular Biology</b>	0		0		0		0		0		0		0		63		0		63	
<b>Museology</b>	0		0		0		0		0		0		0		82		0		82	
<b>Neurobiology &amp; Behavior</b>	0		0		0		0		0		0		0		5		0		5	
<b>Nutritional Science</b>	0		0		0		0		0		0		0		64		0		64	
<b>Public Health Genetics</b>	0		0		0		0		0		0		0		22		0		22	
<b>Public Health Pathobiology</b>	0		0		0		0		0		0		0		9		0		9	
<b>Quantitative Ecology &amp; Resource Mgmt</b>	0		0		0		0		0		0		0		36		0		36	
	0		0		0		0		0		0		0		5	3			5	3
	0		0		0		0		0		0		0		8		0		8	

Note: Students with Double- or Triple-Majors are counted once in each major declared.

## Declared Majors by Class Standing Seattle Campus

Friday, January 18, 2008

---



---

**Interdisciplinary Graduate Programs**

Freshman	Sophomore	Junior	Senior	5th Year	Non-Matriculate	All Undergraduate	Graduate	Professional	All Students
M   F	M   F	M   F	M   F	M   F	M   F	M   F	M   F	M   F	M   F

**Urban Design & Planning**

						0   0	11   4		11   4
	0	0	0	0	0	0	15	0	15

---

**Note: Students with Double- or Triple-Majors are counted once in each major declared.**

## Declared Majors by Class Standing Seattle Campus

Friday, January 18, 2008

	Freshman		Sophomore		Junior		Senior		5th Year		Non-Matriculate		All Undergraduate		Graduate		Professional		All Students	
	M	F	M	F	M	F	M	F	M	F	M	F	M	F	M	F	M	F	M	F
	<b>Interdisciplinary Undergraduate Studies</b>																			
<b>Academy for Young Scholars</b>		2	7	11	6	4	1						14	17					14	17
	2		18		10		1		0		0		31		0		0		31	
<b>Center for Study of Capable Youth</b>	2	5	3	3	3		1	1					9	9					9	9
	7		6		3		2		0		0		18		0		0		18	
<b>Environmental St: Ecology &amp; Conservation</b>						1	3	5					3	6					3	6
	0		0		1		8		0		0		9		0		0		9	
<b>Environmental St: Internatl Perspectives</b>								1					0	1					0	1
	0		0		0		1		0		0		1		0		0		1	
<b>Environmental St: Population and Health</b>								4					0	4					0	4
	0		0		0		4		0		0		4		0		0		4	
<b>Environmental St: Resources</b>						1	4						4	1					4	1
	0		0		1		4		0		0		5		0		0		5	
<b>Environmental Studies</b>	2	1	1	3	5	14	2	4					10	22					10	22
	3		4		19		6		0		0		32		0		0		32	
<b>Non Matriculated</b>											676	883	676	883					676	883
	0		0		0		0		0		1559		1559		0		0		1559	
<b>Policy Dimensions of the Earth Sciences</b>													0	0	1	1			1	1
	0		0		0		0		0		0		0		2		0		2	

Note: Students with Double- or Triple-Majors are counted once in each major declared.

## Declared Majors by Class Standing Seattle Campus

Friday, January 18, 2008

---



---

**Interdisciplinary Undergraduate Studies**

Freshman		Sophomore		Junior		Senior		5th Year		Non-Matriculate		All Undergraduate		Graduate		Professional		All Students	
M	F	M	F	M	F	M	F	M	F	M	F	M	F	M	F	M	F	M	F

**Note: Students with Double- or Triple-Majors are counted once in each major declared.**

## Declared Majors by Class Standing Seattle Campus

Friday, January 18, 2008

### Interschool or Intercollege Programs

	Freshman		Sophomore		Junior		Senior		5th Year		Non-Matriculate		All Undergraduate		Graduate		Professional		All Students	
	M	F	M	F	M	F	M	F	M	F	M	F	M	F	M	F	M	F	M	F
	<b>Bioengineering</b>		2	3	1	8	2	27	16					38	21	41	38			79
	2		4		10		43		0		0		59		79		0		138	
<b>Bioengineering (Engineering &amp; Medicine)</b>													0	0	1	1			1	1
	0		0		0		0		0		0		0		2		0		2	
<b>Bioengineering (Nanotechnology)</b>													0	0	2				2	0
	0		0		0		0		0		0		0		2		0		2	
<b>Dentistry/Oral Biology</b>													0	0	1				1	0
	0		0		0		0		0		0		0		1		0		1	
<b>Entrepreneurship in Technology</b>													0	0	1				1	0
	0		0		0		0		0		0		0		1		0		1	
<b>International Studies/Public Affairs</b>													0	0	1	1			1	1
	0		0		0		0		0		0		0		2		0		2	
<b>Medical Engineering</b>													0	0	1				1	0
	0		0		0		0		0		0		0		1		0		1	
<b>Nursing/Health Services</b>													0	0	2				0	2
	0		0		0		0		0		0		0		2		0		2	
<b>Public Affairs/Health Services</b>													0	0	1				1	0
	0		0		0		0		0		0		0		1		0		1	

Note: Students with Double- or Triple-Majors are counted once in each major declared.

## Declared Majors by Class Standing Seattle Campus

Friday, January 18, 2008

---



---

**Interschool or Intercollege Programs**

	Freshman		Sophomore		Junior		Senior		5th Year		Non-Matriculate		All Undergraduate		Graduate		Professional		All Students	
	M	F	M	F	M	F	M	F	M	F	M	F	M	F	M	F	M	F	M	F

**Social Work/Public Health**

													0		0		1				0		1	
--	--	--	--	--	--	--	--	--	--	--	--	--	---	--	---	--	---	--	--	--	---	--	---	--

	0		0		0		0		0		0		0		1		0				1			
--	---	--	---	--	---	--	---	--	---	--	---	--	---	--	---	--	---	--	--	--	---	--	--	--

**Urban Planning/Public Administration**

													0		0		1				0		1	
--	--	--	--	--	--	--	--	--	--	--	--	--	---	--	---	--	---	--	--	--	---	--	---	--

	0		0		0		0		0		0		0		1		0				1			
--	---	--	---	--	---	--	---	--	---	--	---	--	---	--	---	--	---	--	--	--	---	--	--	--

---

**Note: Students with Double- or Triple-Majors are counted once in each major declared.**

## Declared Majors by Class Standing Seattle Campus

Friday, January 18, 2008

---



---

**School of Business Administration**

	Freshman		Sophomore		Junior		Senior		5th Year		Non-Matriculate		All Undergraduate		Graduate		Professional		All Students	
	M	F	M	F	M	F	M	F	M	F	M	F	M	F	M	F	M	F	M	F
<b>Accounting</b>					28	34	55	55	1	2			84	91					84	91
	0		0		62		110		3		0		175		0		0		175	
<b>Bus Admin (Human Resources Management)</b>						1	6	6					6	7					6	7
	0		0		1		12		0		0		13		0		0		13	
<b>Business Administration</b>			4	7	10	17	15	18					29	42					29	42
	0		11		27		33		0		0		71		0		0		71	
<b>Business Admin (Entrepreneurship)</b>			1	2	4	1	12	7					17	10					17	10
	0		3		5		19		0		0		27		0		0		27	
<b>Business Administration</b>													0	0	4	6			4	6
	0		0		0		0		0		0		0		10		0		10	
<b>Business Administration (Doctoral)</b>													0	0	39	22			39	22
	0		0		0		0		0		0		0		61		0		61	
<b>Business Administration (Finance)</b>			1		23	28	68	39					92	67					92	67
	0		1		51		107		0		0		159		0		0		159	
<b>Business Administration (Inform Systems)</b>			1		4	5	29	18					34	23					34	23
	0		1		9		47		0		0		57		0		0		57	
<b>Business Administration (Marketing)</b>			1		13	18	23	34					37	52					37	52
	0		1		31		57		0		0		89		0		0		89	

Note: Students with Double- or Triple-Majors are counted once in each major declared.

## Declared Majors by Class Standing Seattle Campus

Friday, January 18, 2008

School of Business Administration	Freshman		Sophomore		Junior		Senior		5th Year		Non-Matriculate		All Undergraduate		Graduate		Professional		All Students	
	M	F	M	F	M	F	M	F	M	F	M	F	M	F	M	F	M	F	M	F
	<b>Business, Evening Degree Program (MBA)</b>													0	0	46	16			46
	0		0		0		0		0		0		0		62		0		62	
<b>Certificate in International Business</b>			1	1	7	9	11	11					19	21					19	21
	0		2		16		22		0		0		40		0		0		40	
<b>Exchange - Business administration</b>		1											0	1					0	1
	1		0		0		0		0		0		1		0		0		1	
<b>Global MBA</b>													0	0	5	5			5	5
	0		0		0		0		0		0		0		10		0		10	
<b>Technology Management MBA</b>													0	0	63	16			63	16
	0		0		0		0		0		0		0		79		0		79	

Note: Students with Double- or Triple-Majors are counted once in each major declared.

## Declared Majors by Class Standing Seattle Campus

Friday, January 18, 2008

School of Dentistry	Freshman		Sophomore		Junior		Senior		5th Year		Non-Matriculate		All Undergraduate		Graduate		Professional		All Students	
	M	F	M	F	M	F	M	F	M	F	M	F	M	F	M	F	M	F	M	F
	<b>Dentistry</b>													0	0			70	43	70
	0		0		0		0		0		0		0		0		113		113	
<b>Dentistry (with Certificate)</b>													0	0	1				0	1
	0		0		0		0		0		0		0		1	0			1	
<b>Dentistry Concurrent Degree Program</b>													0	0	1	1			1	1
	0		0		0		0		0		0		0		2	0			2	
<b>Endodontics</b>													0	0	4	3			4	3
	0		0		0		0		0		0		0		7	0			7	
<b>Oral Biology</b>												1	0	1	9	10			9	11
	0		0		0		0		0		1		1		19	0			20	
<b>Oral Medicine</b>													0	0	2	7			2	7
	0		0		0		0		0		0		0		9	0			9	
<b>Orthodontics</b>													0	0	8	6			8	6
	0		0		0		0		0		0		0		14	0			14	
<b>Pediatric Dentistry</b>													0	0	3	7			3	7
	0		0		0		0		0		0		0		10	0			10	
<b>Periodontics</b>													0	0	8	3			8	3
	0		0		0		0		0		0		0		11	0			11	

Note: Students with Double- or Triple-Majors are counted once in each major declared.

## Declared Majors by Class Standing Seattle Campus

Friday, January 18, 2008

---

**School of Dentistry**

Freshman		Sophomore		Junior		Senior		5th Year		Non-Matriculate		All Undergraduate		Graduate		Professional		All Students	
M	F	M	F	M	F	M	F	M	F	M	F	M	F	M	F	M	F	M	F

**Prosthodontics**

												0	0	10	3			10	3
	0		0		0		0		0		0		0		13		0		13

---

Note: Students with Double- or Triple-Majors are counted once in each major declared.

## Declared Majors by Class Standing Seattle Campus

Friday, January 18, 2008

School of Law	Freshman		Sophomore		Junior		Senior		5th Year		Non-Matriculate		All Undergraduate		Graduate		Professional		All Students		
	M	F	M	F	M	F	M	F	M	F	M	F	M	F	M	F	M	F	M	F	
	Exchange - Law													0	0				1	0	1
Law	0		0		0		0		0		0		0	0	6			31	57	37	57
Law (Intellectual Property)	0		0		0		0		0		0		0	0	6			88		94	
Law (Taxation)													0	0	1	2				1	2
Law Concurrent Degree Program													0	0	3			0		3	
Law Visiting													0	0	1	1				1	1
													0	0	2			0		2	
													4		0	4				0	4
	0		0		0		0		4		0		4		0			0		4	

Note: Students with Double- or Triple-Majors are counted once in each major declared.

## Declared Majors by Class Standing Seattle Campus

Friday, January 18, 2008

School of Medicine	Freshman		Sophomore		Junior		Senior		5th Year		Non-Matriculate		All Undergraduate		Graduate		Professional		All Students	
	M	F	M	F	M	F	M	F	M	F	M	F	M	F	M	F	M	F	M	F
	<b>Biochemistry</b>											1	0	1	36	14				36
	0		0		0		0		0		1		1	50		0			51	
<b>Biological Structure</b>													0	0	1	1			1	1
	0		0		0		0		0		0		0	2		0			2	
<b>Biomedical and Health Informatics</b>													0	0	7	4			7	4
	0		0		0		0		0		0		0	11		0			11	
<b>Genetics</b>													0	0	2	1			2	1
	0		0		0		0		0		0		0	3		0			3	
<b>Genome Sciences</b>													0	0	30	12			30	12
	0		0		0		0		0		0		0	42		0			42	
<b>Immunology</b>													0	0	21	16			21	16
	0		0		0		0		0		0		0	37		0			37	
<b>Laboratory Medicine</b>													0	0	3				3	0
	0		0		0		0		0		0		0	3		0			3	
<b>Medex (Medex Certificate Program)</b>	13	13			3	2							16	15					16	15
		26		0	5		0		0		0		31		0		0		31	
<b>Medex Oral Health Therapist Certificate</b>	2	3											2	3					2	3
		5		0	0		0		0		0		5		0		0		5	

Note: Students with Double- or Triple-Majors are counted once in each major declared.

## Declared Majors by Class Standing Seattle Campus

Friday, January 18, 2008

School of Medicine	Freshman		Sophomore		Junior		Senior		5th Year		Non-Matriculate		All Undergraduate		Graduate		Professional		All Students	
	M	F	M	F	M	F	M	F	M	F	M	F	M	F	M	F	M	F	M	F
	<b>Medical History &amp; Ethics</b>													0	0	1				0
	0		0		0		0		0		0		0		1		0			1
<b>Medical Technology</b>					1	4	9	17		3			10	24					10	24
	0		0		5		26		3		0		34		0		0			34
<b>Medicine</b>													0	0			162	182	162	182
	0		0		0		0		0		0		0		0		344			344
<b>Medicine Concurrent Degree Program</b>													0	0	50	39			50	39
	0		0		0		0		0		0		0		89		0			89
<b>Medxd (Medex Degree Program)</b>	2	1	4	3	10	7	26	21	28	34			70	66					70	66
	3		7		17		47		62		0		136		0		0			136
<b>Microbiology (Medicine)</b>													0	0	14	26			14	26
	0		0		0		0		0		0		0		40		0			40
<b>Molecular Biotechnology</b>													0	0	1				0	1
	0		0		0		0		0		0		0		1		0			1
<b>Pathology</b>													0	0	10	13			10	13
	0		0		0		0		0		0		0		23		0			23
<b>Pharmacology</b>													0	0	15	21			15	21
	0		0		0		0		0		0		0		36		0			36

Note: Students with Double- or Triple-Majors are counted once in each major declared.

## Declared Majors by Class Standing Seattle Campus

Friday, January 18, 2008

School of Medicine	Freshman		Sophomore		Junior		Senior		5th Year		Non-Matriculate		All Undergraduate		Graduate		Professional		All Students	
	M	F	M	F	M	F	M	F	M	F	M	F	M	F	M	F	M	F	M	F
	<b>Physiology &amp; Biophysics</b>													0	0	17	13			17
<b>Prosthetics &amp; Orthotics</b>	0		0		0		0		0		0		0		30		0		30	
<b>Rehabilitation Med (Physical Therapy)</b>							3	5	2	1			5	6					5	6
<b>Rehabilitation Med (Occupational Therapy)</b>	0		0		0		8		3		0		11		0		0		11	
<b>Rehabilitation Med(Physical Therapy)</b>													0	0	15	44			15	44
<b>Rehabilitation Med(Occupational Therapy)</b>	0		0		0		0		0		0		0		59		0		59	
<b>Rehabilitation Medicine</b>													0	0	3	40			3	40
<b>Rehabilitation Science</b>	0		0		0		0		0		0		0		43		0		43	
													0	0	1				0	1
	0		0		0		0		0		0		0		1	0			1	
													0	0	6				0	6
	0		0		0		0		0		0		0		6	0			6	

Note: Students with Double- or Triple-Majors are counted once in each major declared.

## Declared Majors by Class Standing Seattle Campus

Friday, January 18, 2008

School of Nursing	Freshman		Sophomore		Junior		Senior		5th Year		Non-Matriculate		All Undergraduate		Graduate		Professional		All Students	
	M	F	M	F	M	F	M	F	M	F	M	F	M	F	M	F	M	F	M	F
	<b>Adv Practice Nurs (Adult Clin Nurs Spec)</b>													0	0		1			0
	0		0		0		0		0		0		0		1		0			1
<b>Adv Practice Nurs (Adult Psy Ment Hlth)</b>													0	0		1			0	1
	0		0		0		0		0		0		0		1		0			1
<b>Adv Practice Nurs (Comp and Alt Med)</b>													0	0	1	9			1	9
	0		0		0		0		0		0		0		10		0			10
<b>Adv Practice Nurs (Forensic Nurse Spec)</b>													0	0	1	3			1	3
	0		0		0		0		0		0		0		4		0			4
<b>Adv Practice Nurs (Nurse Educ Spec Trn)</b>													0	0	1	10			1	10
	0		0		0		0		0		0		0		11		0			11
<b>Masters Entry Program in Nursing</b>													0	0	9	39			9	39
	0		0		0		0		0		0		0		48		0			48
<b>Nursing</b>			1		2	5	1	22	4	15	2	14	10	56	22	217			32	273
	0		1		7		23		19		16		66		239		0			305
<b>Nursing Practice</b>													0	0	1	21			1	21
	0		0		0		0		0		0		0		22		0			22

Note: Students with Double- or Triple-Majors are counted once in each major declared.

## Declared Majors by Class Standing Seattle Campus

Friday, January 18, 2008

School of Pharmacy	Freshman		Sophomore		Junior		Senior		5th Year		Non-Matriculate		All Undergraduate		Graduate		Professional		All Students	
	M	F	M	F	M	F	M	F	M	F	M	F	M	F	M	F	M	F	M	F
	<b>Medicinal Chemistry</b>													0	0	9	13			9
	0		0		0		0		0		0		0		22		0		22	
<b>Pharmaceutics</b>											1		1	0	9	10			10	10
	0		0		0		0		0		1		1		19		0		20	
<b>Pharmacy</b>													0	0	2		32	66	34	66
	0		0		0		0		0		0		0		2		98		100	

Note: Students with Double- or Triple-Majors are counted once in each major declared.

## Declared Majors by Class Standing Seattle Campus

Friday, January 18, 2008

---



---

**School of Public Affairs**

	Freshman		Sophomore		Junior		Senior		5th Year		Non-Matriculate		All Undergraduate		Graduate		Professional		All Students	
	M	F	M	F	M	F	M	F	M	F	M	F	M	F	M	F	M	F	M	F
	<b>Public Administration</b>													0	0	12	19			12
	0		0		0		0		0		0		0		31		0		31	
<b>Public Affairs</b>													0	0	10	17			10	17
	0		0		0		0		0		0		0		27		0		27	
<b>Public Affairs (Peace Corps Masters Int)</b>													0	0	1				1	0
	0		0		0		0		0		0		0		1		0		1	
<b>Public Affairs, Evening Degree Program</b>													0	0	2	15			2	15
	0		0		0		0		0		0		0		17		0		17	
<b>Public Policy and Management</b>													0	0	1				1	0
	0		0		0		0		0		0		0		1		0		1	

---

Note: Students with Double- or Triple-Majors are counted once in each major declared.

## Declared Majors by Class Standing Seattle Campus

Friday, January 18, 2008

---



---

School of Public Health and Community Medicine

	Freshman		Sophomore		Junior		Senior		5th Year		Non-Matriculate		All Undergraduate		Graduate		Professional		All Students		
	M	F	M	F	M	F	M	F	M	F	M	F	M	F	M	F	M	F	M	F	
<b>Advanced Clinical Research Methods</b>													0	0		1			0	1	
	0		0		0		0		0		0		0		1		0		1		
<b>Biostatistics</b>													0	0	30	34			30	34	
	0		0		0		0		0		0		0		64		0		64		
<b>Biostatistics: Statistical Genetics</b>													0	0	2				0	2	
	0		0		0		0		0		0		0		2		0		2		
<b>Environmental &amp; Occupational Health</b>													0	0	1				0	1	
	0		0		0		0		0		0		0		1				1		
<b>Environmental Health</b>			1		1	1	9	12					11	13	6				11	19	
	0		1		2		21		0		0		24		6		0		30		
<b>Environmental Health-Envrnmtl Toxicology</b>													0	0	3	14			3	14	
	0		0		0		0		0		0		0		17				17		
<b>Environmental Health-Industrial Hygiene</b>													0	0	3				3	0	
	0		0		0		0		0		0		0		3				3		
<b>Epidemiology</b>												1	1	1	1	33	63			34	64
	0		0		0		0		0		2		2		96		0		98		
<b>Epidemiology - International Health</b>													0	0	1				0	1	
	0		0		0		0		0		0		0		1		0		1		

Note: Students with Double- or Triple-Majors are counted once in each major declared.

## Declared Majors by Class Standing Seattle Campus

Friday, January 18, 2008

---



---

School of Public Health and Community Medicine

	Freshman		Sophomore		Junior		Senior		5th Year		Non-Matriculate		All Undergraduate		Graduate		Professional		All Students	
	M	F	M	F	M	F	M	F	M	F	M	F	M	F	M	F	M	F	M	F
	<b>Genetic Epidemiology</b>													0	0	2				0
	0		0		0		0		0		0		0		2		0			2
<b>Health Informatics&amp;Hlth Information Mgmt</b>			1	2	16		1	3	1				3	21					3	21
	0		3		16		4		1		0		24		0		0			24
<b>Health Information Administration</b>							2	1					2	1					2	1
	0		0		0		3		0		0		3		0		0			3
<b>Health Services</b>											1	4	1	4	6	14			7	18
	0		0		0		0		0		5		5		20		0			25
<b>Health Services - International Health</b>													0	0	4	6			4	6
	0		0		0		0		0		0		0		10		0			10
<b>Health Services - Maternal&amp;Child Health</b>													0	0	5				0	5
	0		0		0		0		0		0		0		5		0			5
<b>Health Services (Extended Degree)</b>											1	5	1	5	20	60			21	65
	0		0		0		0		0		6		6		80		0			86
<b>Health Services-Health &amp; Policy Research</b>													0	0	6	6			6	6
	0		0		0		0		0		0		0		12		0			12
<b>Health Services-Social &amp; Behavioral Sci</b>													0	0	5				0	5
	0		0		0		0		0		0		0		5		0			5

Note: Students with Double- or Triple-Majors are counted once in each major declared.

## Declared Majors by Class Standing Seattle Campus

Friday, January 18, 2008

---



---

**School of Public Health and Community Medicine**

	Freshman		Sophomore		Junior		Senior		5th Year		Non-Matriculate		All Undergraduate		Graduate		Professional		All Students	
	M	F	M	F	M	F	M	F	M	F	M	F	M	F	M	F	M	F	M	F
<b>Occupational &amp; Environmental Medicine</b>													0	0	1	3			1	3
	0		0		0		0		0		0		0		4		0		4	
<b>Public Health Genetics</b>												1	0	1	3	7			3	8
	0		0		0		0		0		1		1		10		0		11	
<b>Public Health Nutrition</b>													0	0	1	8			1	8
	0		0		0		0		0		0		0		9		0		9	
<b>Public Health: Basic Clinical Research</b>													0	0	1	4			1	4
	0		0		0		0		0		0		0		5		0		5	

---

Note: Students with Double- or Triple-Majors are counted once in each major declared.

## Declared Majors by Class Standing Seattle Campus

Friday, January 18, 2008

School of Social Work	Freshman		Sophomore		Junior		Senior		5th Year		Non-Matriculate		All Undergraduate		Graduate		Professional		All Students	
	M	F	M	F	M	F	M	F	M	F	M	F	M	F	M	F	M	F	M	F
	<b>ADMINISTRATIVE PRACTICE</b>													0	0		4			0
	0		0		0		0		0		0		0		4		0			4
<b>CLINICAL &amp; CONTEXTUAL PRACTICE</b>													0	0	4	21			4	21
	0		0		0		0		0		0		0		25		0			25
<b>POLICY PRACTICE</b>													0	0	1				1	0
	0		0		0		0		0		0		0		1		0			1
<b>Social Welfare</b>				2	1	8	2	14					3	24	7	20			10	44
	0		2		9		16		0		0		27		27		0			54
<b>Social Work</b>												2	0	2	4	21			4	23
	0		0		0		0		0		2		2		25		0			27
<b>Social Work (Dual Methods)</b>													0	0		4			0	4
	0		0		0		0		0		0		0		4		0			4
<b>Social Work: Adv Generalist Practice</b>													0	0	13	82			13	82
	0		0		0		0		0		0		0		95		0			95

Note: Students with Double- or Triple-Majors are counted once in each major declared.

## Declared Majors by Class Standing Seattle Campus

Friday, January 18, 2008

---

**Tacoma Campus**

Freshman		Sophomore		Junior		Senior		5th Year		Non-Matriculate		All Undergraduate		Graduate		Professional		All Students	
M	F	M	F	M	F	M	F	M	F	M	F	M	F	M	F	M	F	M	F

**Visiting from Tacoma Campus**

	2				3		6	5		1	1			9	9		2	7			11	16
	2		0		3		11			2			0		18		9		0			27

---

**Note: Students with Double- or Triple-Majors are counted once in each major declared.**

## Declared Majors by Class Standing Seattle Campus

Friday, January 18, 2008

The Information School	Freshman		Sophomore		Junior		Senior		5th Year		Non-Matriculate		All Undergraduate		Graduate		Professional		All Students	
	M	F	M	F	M	F	M	F	M	F	M	F	M	F	M	F	M	F	M	F
	<b>Informatics</b>					3		11	4					14	4					14
	0		0		3		15		0		0		18		0		0		18	
<b>Information Management</b>											1	1	1	1	13	15			14	16
	0		0		0		0		0		2		2		28		0		30	
<b>Information Science</b>													0	0	6	5			6	5
	0		0		0		0		0		0		0		11		0		11	
<b>Libr &amp; Info Science (Law Librarianship)</b>													0	0	1	4			1	4
	0		0		0		0		0		0		0		5		0		5	
<b>Library &amp; Information Science</b>											2		0	2	14	44			14	46
	0		0		0		0		0		2		2		58		0		60	
<b>Library &amp; Information Science (DL)</b>													0	0	9	42			9	42
	0		0		0		0		0		0		0		51		0		51	

Note: Students with Double- or Triple-Majors are counted once in each major declared.

## International Students by College Seattle Campus

Friday, January 18, 2008

	Freshman		Sophomore		Junior		Senior		5th Year		Non-Matriculate		All Undergraduate		Graduate		Professional		All Students	
	M	F	M	F	M	F	M	F	M	F	M	F	M	F	M	F	M	F	M	F
<b>College of Architecture and Urban Planning</b>						1		1					0	2	6	5			6	7
	0		0		1		1		0		0		2		11		0		13	
<b>College of Arts and Sciences</b>	13	10	18	21	33	33	36	33	1	4			101	101	107	87			208	188
	23		39		66		69		5		0		202		194		0		396	
<b>College of Education</b>													0	0	4	8			4	8
	0		0		0		0		0		0		0		12		0		12	
<b>College of Engineering</b>	1				5	3	18	5					24	8	146	47			170	55
	1		0		8		23		0		0		32		193		0		225	
<b>College of Forest Resources</b>							2						2	0	7	4			9	4
	0		0		0		2		0		0		2		11		0		13	
<b>College of Ocean and Fisheries Sciences</b>				1									0	1	6	10			6	11
	0		1		0		0		0		0		1		16		0		17	
<b>Interdisciplinary Graduate Programs</b>													0	0	40	38			40	38
	0		0		0		0		0		0		0		78		0		78	
<b>Interdisciplinary Undergraduate Studies</b>											28	34	28	34					28	34
	0		0		0		0		0		62		62		0		0		62	
<b>Interschool or Intercollege Programs</b>			1		2	2		1					2	4	11	6			13	10
	0		1		4		1		0		0		6		17		0		23	
<b>School of Business Administration</b>		1	2	1	8	14	10	19		1			20	36	31	25			51	61
	1		3		22		29		1		0		56		56		0		112	
<b>School of Dentistry</b>											1		0	1	16	12			16	13
	0		0		0		0		0		1		1		28		0		29	
<b>School of Law</b>													0	0	8	2		2	8	4
	0		0		0		0		0		0		0		10		2		12	
<b>School of Medicine</b>							1	2		1			1	3	28	15			29	18
	0		0		0		3		1		0		4		43		0		47	

Note: Students with Double- or Triple-Majors across colleges are counted once in each college.

## International Students by College Seattle Campus

Friday, January 18, 2008

	Freshman		Sophomore		Junior		Senior		5th Year		Non-Matriculate		All Undergraduate		Graduate		Professional		All Students	
	M	F	M	F	M	F	M	F	M	F	M	F	M	F	M	F	M	F	M	F
	<b>School of Nursing</b>													0	0		27			0
	0		0		0		0		0		0		0		27		0		4	27
<b>School of Pharmacy</b>													0	0	1	9	3	4	4	13
	0		0		0		0		0		0		0		10		7		17	
<b>School of Public Affairs</b>													0	0	1				1	0
	0		0		0		0		0		0		0		1		0		1	
<b>School of Public Health and Community Medicine</b>											1		0	1	14	32			14	33
	0		0		0		0		0		1		1		46		0		47	
<b>School of Social Work</b>								1					0	1		11			0	12
	0		0		0		1		0		0		1		11		0		12	
<b>The Information School</b>							2						2	0	7	10			9	10
	0		0		0		2		0		0		2		17		0		19	
<b>Unduplicated Total for Seattle Campus:</b>	<b>14</b>	<b>11</b>	<b>20</b>	<b>24</b>	<b>47</b>	<b>53</b>	<b>66</b>	<b>56</b>	<b>1</b>	<b>6</b>	<b>28</b>	<b>36</b>	<b>176</b>	<b>186</b>	<b>415</b>	<b>337</b>	<b>3</b>	<b>6</b>	<b>594</b>	<b>529</b>
	<b>25</b>		<b>44</b>		<b>100</b>		<b>122</b>		<b>7</b>		<b>64</b>		<b>362</b>		<b>752</b>		<b>9</b>		<b>1123</b>	

Note: Students with Double- or Triple-Majors across colleges are counted once in each college.

## Professional Enrollment by NCR Status Seattle Campus

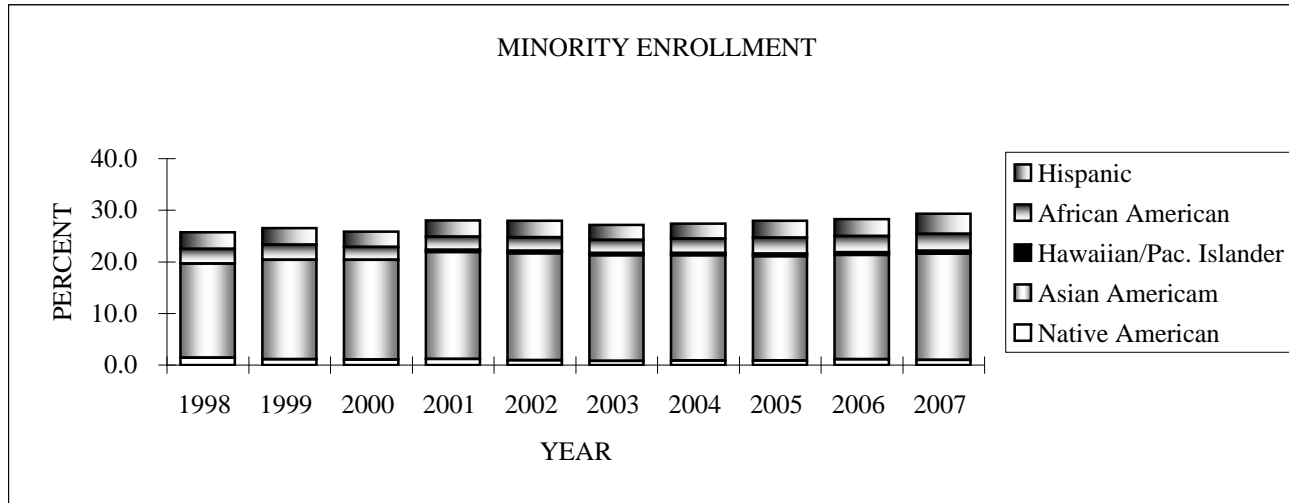
Friday, January 18, 2008

	First Year		Second Year		Third Year		Fourth Year		Total	
	Male	Female	Male	Female	Male	Female	Male	Female	Male	Female
<b>School of Dentistry</b>										
Continuing			1	5	34	21	35	17	70	43
	0		6		55		52		113	
New									0	0
	0		0		0		0		0	0
Returning									0	0
	0		0		0		0		0	0
<b>School of Law</b>										
Continuing			26	38	5	20			31	58
	0		64		25		0		89	
New									0	0
	0		0		0		0		0	0
Returning									0	0
	0		0		0		0		0	0
<b>School of Medicine</b>										
Continuing			7	7	77	76	74	92	158	175
	0		14		153		166		333	
New				1					0	1
	0		1		0		0		1	
Returning					2	2	2	4	4	6
	0		0		4		6		10	
<b>School of Pharmacy</b>										
Continuing	5	9	3	2	2	3	22	52	32	66
	14		5		5		74		98	
New									0	0
	0		0		0		0		0	0
Returning									0	0
	0		0		0		0		0	0
<b>Unduplicated Total for Seattle Campus:</b>	<b>5</b>	<b>9</b>	<b>37</b>	<b>53</b>	<b>120</b>	<b>122</b>	<b>133</b>	<b>165</b>	<b>295</b>	<b>349</b>
	<b>14</b>		<b>90</b>		<b>242</b>		<b>298</b>		<b>644</b>	

Note: Students with Double- or Triple-Majors across colleges are counted once in each college.

Credits Generated by College and Course Level and Funding Source  
Summer Quarter 2007

COLLEGE	100-299 Level			300-499 Level			500-800 Level			Total		
	State-Funded	Fee Based	Total	State-Funded	Fee Based	Total	State-Funded	Fee Based	Total	State-Funded	Fee Based	Grand Total
Interdisciplinary Undergraduate Programs	1.0		1.0	173.0		173.0				174.0		174.0
Architecture & Urban Planning	620.0		620.0	1250.0	22.0	1272.0	210.0	231.0	441.0	2080.0	253.0	2333.0
Arts & Sciences	36386.0	1121.0	37507.0	25487.0	2555.0	28042.0	4694.0	1004.0	5698.0	66567.0	4680.0	71247.0
Business Administration	1014.0	30.0	1044.0	3543.0	7.0	3550.0	283.0	2409.0	2692.0	4840.0	2446.0	7286.0
Education				434.0	285.0	719.0	898.0	786.0	1684.0	1332.0	1071.0	2403.0
Engineering	2031.0	40.0	2071.0	1341.0	261.0	1602.0	1629.0	139.0	1768.0	5001.0	440.0	5441.0
Ocean & Fishery Sciences	50.0	10.0	60.0	100.0		100.0	527.0	225.0	752.0	677.0	235.0	912.0
Forest Resources	900.0		900.0	412.0		412.0	193.0		193.0	1505.0		1505.0
Public Health & Community Medicine				144.0	134.0	278.0	1264.0	1067.0	2331.0	1408.0	1201.0	2609.0
Nursing	150.0		150.0	545.0	812.0	1357.0	1930.0	23.0	1953.0	2625.0	835.0	3460.0
Interschool/Intercollege Programs	75.0		75.0	188.0	6222.0	6410.0	304.0	4.0	308.0	567.0	6226.0	6793.0
Pharmacy				10.0	12.0	22.0	1144.0	60.0	1204.0	1154.0	72.0	1226.0
Public Affairs							218.0	210.0	428.0	218.0	210.0	428.0
Interdisciplinary Graduate Programs				21.0	45.0	66.0	692.0	5.0	697.0	713.0	50.0	763.0
The Information School				82.0	48.0	130.0	297.0	630.0	927.0	379.0	678.0	1057.0
Social Work				19.0		19.0	529.0	682.0	1211.0	548.0	682.0	1230.0
Dentistry				6.0		6.0	2607.0	5.0	2612.0	2613.0	5.0	2618.0
Law				35.0		35.0	1073.0	6.0	1079.0	1108.0	6.0	1114.0
Medicine				1713.0	2685.0	4398.0	2161.0	760.0	2921.0	3874.0	3445.0	7319.0
<b>Seattle Campus Total</b>	41227.0	1201.0	42428.0	35503.0	13088.0	48591.0	20653.0	8246.0	28899	97383.0	22535.0	119918.0
Bothell Branch Campus	250.0		250.0	4361.0		4361.0	734.0		734.0	5345.0		5345.0
Tacoma Branch Campus	530.0	85.0	615.0	4041.0	156.0	4197.0	2064.0	2.0	2066.0	6635.0	243.0	6878.0
<b>All University Total</b>	42007.0	1286.0	43293.0	43905.0	13244.0	57149.0	23451.0	8248.0	31699.0	109363.0	22778.0	132141.0

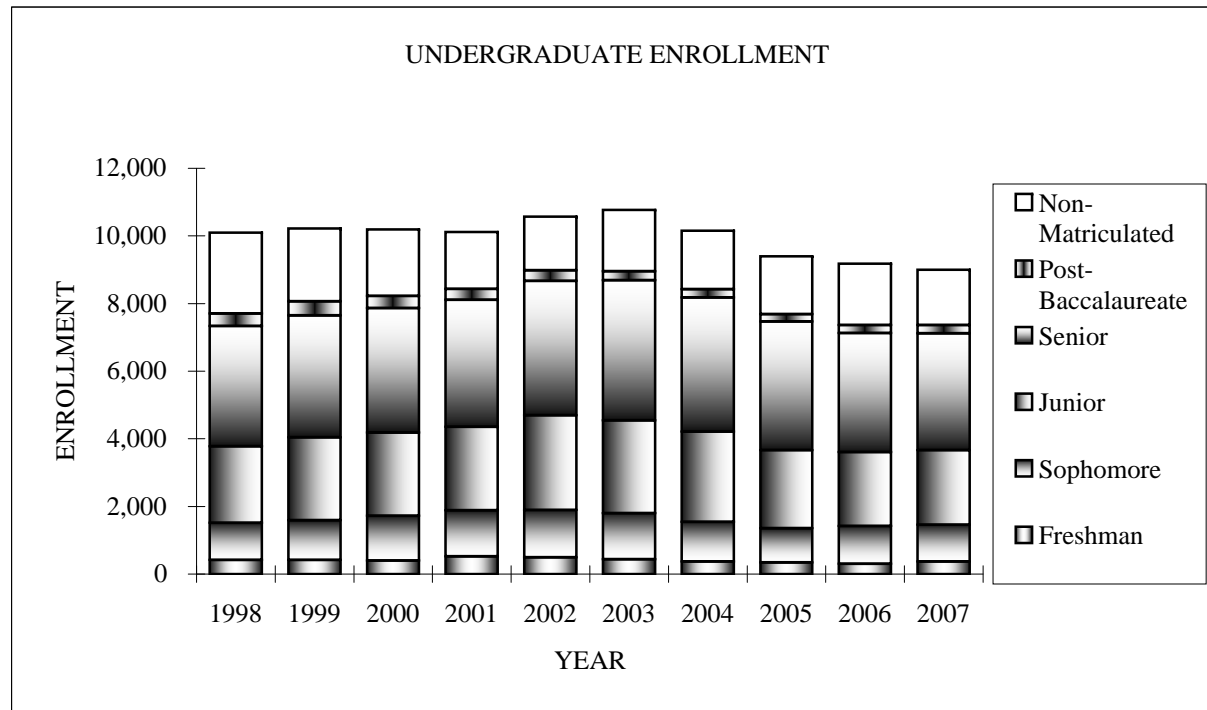


**MINORITY ENROLLMENT-SUMMER**

	1998	1999	2000	2001	2002	2003	2004	2005	2006	2007
Native American	213	165	158	163	144	128	130	129	166	145
Asian American	2,682	2,851	2,900	2,932	3,255	3,248	3,141	2,980	2,940	2,951
Hawaiian/Pac. Islander				61	72	73	72	77	77	75
African American	417	437	367	359	414	406	426	457	453	479
Hispanic	473	470	450	447	507	457	452	484	484	559
Total Miinority	3,785	3,923	3,875	3,962	4,392	4,312	4,221	4,127	4,120	4,209

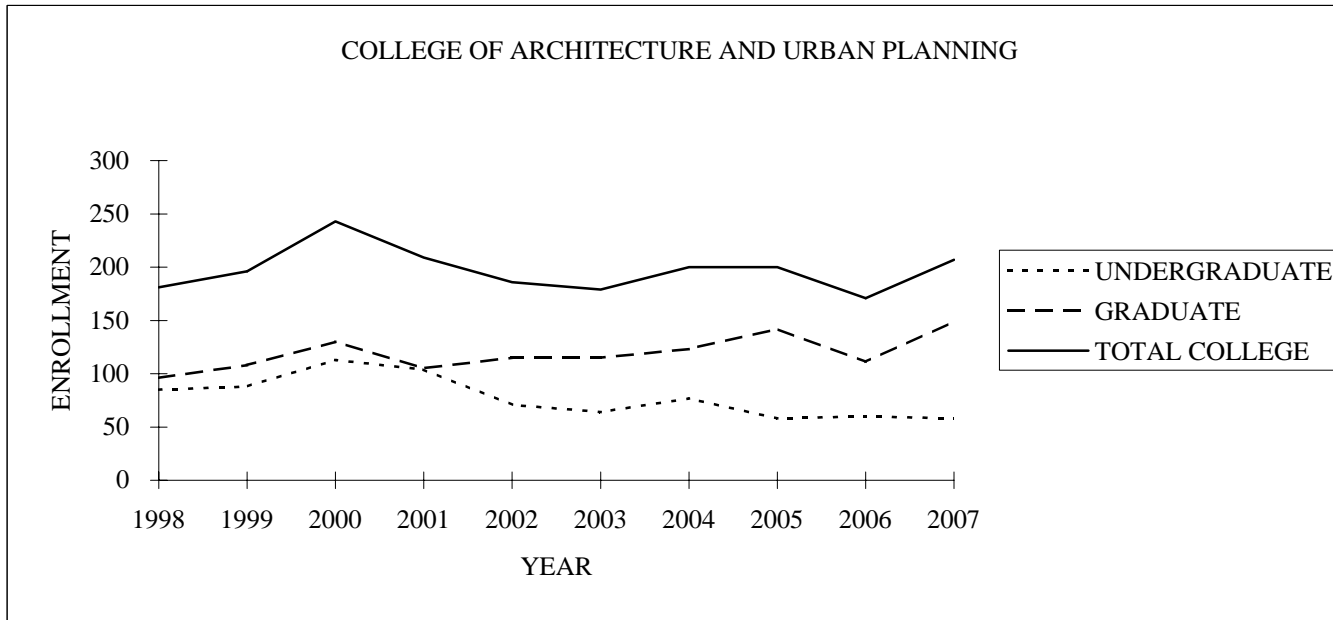
**MINORITY ENROLLMENT--PERCENT OF TOTAL ENROLLMENT**

	1998	1999	2000	2001	2002	2003	2004	2005	2006	2007
Native American	1.4	1.1	1.1	1.2	0.9	0.8	0.8	0.9	1.1	1.0
Asian American	18.2	19.3	19.4	20.8	20.7	20.4	20.4	20.2	20.2	20.6
Hawaiian/Pac. Islander				0.4	0.5	0.5	0.5	0.5	0.5	0.5
African American	2.8	3.0	2.4	2.5	2.6	2.6	2.8	3.1	3.1	3.3
Hispanic	3.2	3.2	3.0	3.2	3.2	2.9	2.9	3.3	3.3	3.9
Total Miinority	25.7	26.5	25.9	28.0	28.0	27.1	27.4	28.0	28.3	29.3
Total UW Enrollment	14716	14794	14987	14127	15698	15888	15388	14760	14561	14341



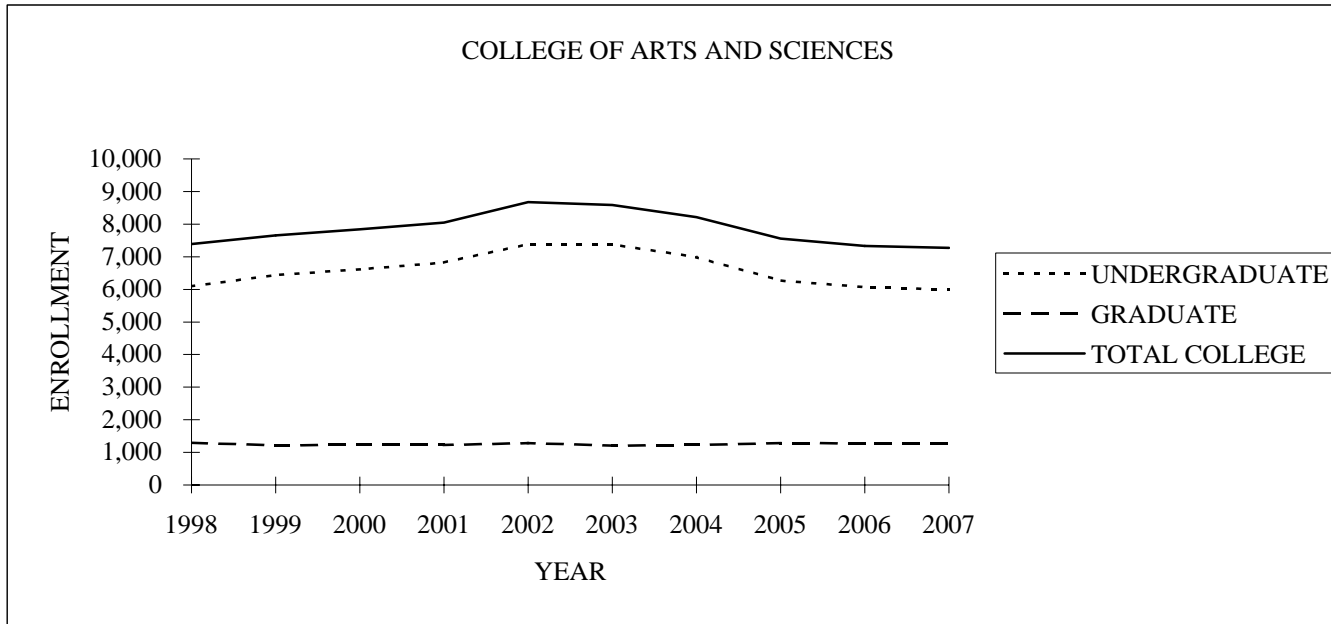
**UNDERGRADUATE ENROLLMENT-SUMMER**

	1998	1999	2000	2001	2002	2003	2004	2005	2006	2007
Freshman	412	412	399	521	491	435	365	340	300	367
Sophomore	1,105	1,174	1,327	1,359	1,402	1,360	1,176	1,011	1,124	1,090
Junior	2,258	2,451	2,460	2,472	2,799	2,751	2,668	2,307	2,182	2,204
Senior	3,556	3,606	3,675	3,756	3,980	4,144	3,968	3,812	3,522	3,458
Post-Baccalaureate	375	416	363	320	307	260	250	211	236	248
Non-Matriculated	2,388	2,163	1,969	1,687	1,591	1,824	1,725	1,716	1,813	1,630



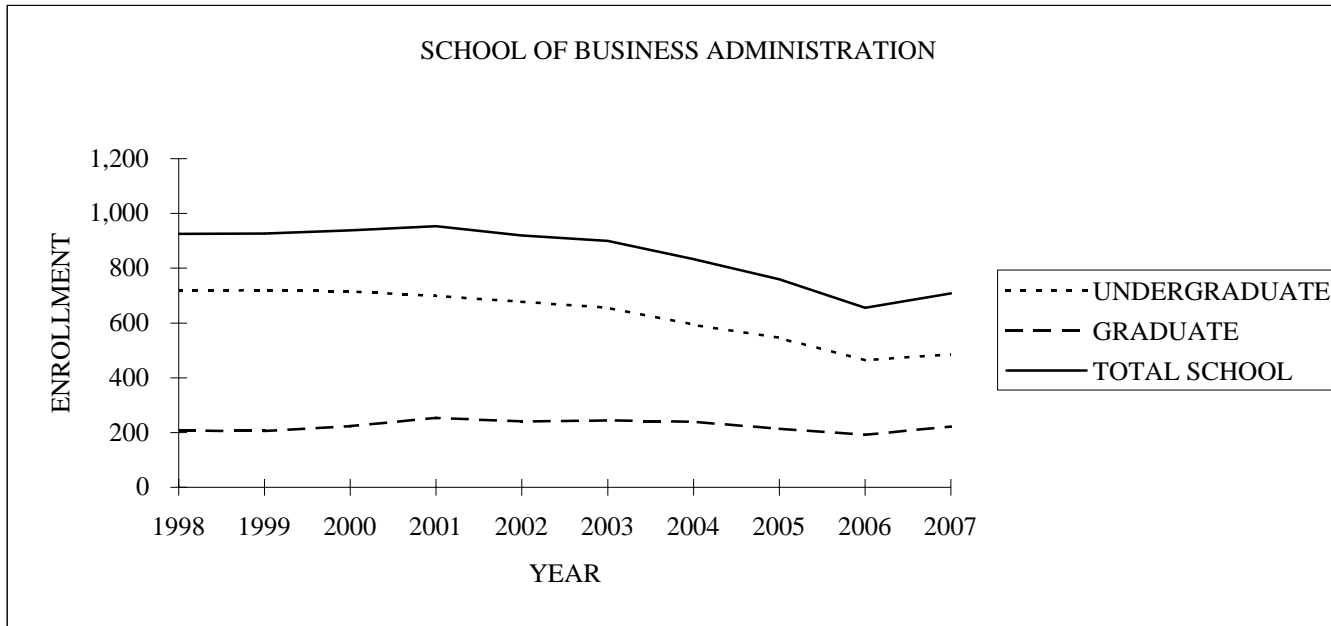
**COLLEGE OF ARCHITECTURE AND URBAN PLANNING-SUMMER**

	1998	1999	2000	2001	2002	2003	2004	2005	2006	2007
UNDERGRADUATE	85	88	113	104	71	64	77	58	60	58
GRADUATE	96	108	130	105	115	115	123	142	111	149
TOTAL COLLEGE	181	196	243	209	186	179	200	200	171	207
TOTAL UNIV.	14,362	14,716	14,794	14,987	15,041	15,698	15,888	15,388	14,561	14,341



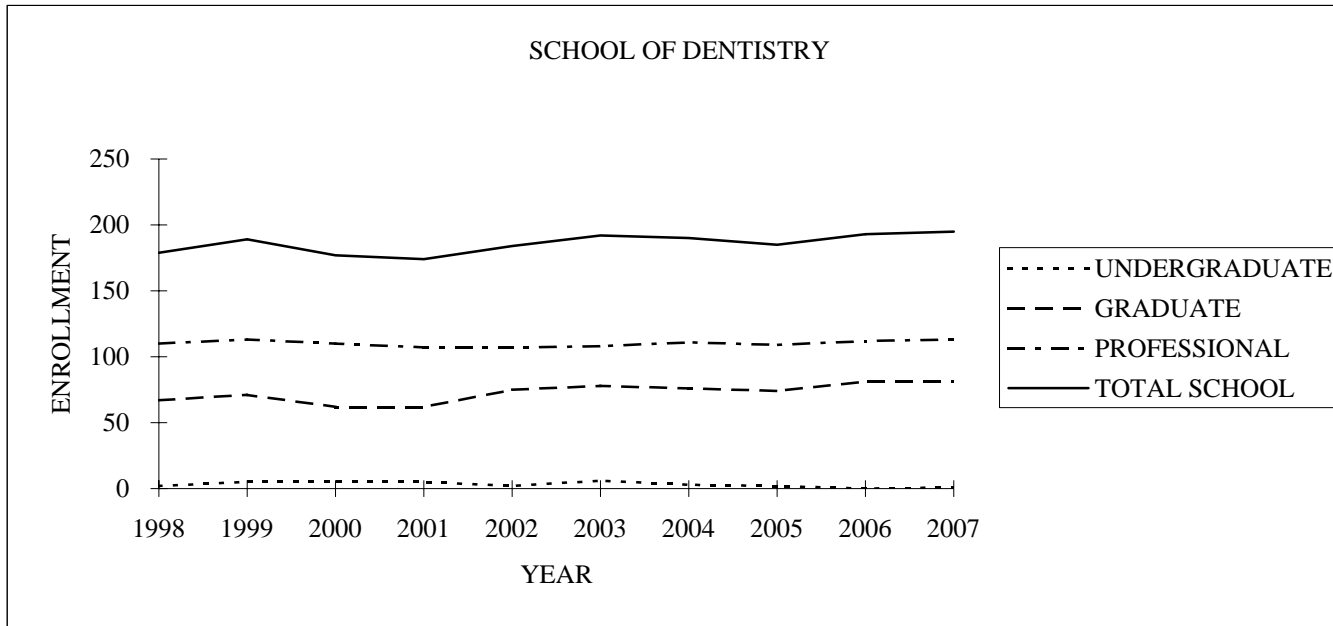
COLLEGE OF ARTS & SCIENCES-SUMMER

	1998	1999	2000	2001	2002	2003	2004	2005	2006	2007
UNDERGRADUATE	6,094	6,433	6,616	6,823	7,391	7,378	6,987	6,269	6,062	5,996
GRADUATE	1,291	1,219	1,222	1,229	1,283	1,208	1,231	1,289	1,273	1,279
TOTAL COLLEGE	7,385	7,652	7,838	8,052	8,674	8,586	8,218	7,558	7,335	7,275
TOTAL UNIV.	14,362	14,716	14,794	14,987	15,041	15,698	15,888	15,388	14,561	14,341



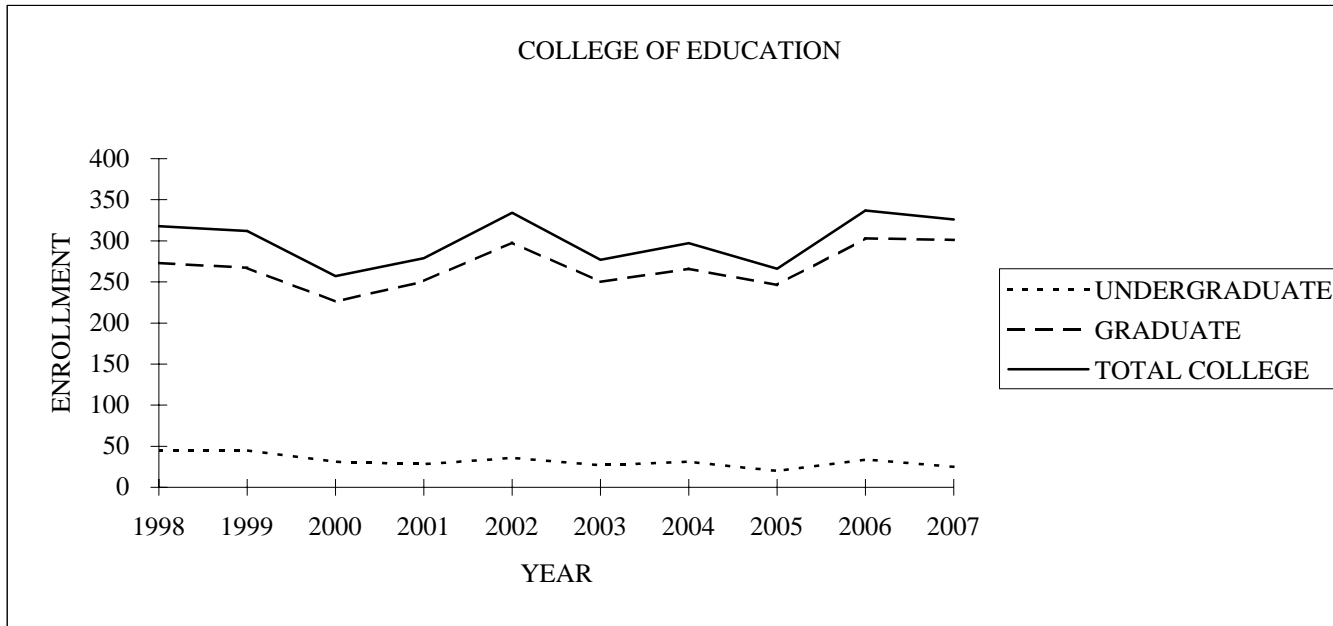
**SCHOOL OF BUSINESS ADMINISTRATION-SUMMER**

	1998	1999	2000	2001	2002	2003	2004	2005	2006	2007
UNDERGRADUATE	718	720	715	699	678	656	593	546	464	486
GRADUATE	207	206	223	254	241	244	240	214	192	222
TOTAL SCHOOL	925	926	938	953	919	900	833	760	656	708
TOTAL UNIV.	14,362	14,716	14,794	14,987	15,041	15,698	15,888	15,388	14,561	14,341



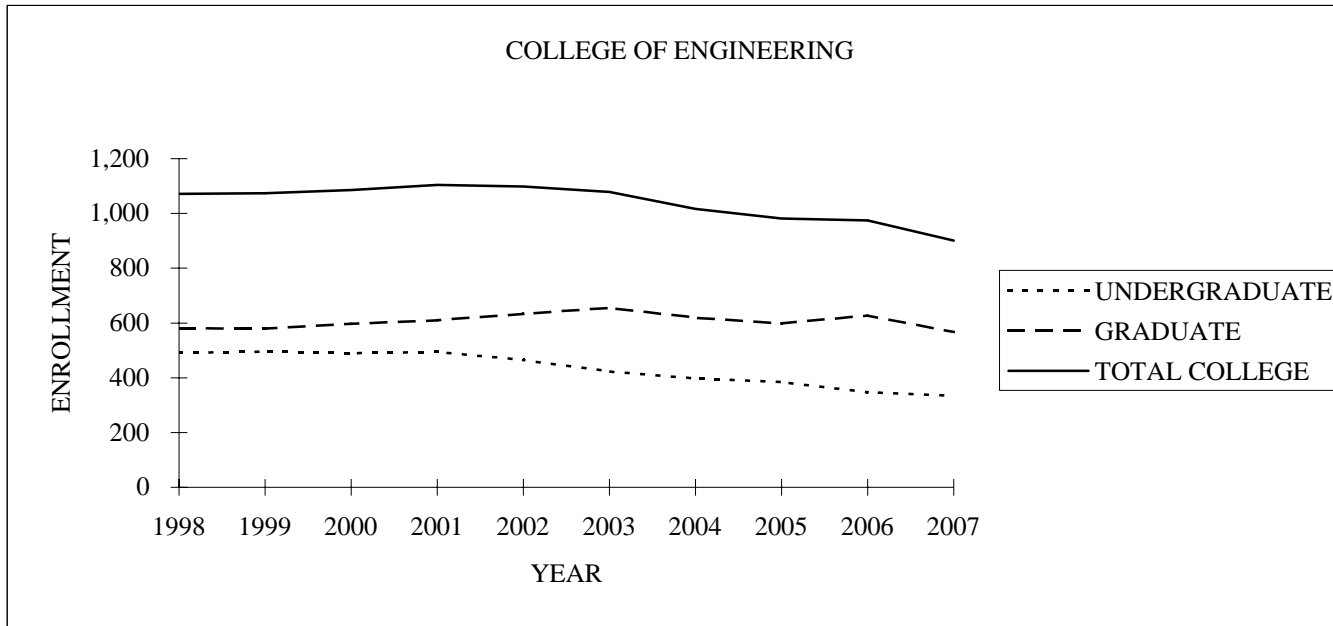
**SCHOOL OF DENTISTRY-SUMMER**

	1998	1999	2000	2001	2002	2003	2004	2005	2006	2007
UNDERGRADUATE	2	5	5	5	2	6	3	2		1
GRADUATE	67	71	62	62	75	78	76	74	81	81
PROFESSIONAL	110	113	110	107	107	108	111	109	112	113
TOTAL SCHOOL	179	189	177	174	184	192	190	185	193	195
TOTAL UNIV.	14,362	14,716	14,794	14,987	15,041	15,698	15,888	15,388	14,561	14,341



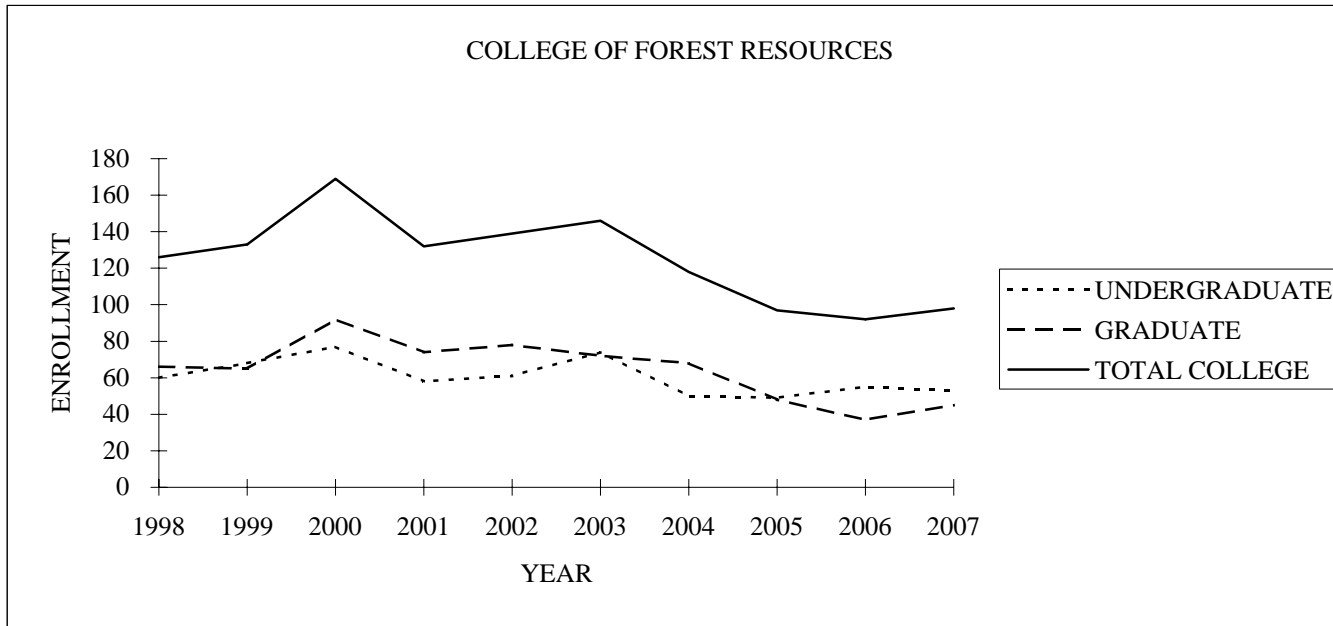
**COLLEGE OF EDUCATION-SUMMER**

	1998	1999	2000	2001	2002	2003	2004	2005	2006	2007
UNDERGRADUATE	45	45	31	28	36	27	31	20	34	25
GRADUATE	273	267	226	251	298	250	266	246	303	301
TOTAL COLLEGE	318	312	257	279	334	277	297	266	337	326
TOTAL UNIV	14,362	14,716	14,794	14,987	15,041	15,698	15,888	15,388	14,561	14,341



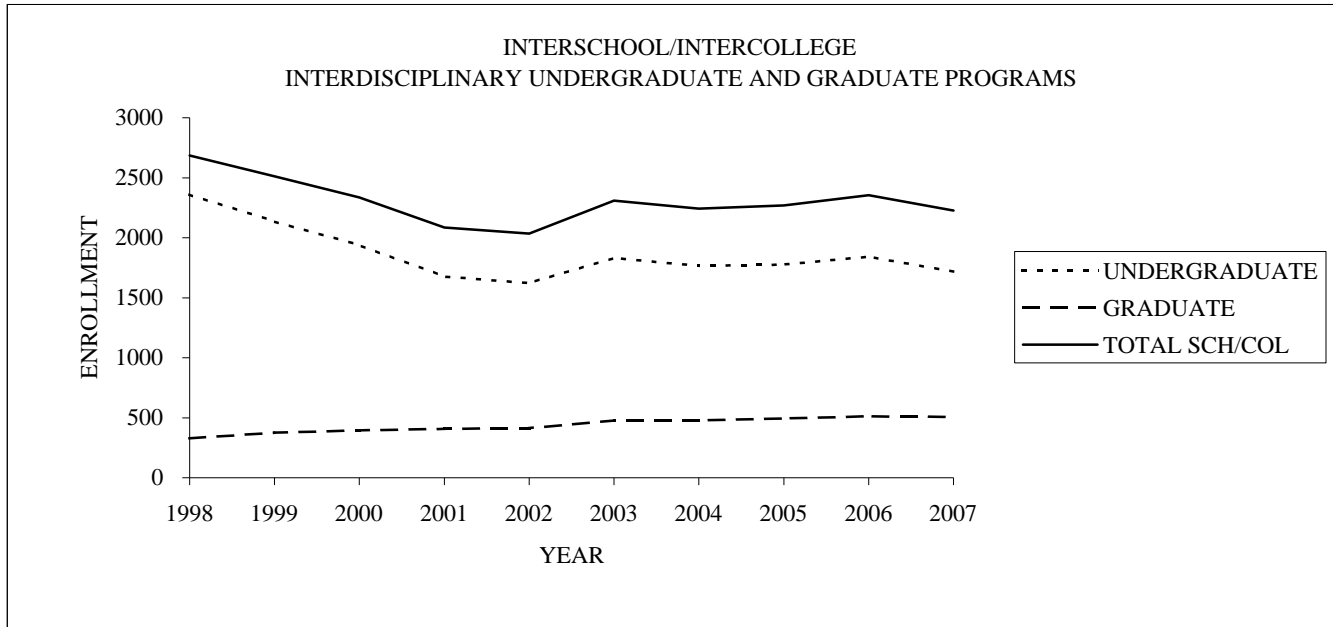
**COLLEGE OF ENGINEERING-SUMMER**

	1998	1999	2000	2001	2002	2003	2004	2005	2006	2007
UNDERGRADUATE	491	495	489	494	465	423	397	384	347	334
GRADUATE	581	579	597	610	633	656	619	598	628	567
TOTAL COLLEGE	1,072	1,074	1,086	1,104	1,098	1,079	1,016	982	975	901
TOTAL UNIV	14,362	14,716	14,794	14,987	15,041	15,698	15,888	15,388	14,561	14,341



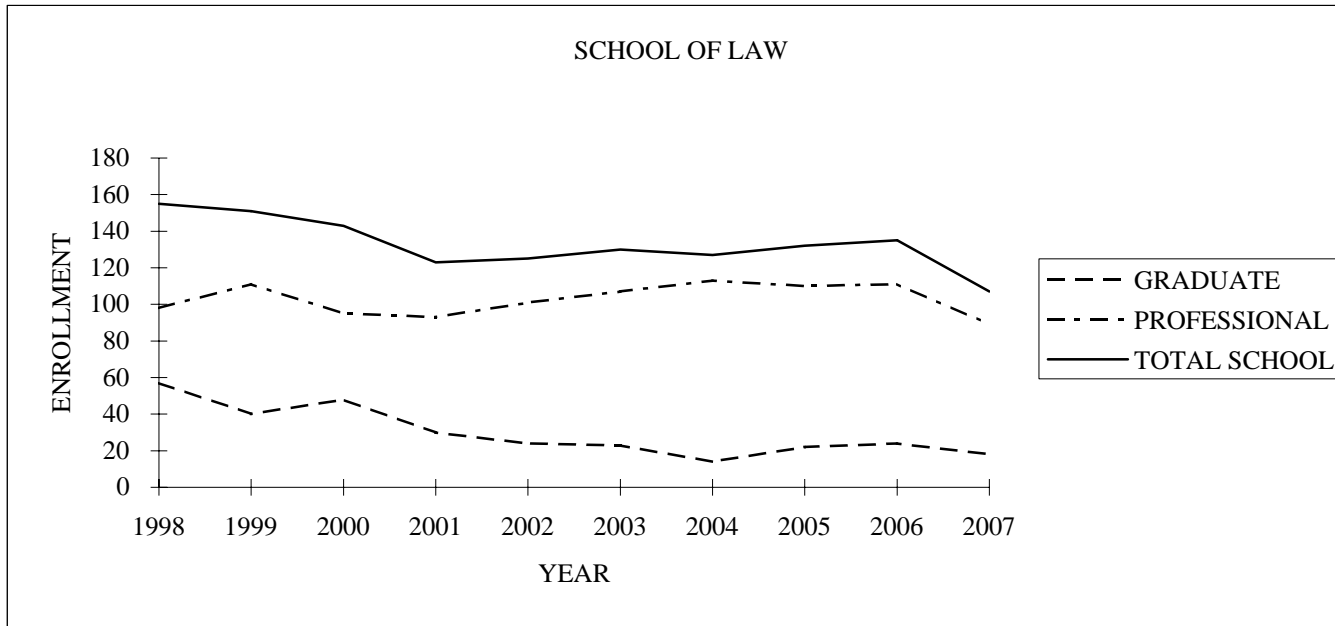
**COLLEGE OF FOREST RESOURCES-SUMMER**

	1998	1999	2000	2001	2002	2003	2004	2005	2006	2007
UNDERGRADUATE	60	68	77	58	61	74	50	49	55	53
GRADUATE	66	65	92	74	78	72	68	48	37	45
TOTAL COLLEGE	126	133	169	132	139	146	118	97	92	98
TOTAL UNIV.	14,362	14,716	14,794	14,987	15,041	15,698	15,888	15,388	14,561	14,341



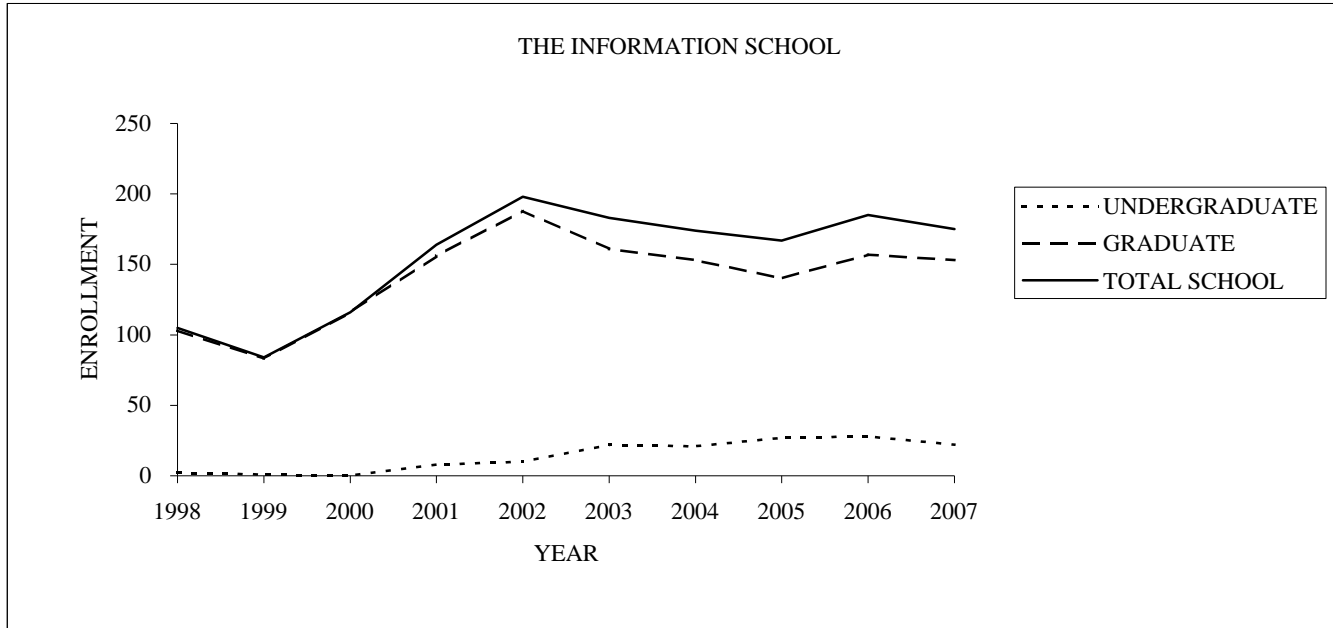
INTERDISCIPLINARY PROGRAMS/INTERSCHOOL OR INTERCOLLEGE-SUMMER

	1998	1999	2000	2001	2002	2003	2004	2005	2006	2007
UNDERGRADUATE	2359	2135	1940	1678	1621	1832	1766	1776	1842	1718
GRADUATE	327	376	395	407	414	477	477	494	513	508
TOTAL SCH/COL	2,686	2,511	2,335	2,085	2,035	2,309	2,243	2,270	2,355	2,226
TOTAL UNIV.	14,362	14,716	14,794	14,987	15,041	15,698	15,888	15,388	14,561	14,341



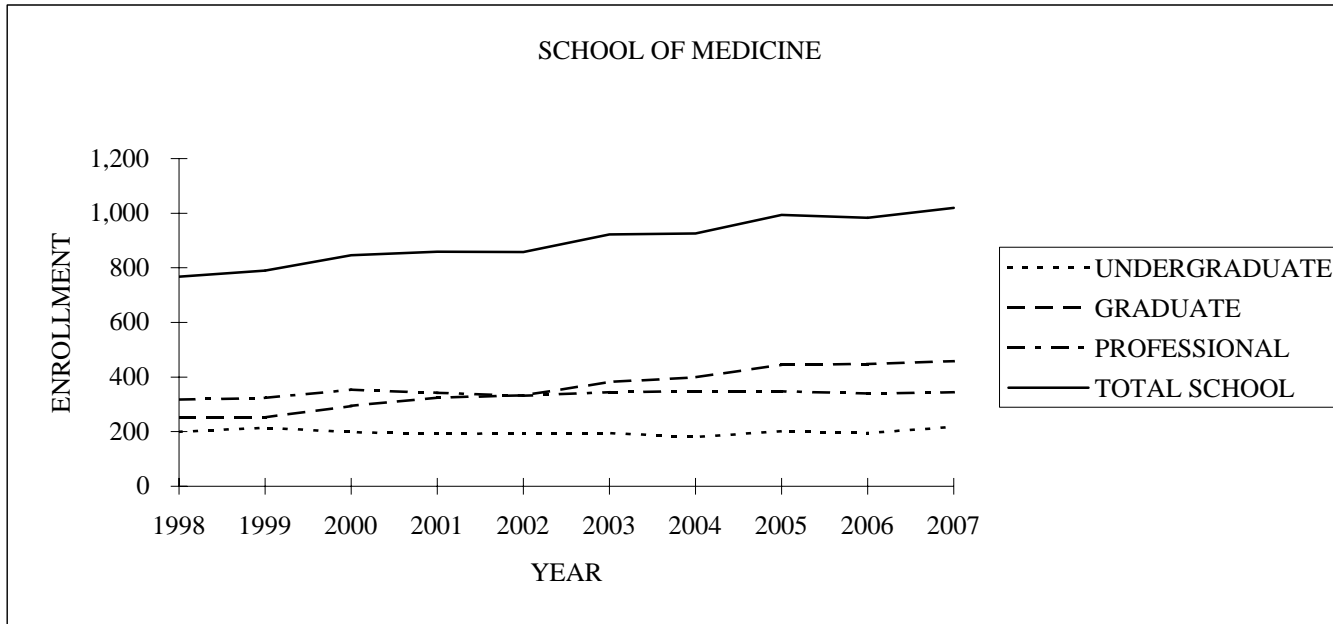
SCHOOL OF LAW-SUMMER

	1998	1999	2000	2001	2002	2003	2004	2005	2006	2007
GRADUATE	57	40	48	30	24	23	14	22	24	18
PROFESSIONAL	98	111	95	93	101	107	113	110	111	89
TOTAL SCHOOL	155	151	143	123	125	130	127	132	135	107
TOTAL UNIV.	14,362	14,716	14,794	14,987	15,041	15,698	15,888	15,388	14,561	14,341



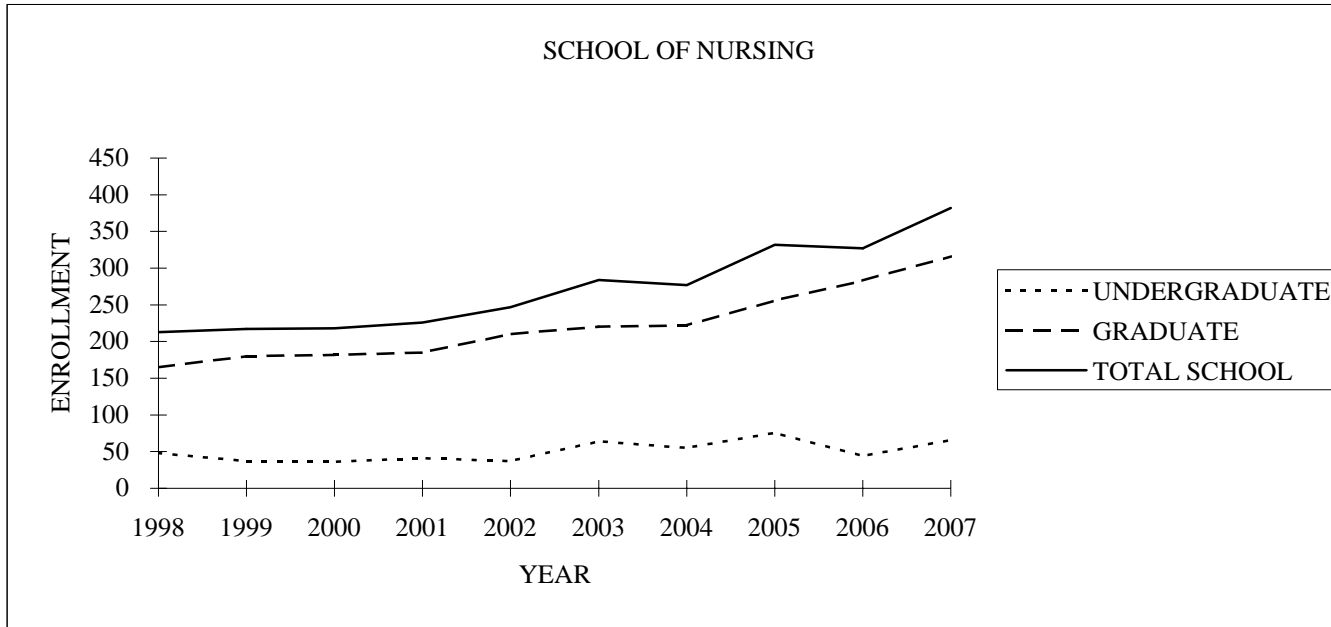
THE INFORMATION SCHOOL-SUMMER

	1998	1999	2000	2001	2002	2003	2004	2005	2006	2007
UNDERGRADUATE	2	1		8	10	22	21	27	28	22
GRADUATE	103	83	116	156	188	161	153	140	157	153
TOTAL SCHOOL	105	84	116	164	198	183	174	167	185	175
TOTAL UNIV.	14,362	14,716	14,794	14,987	15,041	15,698	15,888	15,388	14,561	14,341



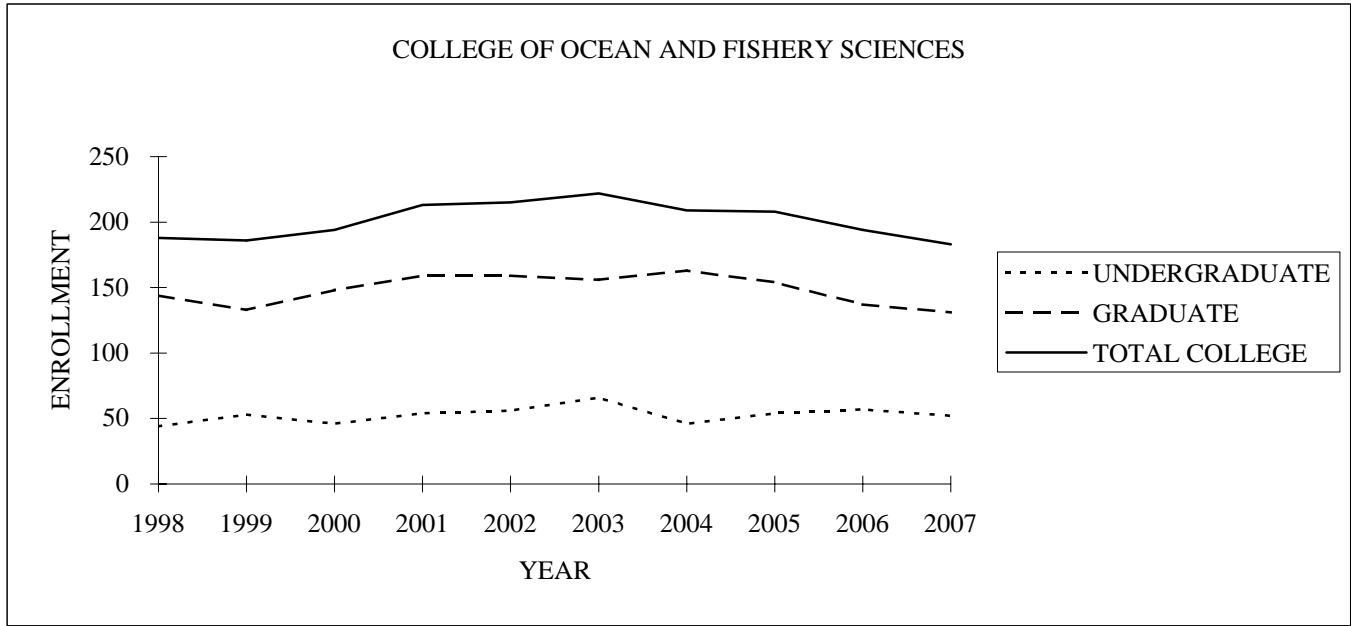
SCHOOL OF MEDICINE-SUMMER

	1998	1999	2000	2001	2002	2003	2004	2005	2006	2007
UNDERGRADUATE	199	215	198	192	193	195	180	201	195	218
GRADUATE	252	252	294	325	333	382	398	445	448	458
PROFESSIONAL	317	323	354	342	332	345	348	348	340	344
TOTAL SCHOOL	768	790	846	859	858	922	926	994	983	1,020
TOTAL UNIV.	14,362	14,716	14,794	14,987	15,041	15,698	15,888	15,388	14,561	14,341



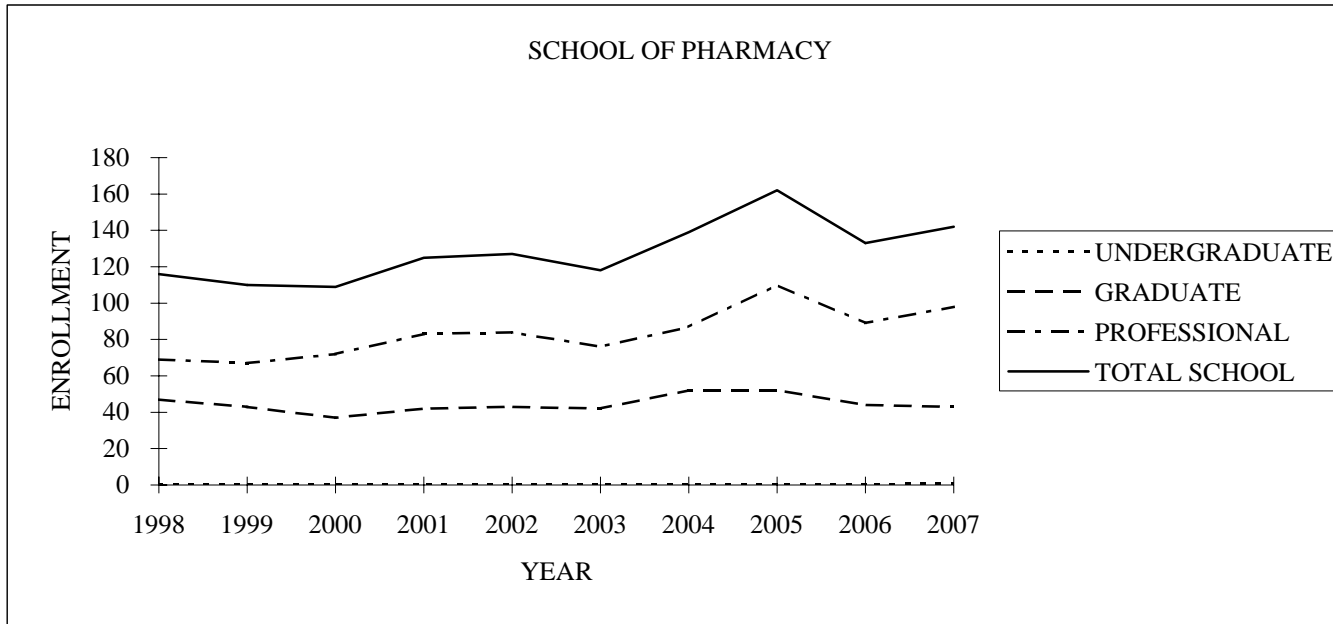
SCHOOL OF NURSING-SUMMER

	1998	1999	2000	2001	2002	2003	2004	2005	2006	2007
UNDERGRADUATE	48	37	36	41	37	64	55	76	44	66
GRADUATE	165	180	182	185	210	220	222	256	283	316
TOTAL SCHOOL	213	217	218	226	247	284	277	332	327	382
TOTAL UNIV.	14,362	14,716	14,794	14,987	15,041	15,698	15,888	15,388	14,561	14,341



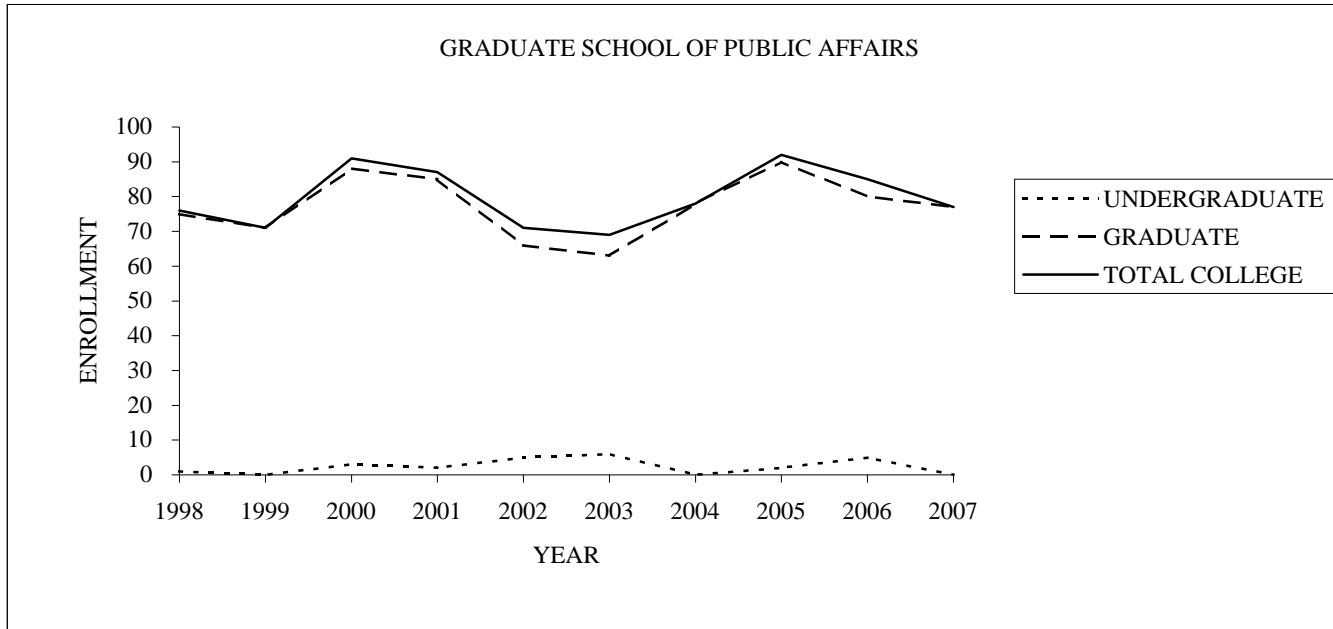
COLLEGE OF OCEAN AND FISHERY SCIENCES-SUMMER

	1998	1999	2000	2001	2002	2003	2004	2005	2006	2007
UNDERGRADUATE	44	53	46	54	56	66	46	54	57	52
GRADUATE	144	133	148	159	159	156	163	154	137	131
TOTAL COLLEGE	188	186	194	213	215	222	209	208	194	183
TOTAL UNIV.	14,362	14,716	14,794	14,987	15,041	15,698	15,888	15,388	14,561	14,341



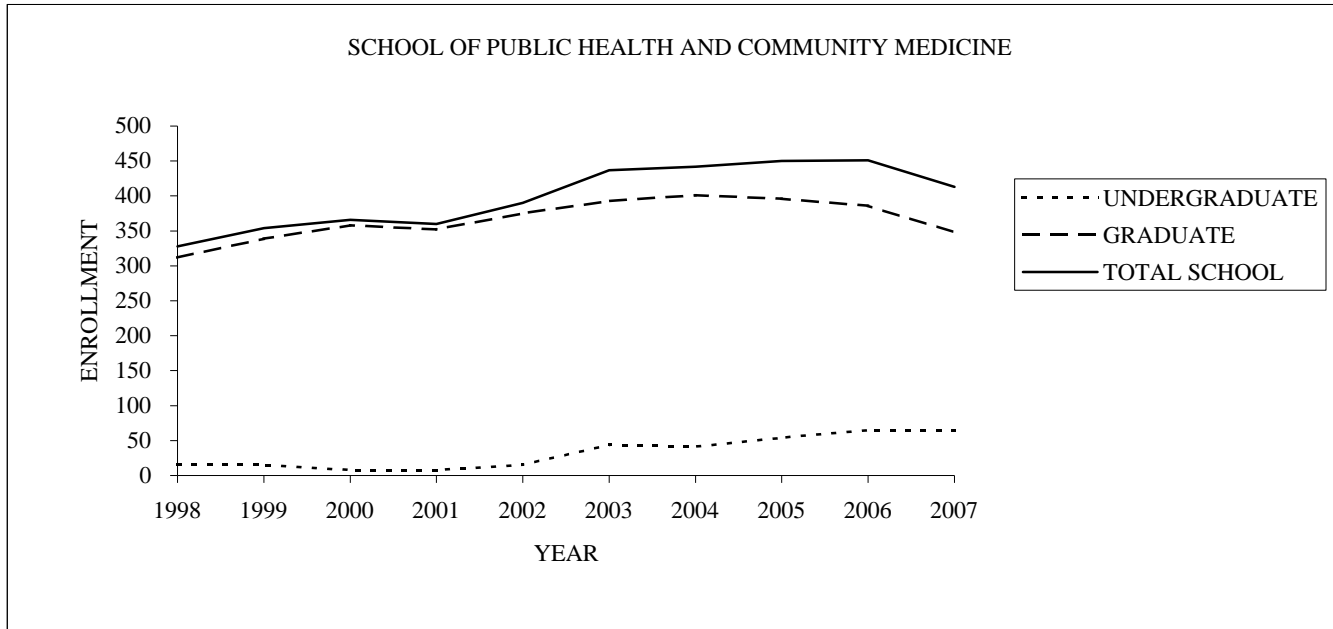
**SCHOOL OF PHARMACY-SUMMER**

	1998	1999	2000	2001	2002	2003	2004	2005	2006	2007
UNDERGRADUATE										1
GRADUATE	47	43	37	42	43	42	52	52	44	43
PROFESSIONAL	69	67	72	83	84	76	87	110	89	98
TOTAL SCHOOL	116	110	109	125	127	118	139	162	133	142
TOTAL UNIV.	14,362	14,716	14,794	14,987	15,041	15,698	15,888	15,388	14,561	14,341



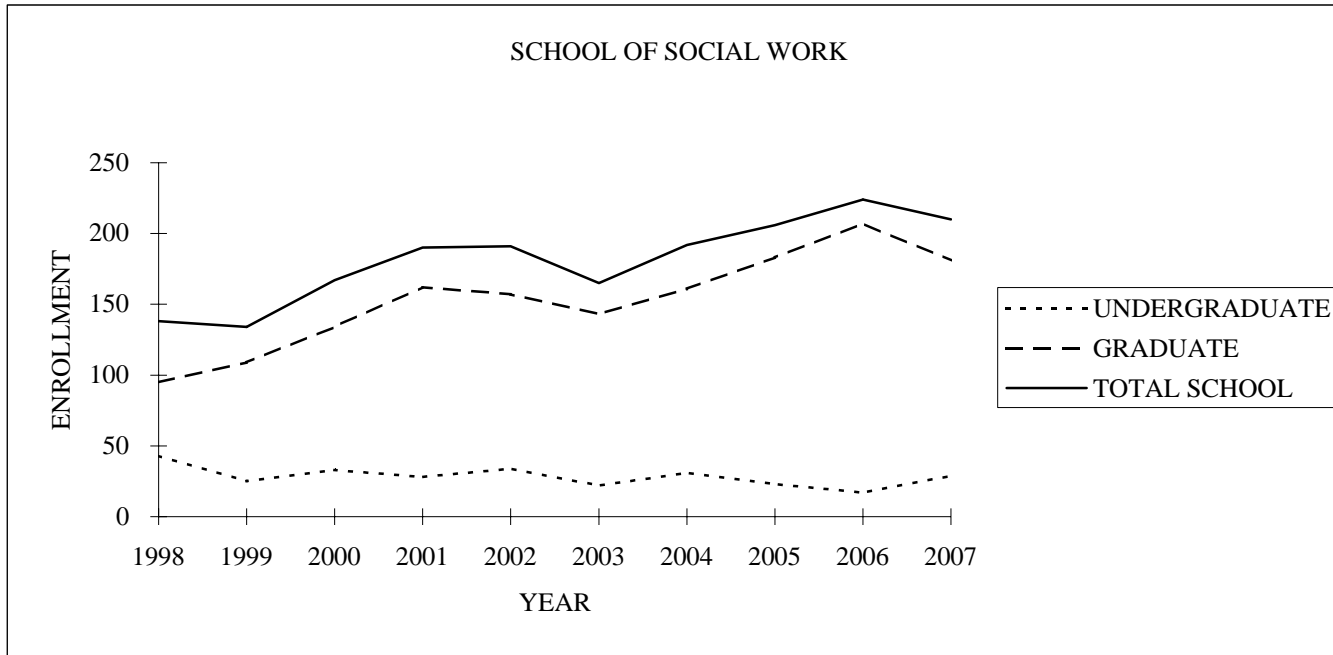
GRADUATE SCHOOL OF PUBLIC AFFAIRS-SUMMER

	1998	1999	2000	2001	2002	2003	2004	2005	2006	2007
UNDERGRADUATE	1		3	2	5	6		2	5	
GRADUATE	75	71	88	85	66	63	78	90	80	77
TOTAL COLLEGE	76	71	91	87	71	69	78	92	85	77
TOTAL UNIV.	14,362	14,716	14,794	14,987	15,041	15,698	15,888	15,388	14,561	14,341



SCHOOL OF PUBLIC HEALTH AND COMMUNITY MEDICINE-SUMMER

	1998	1999	2000	2001	2002	2003	2004	2005	2006	2007
UNDERGRADUATE	16	15	8	8	15	44	41	54	65	65
GRADUATE	312	339	358	352	375	393	401	396	386	348
TOTAL SCHOOL	328	354	366	360	390	437	442	450	451	413
TOTAL UNIV.	14,362	14,716	14,794	14,987	15,041	15,698	15,888	15,388	14,561	14,341



SCHOOL OF SOCIAL WORK-SUMMER

	1998	1999	2000	2001	2002	2003	2004	2005	2006	2007
UNDERGRADUATE	43	25	33	28	34	22	31	23	17	29
GRADUATE	95	109	134	162	157	143	161	183	207	181
TOTAL SCHOOL	138	134	167	190	191	165	192	206	224	210
TOTAL UNIV.	14,362	14,716	14,794	14,987	15,041	15,698	15,888	15,388	14,561	14,341

University of Washington  
Enrollment by New, Continuing and Returning Status  
Bothell Campus

	Freshman		Sophomore		Junior		Senior		Fifth Year		Non-Matriculated		All Undergraduates		Professional		Graduate		Grand Total	
	Male	Female	Male	Female	Male	Female	Male	Female	Male	Female	Male	Female	Male	Female	Male	Female	Male	Female	Male	Female
Continuing	2	0	5	6	56	105	106	120	11	54	1	1	181	286	0	0	36	80	217	366
	2		11		161		226		65		2		467		0	0	116		583	
New	0	0	0	1	13	53	1	1	2	8	8	5	24	68	0	0	1	8	25	76
	0		1		66		2		10		13		92		0	0	9		101	
Returning	0	0	0	0	0	0	2	2	0	0	1	0	3	2	0	0	0	0	3	2
	0		0		0		4		0		1		5		0	0	0		5	
Total	2	0	5	7	69	158	109	123	13	62	10	6	208	356	0	0	37	88	245	444
	2		12		227		232		75		16		564		0	0	125		689	

	Continuing		New		Returning		Total	
	#	%	#	%	#	%	#	%
Freshman	2	0.29%	0	0.00%	0	0.00%	2	0.29%
Sophomore	11	1.60%	1	0.15%	0	0.00%	12	1.74%
Junior	161	23.37%	66	9.58%	0	0.00%	227	32.95%
Senior	226	32.80%	2	0.29%	4	0.58%	232	33.67%
Fifth Year	65	9.43%	10	1.45%	0	0.00%	75	10.89%
Non-Matriculated	2	0.29%	13	1.89%	1	0.15%	16	2.32%
All Undergraduate	467	67.78%	92	13.35%	5	0.73%	564	81.86%
Professional	0	0.00%	0	0.00%	0	0.00%	0	0.00%
Graduate	116	16.84%	9	1.31%	0	0.00%	125	18.14%
Grand Total	583	84.62%	101	14.66%	5	0.73%	689	100.00%

University of Washington  
Ethnic Enrollment  
Bothell Campus

Summer Quarter 2007

	Fresh	Soph	Junior	Senior	N-Mat.	5th Year	Undergrad. Total	Prof.	Grad.	All Students
<b>African-American</b>										
Female	0	0	9	3	0	0	12	0	3	15
Male	0	1	8	4	0	0	13	0	1	14
<b>Total:</b>	<b>0</b>	<b>1</b>	<b>17</b>	<b>7</b>	<b>0</b>	<b>0</b>	<b>25</b>	<b>0</b>	<b>4</b>	<b>29</b>
<b>Asian</b>										
Female	0	2	20	17	0	5	44	0	3	47
Male	2	0	15	23	0	0	40	0	5	45
<b>Total:</b>	<b>2</b>	<b>2</b>	<b>35</b>	<b>40</b>	<b>0</b>	<b>5</b>	<b>84</b>	<b>0</b>	<b>8</b>	<b>92</b>
<b>Caucasian</b>										
Female	0	3	91	65	5	49	213	0	67	280
Male	0	4	32	61	3	10	110	0	22	132
<b>Total:</b>	<b>0</b>	<b>7</b>	<b>123</b>	<b>126</b>	<b>8</b>	<b>59</b>	<b>323</b>	<b>0</b>	<b>89</b>	<b>412</b>
<b>Foreign</b>										
Female	0	0	1	1	0	0	2	0	2	4
Male	0	0	0	1	0	0	1	0	0	1
<b>Total:</b>	<b>0</b>	<b>0</b>	<b>1</b>	<b>2</b>	<b>0</b>	<b>0</b>	<b>3</b>	<b>0</b>	<b>2</b>	<b>5</b>
<b>Hawaiian/Pacific Islander</b>										
Female	0	0	0	2	0	0	2	0	0	2
Male	0	0	0	0	0	0	0	0	0	0
<b>Total:</b>	<b>0</b>	<b>0</b>	<b>0</b>	<b>2</b>	<b>0</b>	<b>0</b>	<b>2</b>	<b>0</b>	<b>0</b>	<b>2</b>
<b>Hispanic</b>										
Female	0	0	7	5	0	1	13	0	1	14
Male	0	0	2	4	0	0	6	0	2	8
<b>Total:</b>	<b>0</b>	<b>0</b>	<b>9</b>	<b>9</b>	<b>0</b>	<b>1</b>	<b>19</b>	<b>0</b>	<b>3</b>	<b>22</b>
<b>Native American</b>										
Female	0	0	4	0	0	2	6	0	1	7
Male	0	0	0	0	0	0	0	0	0	0
<b>Total:</b>	<b>0</b>	<b>0</b>	<b>4</b>	<b>0</b>	<b>0</b>	<b>2</b>	<b>6</b>	<b>0</b>	<b>1</b>	<b>7</b>
<b>Other</b>										
Female	0	2	26	30	1	5	64	0	11	75
Male	0	0	12	16	7	3	38	0	7	45
<b>Total:</b>	<b>0</b>	<b>2</b>	<b>38</b>	<b>46</b>	<b>8</b>	<b>8</b>	<b>102</b>	<b>0</b>	<b>18</b>	<b>120</b>
<b>Campus Total:</b>	<b>2</b>	<b>12</b>	<b>227</b>	<b>232</b>	<b>16</b>	<b>75</b>	<b>564</b>	<b>0</b>	<b>125</b>	<b>689</b>

## Declared Majors by Class Standing Bothell Campus

31-Jan-08

	Freshman		Sophomore		Junior		Senior		5th Year		Non-Matriculate		All Undergraduate		Graduate		Professional		All Students	
	M	F	M	F	M	F	M	F	M	F	M	F	M	F	M	F	M	F	M	F
<b>Bothell Non Matriculated Student</b>											5	3	5	3					5	3
	0		0		0		0		0		8		8		0		0		8	
<b>Business Administration</b>			1		31	26	55	33					87	59					87	59
	0		1		57		88		0		0		146		0		0		146	
<b>Business Administration (Bothell)</b>											2		2	0	26	15			28	15
	0		0		0		0		0		2		2		41		0		43	
<b>Computing &amp; Software Systems</b>					4		21	4	2	1			27	5					27	5
	0		0		4		25		3		0		32		0		0		32	
<b>Education (Bothell Campus)</b>											1	2	1	2	10	43			11	45
	0		0		0		0		0		3		3		53		0		56	
<b>Education (Certificate:Bothell Campus)</b>									9	54			9	54					9	54
	0		0		0		0		63		0		63		0		0		63	
<b>Environmental Science - Bothell Campus</b>									1				1	0					1	0
	0		0		0		0		1		0		1		0		0		1	
<b>Interdisciplinary Studies</b>			1		4	6							5	6					5	6
	0		1		10		0		0		0		11		0		0		11	
<b>Interdisciplinary Studies (AMS)</b>				1	1		3	3					4	4					4	4
	0		1		1		6		0		0		8		0		0		8	
<b>Interdisciplinary Studies (CLA)</b>					1	7	6	8					7	15					7	15
	0		0		8		14		0		0		22		0		0		22	

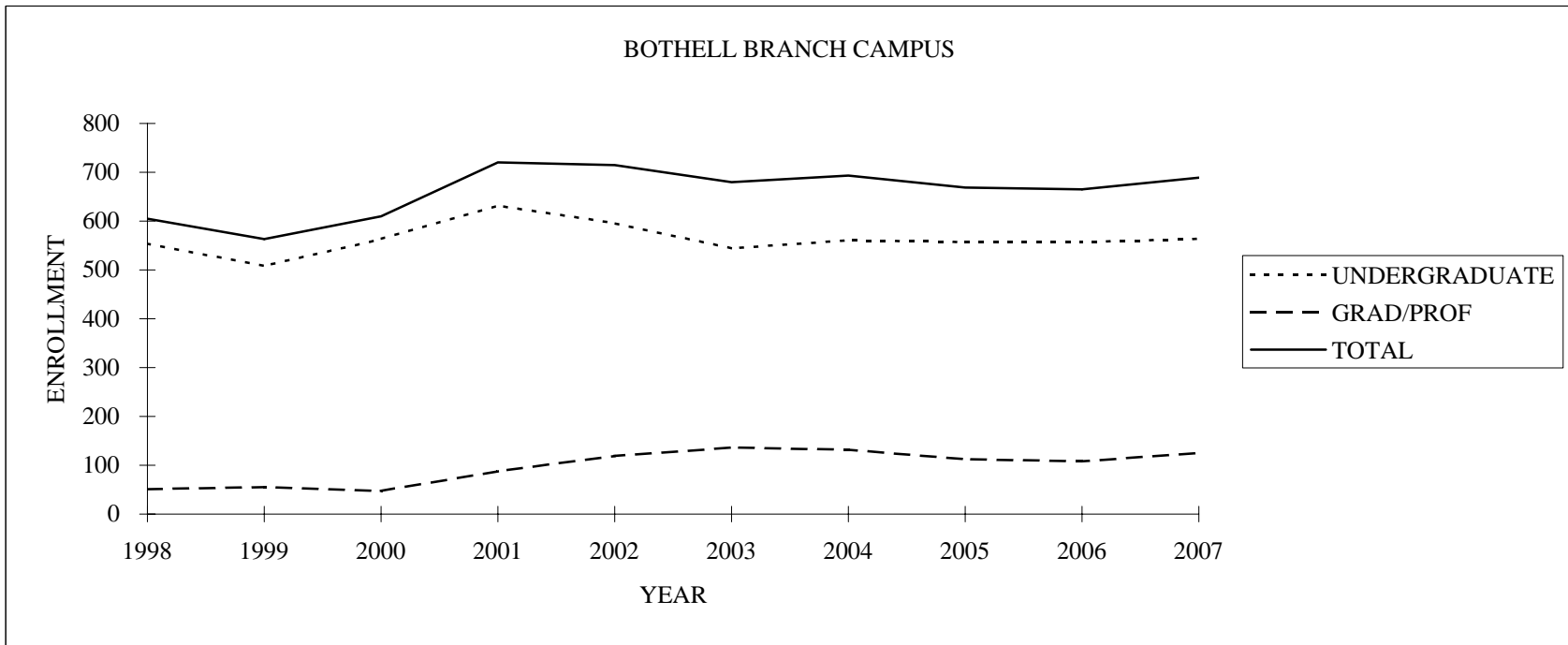
Note: Students with Double- or Triple-Majors are counted once in each major declared.

## Declared Majors by Class Standing Bothell Campus

31-Jan-08

	Freshman		Sophomore		Junior		Senior		5th Year		Non-Matriculate		All Undergraduate		Graduate		Professional		All Students	
	M	F	M	F	M	F	M	F	M	F	M	F	M	F	M	F	M	F	M	F
<b>Interdisciplinary Studies (CP)</b>					2	19	2	7					4	26					4	26
	0		0		21		9		0		0		30		0		0		30	
<b>Interdisciplinary Studies (Global St)</b>					7	8	2	6					9	14					9	14
	0		0		15		8		0		0		23		0		0		23	
<b>Interdisciplinary Studies (SEB)</b>					4	17	12	37					16	54					16	54
	0		0		21		49		0		0		70		0		0		70	
<b>Interdisciplinary Studies (STE)</b>					3	4	3	3					6	7					6	7
	0		0		7		6		0		0		13		0		0		13	
<b>Nursing (Bothell Campus)</b>				1	11	66	4	21	1	7		1	16	96		19			16	115
	0		1		77		25		8		1		112		19		0		131	
<b>Policy Studies (Bothell Campus)</b>													0	0	1	9			1	9
	0		0		0		0		0		0		0		10		0		10	
<b>Pre Nursing (Bothell)</b>					1	4							1	4					1	4
	0		0		5		0		0		0		5		0		0		5	
<b>Premajor (Bothell Campus)</b>	2		3	3									5	3					5	3
	2		6		0		0		0		0		8		0		0		8	
<b>Visiting from Seattle Campus</b>				2			1	2			2		3	4		2			3	6
	0		2		0		3		0		2		7		2		0		9	
<b>Visiting from Tacoma Campus</b>						1							0	1					0	1
	0		0		1		0		0		0		1		0		0		1	

Note: Students with Double- or Triple-Majors are counted once in each major declared.



**BOTHELL BRANCH CAMPUS - SUMMER**

	1998	1999	2000	2001	2002	2003	2004	2005	2006	2007
UNDERGRADUATE	554	508	563	632	596	544	561	557	557	564
GRAD/PROF	51	55	47	88	119	136	132	112	108	125
TOTAL	605	563	610	720	715	680	693	669	665	689

University of Washington  
Enrollment by New, Continuing and Returning Status  
Tacoma Campus

	Freshman		Sophomore		Junior		Senior		Fifth Year		Non-Matriculated		All Undergraduates		Professional		Graduate		Grand Total		
	Male	Female	Male	Female	Male	Female	Male	Female	Male	Female	Male	Female	Male	Female	Male	Female	Male	Female	Male	Female	
Continuing	1	1	3	9	54	122	97	178	0	1	1	5	4	156	315	0	0	57	137	213	452
	2		12		176		275		1			5		471		0		194		665	
New	0	0	0	0	2	21	0	0	0	0	3	5	5	26	0	0	9	58	14	84	
	0		0		23		0		0		8		31		0		67		98		
Returning	0	0	0	0	3	3	0	0	0	0	0	0	3	3	0	0	0	0	3	3	
	0		0		6		0		0		0		6		0		0		6		
Total	1	1	3	9	59	146	97	178	0	1	1	9	9	164	344	0	0	66	195	230	539
	2		12		205		275		1			13		508		0		261		769	

	Continuing		New		Returning		Total	
	#	%	#	%	#	%	#	%
Freshman	2	0.26%	0	0.00%	0	0.00%	2	0.26%
Sophomore	12	1.56%	0	0.00%	0	0.00%	12	1.56%
Junior	176	22.89%	23	2.99%	6	0.78%	205	26.66%
Senior	275	35.76%	0	0.00%	0	0.00%	275	35.76%
Fifth Year	1	0.13%	0	0.00%	0	0.00%	1	0.13%
Non-Matriculated	5	0.65%	8	1.04%	0	0.00%	13	1.69%
All Undergraduate	471	61.25%	31	4.03%	6	0.78%	508	66.06%
Professional	0	0.00%	0	0.00%	0	0.00%	0	0.00%
Graduate	194	25.23%	67	8.71%	0	0.00%	261	33.94%
Grand Total	665	86.48%	98	12.74%	6	0.78%	769	100.00%

University of Washington  
Ethnic Enrollment  
Tacoma Campus

Summer Quarter 2007

	Fresh	Soph	Junior	Senior	N-Mat.	5th Year	Undergrad. Total	Prof.	Grad.	All Students
<b>African-American</b>										
Female	0	2	12	14	2	0	30	0	5	35
Male	0	0	4	8	0	0	12	0	5	17
<b>Total:</b>	<b>0</b>	<b>2</b>	<b>16</b>	<b>22</b>	<b>2</b>	<b>0</b>	<b>42</b>	<b>0</b>	<b>10</b>	<b>52</b>
<b>Asian</b>										
Female	0	2	15	14	0	0	31	0	9	40
Male	1	1	4	10	0	0	16	0	7	23
<b>Total:</b>	<b>1</b>	<b>3</b>	<b>19</b>	<b>24</b>	<b>0</b>	<b>0</b>	<b>47</b>	<b>0</b>	<b>16</b>	<b>63</b>
<b>Caucasian</b>										
Female	1	4	89	118	6	1	219	0	133	352
Male	0	2	33	58	4	0	97	0	36	133
<b>Total:</b>	<b>1</b>	<b>6</b>	<b>122</b>	<b>176</b>	<b>10</b>	<b>1</b>	<b>316</b>	<b>0</b>	<b>169</b>	<b>485</b>
<b>Foreign</b>										
Female	0	0	1	0	0	0	1	0	0	1
Male	0	0	0	0	0	0	0	0	0	0
<b>Total:</b>	<b>0</b>	<b>0</b>	<b>1</b>	<b>0</b>	<b>0</b>	<b>0</b>	<b>1</b>	<b>0</b>	<b>0</b>	<b>1</b>
<b>Hawaiian/Pacific Islander</b>										
Female	0	0	1	2	0	0	3	0	1	4
Male	0	0	2	1	0	0	3	0	0	3
<b>Total:</b>	<b>0</b>	<b>0</b>	<b>3</b>	<b>3</b>	<b>0</b>	<b>0</b>	<b>6</b>	<b>0</b>	<b>1</b>	<b>7</b>
<b>Hispanic</b>										
Female	0	1	9	8	1	0	19	0	18	37
Male	0	0	7	2	0	0	9	0	2	11
<b>Total:</b>	<b>0</b>	<b>1</b>	<b>16</b>	<b>10</b>	<b>1</b>	<b>0</b>	<b>28</b>	<b>0</b>	<b>20</b>	<b>48</b>
<b>Native American</b>										
Female	0	0	3	2	0	0	5	0	3	8
Male	0	0	0	3	0	0	3	0	0	3
<b>Total:</b>	<b>0</b>	<b>0</b>	<b>3</b>	<b>5</b>	<b>0</b>	<b>0</b>	<b>8</b>	<b>0</b>	<b>3</b>	<b>11</b>
<b>Other</b>										
Female	0	0	16	20	0	0	36	0	26	62
Male	0	0	9	15	0	0	24	0	16	40
<b>Total:</b>	<b>0</b>	<b>0</b>	<b>25</b>	<b>35</b>	<b>0</b>	<b>0</b>	<b>60</b>	<b>0</b>	<b>42</b>	<b>102</b>
<b>Campus Total:</b>	<b>2</b>	<b>12</b>	<b>205</b>	<b>275</b>	<b>13</b>	<b>1</b>	<b>508</b>	<b>0</b>	<b>261</b>	<b>769</b>

## Declared Majors by Class Standing Tacoma Campus

31-Jan-08

	Freshman		Sophomore		Junior		Senior		5th Year		Non-Matriculate		All Undergraduate		Graduate		Professional		All Students	
	M	F	M	F	M	F	M	F	M	F	M	F	M	F	M	F	M	F	M	F
<b>Accounting</b>				1	4	4	12	12					16	17					16	17
	0		1		8		24		0		0		33		0		0		33	
<b>Business Administration</b>					1	2	10	8					11	10					11	10
	0		0		3		18		0		0		21		0		0		21	
<b>Business Administration (Finance)</b>					1	2	2	4					3	6					3	6
	0		0		3		6		0		0		9		0		0		9	
<b>Business Administration (Management)</b>					4	1	5	3					9	4					9	4
	0		0		5		8		0		0		13		0		0		13	
<b>Business Administration (Marketing)</b>					1	3	3	4					4	7					4	7
	0		0		4		7		0		0		11		0		0		11	
<b>Computer Engineering and Systems</b>					1								1	0					1	0
	0		0		1		0		0		0		1		0		0		1	
<b>Computing &amp; Software Systems</b>					2		11						13	0	3	2			16	2
	0		0		2		11		0		0		13		5		0		18	
<b>Education (Tacoma Campus)</b>											1	3	1	3	21	104			22	107
	0		0		0		0		0		4		4		125		0		129	
<b>Environmental Science - Tacoma Campus</b>					1		3	6					3	7					3	7
	0		0		1		9		0		0		10		0		0		10	
<b>Interdisciplinary Arts &amp; Sciences</b>				1	10	27	8	17					18	45					18	45
	0		1		37		25		0		0		63		0		0		63	

Note: Students with Double- or Triple-Majors are counted once in each major declared.

## Declared Majors by Class Standing Tacoma Campus

31-Jan-08

	Freshman		Sophomore		Junior		Senior		5th Year		Non-Matriculate		All Undergraduate		Graduate		Professional		All Students	
	M	F	M	F	M	F	M	F	M	F	M	F	M	F	M	F	M	F	M	F
<b>Interdisciplinary Arts &amp; Sciences (AMC)</b>					1	2	1	4					2	6					2	6
	0		0		3		5		0		0		8		0		0		8	
<b>Interdisciplinary Arts &amp; Sciences (AS)</b>					1		2	4					3	4					3	4
	0		0		1		6		0		0		7		0		0		7	
<b>Interdisciplinary Arts &amp; Sciences (COMM)</b>				2	2	12	9	4					11	18					11	18
	0		2		14		13		0		0		29		0		0		29	
<b>Interdisciplinary Arts &amp; Sciences (EGL)</b>							1	2					1	2					1	2
	0		0		0		3		0		0		3		0		0		3	
<b>Interdisciplinary Arts &amp; Sciences (EST)</b>							2						2	0					2	0
	0		0		0		2		0		0		2		0		0		2	
<b>Interdisciplinary Arts &amp; Sciences (GLBS)</b>					1	2	1	5					2	7					2	7
	0		0		3		6		0		0		9		0		0		9	
<b>Interdisciplinary Arts &amp; Sciences (GS)</b>					1	3	1	13					2	16					2	16
	0		0		4		14		0		0		18		0		0		18	
<b>Interdisciplinary Arts &amp; Sciences (PE)</b>					1		5	3					6	3					6	3
	0		0		1		8		0		0		9		0		0		9	
<b>Interdisciplinary Arts &amp; Sciences (PSY)</b>				1	3	4	3	21					6	26					6	26
	0		1		7		24		0		0		32		0		0		32	
<b>Interdisciplinary Arts &amp; Sciences (PV)</b>					3	5	2	1					5	6					5	6
	0		0		8		3		0		0		11		0		0		11	

Note: Students with Double- or Triple-Majors are counted once in each major declared.

## Declared Majors by Class Standing Tacoma Campus

31-Jan-08

	Freshman		Sophomore		Junior		Senior		5th Year		Non-Matriculate		All Undergraduate		Graduate		Professional		All Students	
	M	F	M	F	M	F	M	F	M	F	M	F	M	F	M	F	M	F	M	F
<b>Interdisciplinary Arts &amp; Sciences (SS)</b>					4	20	9	30					13	50					13	50
	0		0		24		39		0		0		63		0		0		63	
<b>Interdisciplinary Studies</b>													0	0	2	10			2	10
	0		0		0		0		0		0		0		12		0		12	
<b>Nonmatriculated - Tacoma</b>											3	4	3	4					3	4
	0		0		0		0		0		7		7		0		0		7	
<b>Nursing (Tacoma Campus)</b>					4	53	1	14				1	5	68	1	19			6	87
	0		0		57		15		0		1		73		20		0		93	
<b>Pre Computing and Software Sys (Tacoma)</b>					4	1							4	1					4	1
	0		0		5		0		0		0		5		0		0		5	
<b>Pre Nursing (Tacoma)</b>					1	1		1					1	2					1	2
	0		0		2		1		0		0		3		0		0		3	
<b>Premajor (Tacoma Campus)</b>	1	1	3	4									4	5					4	5
	2		7		0		0		0		0		9		0		0		9	
<b>Social Welfare (Tacoma)</b>					3	3	1	14					4	17					4	17
	0		0		6		15		0		0		21		0		0		21	
<b>Social Work - Advanced Standing (Tacoma)</b>													0	0		1			0	1
	0		0		0		0		0		0		0		1		0		1	
<b>Social Work (Tacoma Campus)</b>													0	0	12	49			12	49
	0		0		0		0		0		0		0		61		0		61	

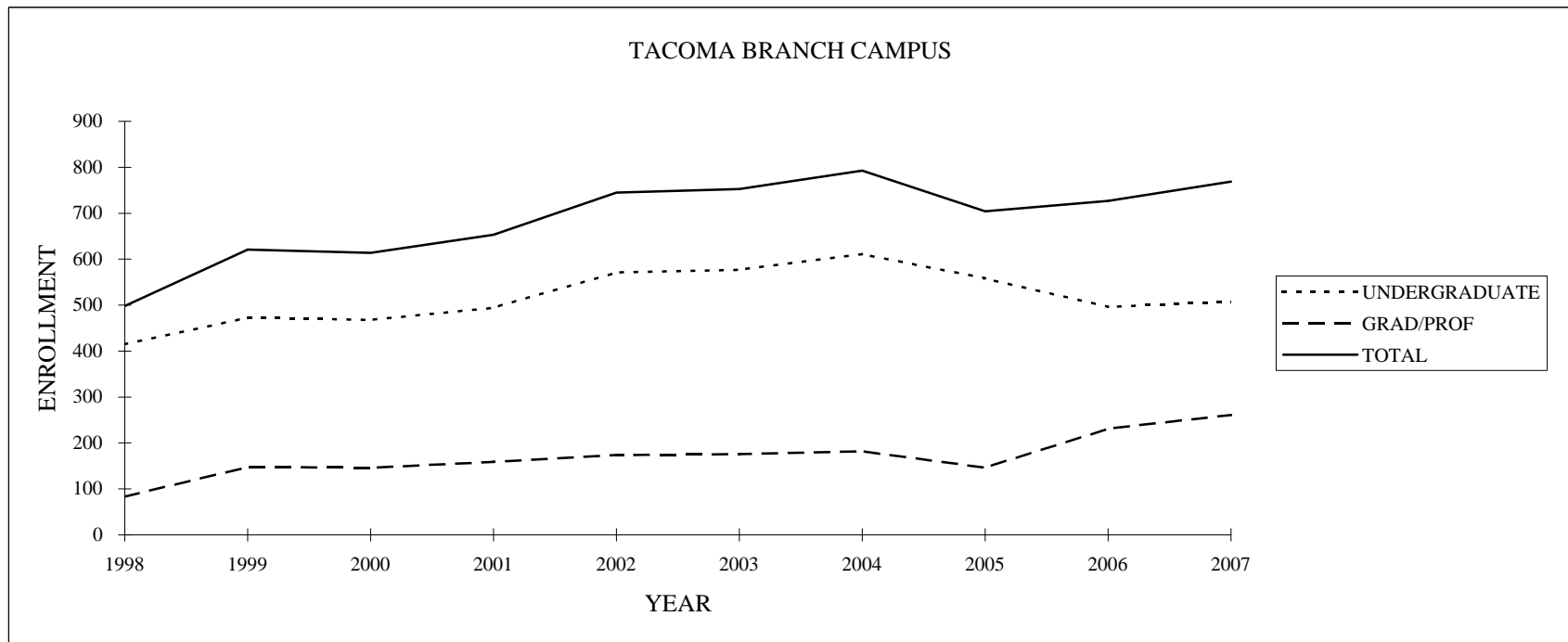
Note: Students with Double- or Triple-Majors are counted once in each major declared.

## Declared Majors by Class Standing Tacoma Campus

31-Jan-08

	Freshman		Sophomore		Junior		Senior		5th Year		Non-Matriculate		All Undergraduate		Graduate		Professional		All Students		
	M	F	M	F	M	F	M	F	M	F	M	F	M	F	M	F	M	F	M	F	
<b>Tacoma Dual Enrollment</b>					1			1					1	1						1	1
	0		0		1		1		0		0		2		0		0			2	
<b>URBAN STUDIES</b>					6		4	5		1			10	6						10	6
	0		0		6		9		1		0		16		0		0			16	
<b>UW Tacoma Master of Business Admin</b>													0	0	27	10				27	10
	0		0		0		0		0		0		0		37		0			37	
<b>Visiting from Seattle Campus</b>							1	5			1		1	6						1	6
	0		0		0		6		0		1		7		0		0			7	

Note: Students with Double- or Triple-Majors are counted once in each major declared.



#### TACOMA BRANCH CAMPUS - SUMMER

	1998	1999	2000	2001	2002	2003	2004	2005	2006	2007
UNDERGRADUATE	415	473	468	494	571	577	611	558	496	508
GRAD/PROF	83	148	146	159	174	176	182	146	231	261
TOTAL	498	621	614	653	745	753	793	704	727	769