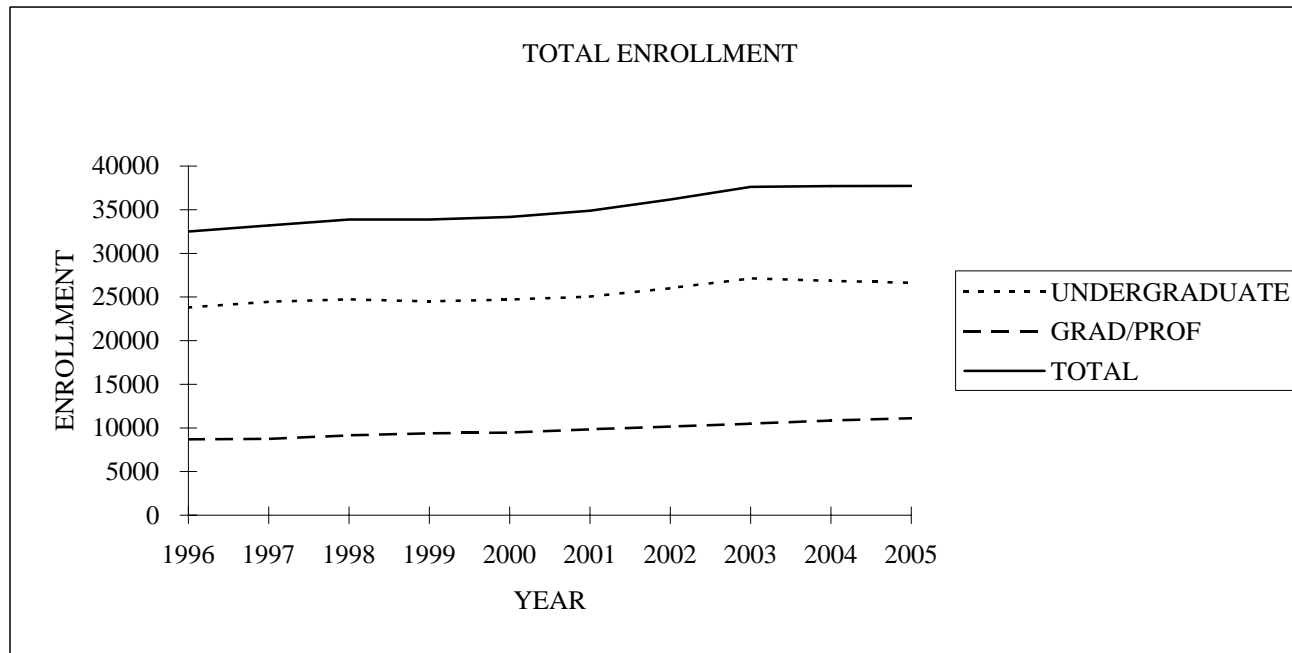


# University of Washington Quarterly Enrollment Profile Winter Quarter 2005



TOTAL ENROLLMENT

	1996	1997	1998	1999	2000	2001	2002	2003	2004	2005
UNDERGRADUATE	23801	24456	24736	24486	24718	25037	26006	27138	26852	26622
GRAD/PROF	8697	8738	9145	9383	9461	9846	10162	10487	10856	11101
TOTAL	32,498	33,194	33,881	33,869	34,179	34,883	36,168	37,625	37,708	37,723

University of Washington  
Quarterly Enrollment Profile for Winter Quarter 2005  
Table of Contents

---

**Seattle Campus**

Current Quarter Statistics

Total Enrollment by New, Continuing, Returning Status	1
Total Enrollment by Ethnic Division	2
Total Enrollment by School or College	3 - 5
Total Enrollment by Major	6 - 64
Foreign Student Enrollment by School or College	65 - 66
Professional Student Enrollment by New, Continuing, Returning Status	67
Credits Instructed by School or College	68

Historical Perspective

Enrollment by Term - 1946 to Present	69
Ethnic Enrollment Trend - 10 Year	70
Undergraduate Enrollment Trend - 10 Year	71
Enrollment Trend by School or College - 10 Year	72 - 88

**Bothell Campus**

Total Enrollment by New, Continuing, Returning Status	89
Total Enrollment by Ethnic Division	90
Total Enrollment by Major	91 - 93
Campus Enrollment Trend - 10 Year	94

**Tacoma Campus**

Total Enrollment by New, Continuing, Returning Status	95
Total Enrollment by Ethnic Division	96
Total Enrollment by Major	97 - 100
Campus Enrollment Trend - 10 Year	101

---

University of Washington  
 Enrollment by New, Continuing and Returning Status  
 Seattle Campus  
 Winter 2005

	Freshman		Sophomore		Junior		Senior		Fifth Year		Non-Matriculated		All Undergraduates		Professional		Graduate		Grand Total	
	Male	Female	Male	Female	Male	Female	Male	Female	Male	Female	Male	Female	Male	Female	Male	Female	Male	Female	Male	Female
Continuing	1947	2328	2260	2425	3246	3339	4434	4299	113	201	547	555	12547	13147	762	998	4338	4730	17647	18875
		4275		4685		6585		8733		314		1102		25694		1760		9068		36522
New	5	2	27	21	152	169	4	8	3	2	153	145	344	347	0	0	148	120	492	467
		7		48		321		12		5		298		691		0		268		959
Returning	10	7	22	17	32	34	37	40	1	5	10	22	112	125	1	3	0	1	113	129
		17		39		66		77		6		32		237		4		1		242
Total	1962	2337	2309	2463	3430	3542	4475	4347	117	208	710	722	13003	13619	763	1001	4486	4851	18252	19471
		4299		4772		6972		8822		325		1432		26622		1764		9337		37723

	Continuing		New		Returning		Total	
	#	%	#	%	#	%	#	%
Freshman	4275	11.33%	7	0.02%	17	0.05%	4299	11.40%
Sophomore	4685	12.42%	48	0.13%	39	0.10%	4772	12.65%
Junior	6585	17.46%	321	0.85%	66	0.17%	6972	18.48%
Senior	8733	23.15%	12	0.03%	77	0.20%	8822	23.39%
Fifth Year	314	0.83%	5	0.01%	6	0.02%	325	0.86%
Non-Matriculated	1102	2.92%	298	0.79%	32	0.08%	1432	3.80%
All Undergraduate	25694	68.11%	691	1.83%	237	0.63%	26622	70.57%
Professional	1760	4.67%	0	0.00%	4	0.01%	1764	4.68%
Graduate	9068	24.04%	268	0.71%	1	0.00%	9337	24.75%
Grand Total	36522	96.82%	959	2.54%	242	0.64%	37723	100.00%

**University of Washington  
Ethnic Enrollment  
Seattle Campus**

Winter Quarter    2005

	Fresh	Soph	Junior	Senior	N-Mat.	5th Year	Undergrad. Total	Prof.	Grad.	All Students
<b>African-American</b>										
Female	85	77	128	115	13	6	424	15	123	562
Male	72	68	102	95	17	2	356	19	83	458
<b>Total:</b>	<b>157</b>	<b>145</b>	<b>230</b>	<b>210</b>	<b>30</b>	<b>8</b>	<b>780</b>	<b>34</b>	<b>206</b>	<b>1020</b>
<b>Asian</b>										
Female	717	716	937	1111	65	18	3564	206	460	4230
Male	538	661	794	1031	58	5	3087	86	325	3498
<b>Total:</b>	<b>1255</b>	<b>1377</b>	<b>1731</b>	<b>2142</b>	<b>123</b>	<b>23</b>	<b>6651</b>	<b>292</b>	<b>785</b>	<b>7728</b>
<b>Caucasian</b>										
Female	1204	1335	1835	2274	331	140	7119	650	2939	10708
Male	1039	1234	1872	2363	264	82	6854	571	2447	9872
<b>Total:</b>	<b>2243</b>	<b>2569</b>	<b>3707</b>	<b>4637</b>	<b>595</b>	<b>222</b>	<b>13973</b>	<b>1221</b>	<b>5386</b>	<b>20580</b>
<b>Foreign</b>										
Female	64	67	161	136	22	5	455	30	644	1129
Male	62	62	149	147	40	0	460	12	879	1351
<b>Total:</b>	<b>126</b>	<b>129</b>	<b>310</b>	<b>283</b>	<b>62</b>	<b>5</b>	<b>915</b>	<b>42</b>	<b>1523</b>	<b>2480</b>
<b>Hawaiian/Pacific Islander</b>										
Female	18	24	17	21	2	1	83	19	9	111
Male	18	14	16	20	3	0	71	16	13	100
<b>Total:</b>	<b>36</b>	<b>38</b>	<b>33</b>	<b>41</b>	<b>5</b>	<b>1</b>	<b>154</b>	<b>35</b>	<b>22</b>	<b>211</b>
<b>Hispanic</b>										
Female	118	110	151	155	10	9	553	33	174	760
Male	84	91	133	138	14	6	466	20	107	593
<b>Total:</b>	<b>202</b>	<b>201</b>	<b>284</b>	<b>293</b>	<b>24</b>	<b>15</b>	<b>1019</b>	<b>53</b>	<b>281</b>	<b>1353</b>
<b>Native American</b>										
Female	32	25	52	50	6	5	170	24	40	234
Male	30	27	38	43	0	1	139	5	30	174
<b>Total:</b>	<b>62</b>	<b>52</b>	<b>90</b>	<b>93</b>	<b>6</b>	<b>6</b>	<b>309</b>	<b>29</b>	<b>70</b>	<b>408</b>
<b>Other</b>										
Female	99	109	261	485	273	24	1251	24	462	1737
Male	119	152	326	638	314	21	1570	34	602	2206
<b>Total:</b>	<b>218</b>	<b>261</b>	<b>587</b>	<b>1123</b>	<b>587</b>	<b>45</b>	<b>2821</b>	<b>58</b>	<b>1064</b>	<b>3943</b>
<b>Campus Total:</b>	<b>4299</b>	<b>4772</b>	<b>6972</b>	<b>8822</b>	<b>1432</b>	<b>325</b>	<b>26622</b>	<b>1764</b>	<b>9337</b>	<b>37723</b>

## Student Count by College Seattle Campus

Thursday, January 20, 2005

	Freshman		Sophomore		Junior		Senior		5th Year		Non-Matriculate		All Undergraduate		Graduate		Professional		All Students	
	M	F	M	F	M	F	M	F	M	F	M	F	M	F	M	F	M	F	M	F
	<b>Bothell Campus</b>		1	1		1	2	8	2	2				12	5	9	8			21
	1		1		3		10		2		0		17		17		0		34	
<b>College of Architecture and Urban Planning</b>			1	1	47	36	129	77	1	3	3	3	181	120	208	148			389	268
	0		2		83		206		4		6		301		356		0		657	
<b>College of Arts and Sciences</b>	1890	2272	2142	2358	2620	2982	3026	3487	57	74	14	11	9749	11184	1268	1309			11017	12493
	4162		4500		5602		6513		131		25		20933		2577		0		23510	
<b>College of Education</b>									1	3	9	23	10	26	217	572			227	598
	0		0		0		0		4		32		36		789		0		825	
<b>College of Engineering</b>	7	2	46	9	345	72	757	170	11	5	50	13	1216	271	890	262			2106	533
	9		55		417		927		16		63		1487		1152		0		2639	
<b>College of Forest Resources</b>	13	5	18	8	31	22	58	47	2	3		2	122	87	78	62			200	149
	18		26		53		105		5		2		209		140		0		349	
<b>College of Ocean and Fisheries Sciences</b>	12	12	14	15	30	20	32	30		3	2	2	90	82	104	124			194	206
	24		29		50		62		3		4		172		228		0		400	
<b>Interdisciplinary Graduate Programs</b>											5	3	5	3	301	330			306	333
	0		0		0		0		0		8		8		631		0		639	
<b>Interdisciplinary Undergraduate Studies</b>	21	28	14	20	17	31	20	46			596	579	668	704					668	704
	49		34		48		66		0		1175		1372		0		0		1372	
<b>Interschool or Intercollege Programs</b>	1	1	6	7	12	7	42	17			14	5	75	37	98	87			173	124
	2		13		19		59		0		19		112		185		0		297	

Note: Students with Double- or Triple-Majors across colleges are counted once in each college.

## Student Count by College Seattle Campus

Thursday, January 20, 2005

	Freshman		Sophomore		Junior		Senior		5th Year		Non-Matriculate		All Undergraduate		Graduate		Professional		All Students		
	M	F	M	F	M	F	M	F	M	F	M	F	M	F	M	F	M	F	M	F	
	<b>School of Business Administration</b>	12	10	62	40	302	287	449	404	1	3			826	744	655	247			1481	991
		22		102		589		853		4		0		1570		902		0		2472	
<b>School of Dentistry</b>								3					0	3	31	31	142	75	173	109	
	0		0		0		3		0		0		3		62		217			282	
<b>School of Law</b>									1	3			1	3	88	53	195	297	284	353	
	0		0		0		0		4		0		4		141		492			637	
<b>School of Medicine</b>	10	6	7	6	11	15	36	43	34	50	4	3	102	123	219	289	296	370	617	782	
		16		13		26		79		84		7		225		508		666		1399	
<b>School of Nursing</b>				1		6	46	10	63	7	61	4	53	28	223	24	296			52	519
	0			1		52		73		68		57		251		320		0		571	
<b>School of Pharmacy</b>												2	0	2	35	26	130	259	165	287	
	0		0		0		0		0		2		2		61		389			452	
<b>School of Public Affairs</b>												5	3	5	3	119	207			124	210
	0		0		0		0		0		8		8		326		0			334	
<b>School of Public Health and Community Medicine</b>				1		3	7	11	34		1	3	17	17	60	182	390			199	450
	0			1		10		45		1		20		77		572		0		649	
<b>School of Social Work</b>						8	32	9	48			3	17	83	57	326				74	409
	0		0			40		57		0		3		100		383		0		483	
<b>Tacoma Campus</b>						1	2	8	2	1	1	1		11	5	6				11	11
	0		0			3		10		2		1		16		6		0		22	

Note: Students with Double- or Triple-Majors across colleges are counted once in each college.

## Student Count by College Seattle Campus

Thursday, January 20, 2005

---



---

	Freshman		Sophomore		Junior		Senior		5th Year		Non-Matriculate		All Undergraduate		Graduate		Professional		All Students	
	M	F	M	F	M	F	M	F	M	F	M	F	M	F	M	F	M	F	M	F
<b>The Information School</b>			2	1	26	5	54	16					82	22	130	273			212	295
	0		3		31		70		0		0		104		403		0		507	
<b>Unduplicated Total for Seattle Campus:</b>	1962	2337	2309	2463	3430	3542	4475	4347	12176	12689	117	208	710	722	4486	4851	763	1001	18252	19471
	4299		4772		6972		8822		24865		325		1432		9337		1764		37723	

**Note: Students with Double- or Triple-Majors across colleges are counted once in each college.**

## Declared Majors by Class Standing Seattle Campus

Thursday, January 20, 2005

**Bothell Campus**

Freshman		Sophomore		Junior		Senior		5th Year		Non-Matriculate		All Undergraduate		Graduate		Professional		All Students	
M	F	M	F	M	F	M	F	M	F	M	F	M	F	M	F	M	F	M	F
	1		1		1 2		8 2		2				12 5		9 8				21 13
	1		1		3		10		2		0		17		17		0		34

**Visiting from Bothell Campus**

**Note: Students with Double- or Triple-Majors are counted once in each major declared.**

## Declared Majors by Class Standing Seattle Campus

Thursday, January 20, 2005

---



---

**College of Architecture and Urban Planning**

	Freshman		Sophomore		Junior		Senior		5th Year		Non-Matriculate		All Undergraduate		Graduate		Professional		All Students	
	M	F	M	F	M	F	M	F	M	F	M	F	M	F	M	F	M	F	M	F
<b>Architecture</b>													0	0	82	50			82	50
	0		0		0		0		0		0		0		132		0		132	
<b>BUILT ENVIRONMENT</b>													0	0	6	4			6	4
	0		0		0		0		0		0		0		10		0		10	
<b>Community and Environmental Planning</b>			1	1	7	14	15	24					23	39					23	39
	0		2		21		39		0		0		62		0		0		62	
<b>Construction Management</b>					20	1	66	10		1			86	12					86	12
	0		0		21		76		1		0		98		0		0		98	
<b>Construction Management, Evening Deg Prog</b>											1	1	1	1	39	9			40	10
	0		0		0		0		0		2		2		48		0		50	
<b>Design &amp; Planning(Architectural Studies)</b>					17	16	44	26					61	42					61	42
	0		0		33		70		0		0		103		0		0		103	
<b>Landscape Architecture</b>					3	4	16	19	1	2			20	25	12	34			32	59
	0		0		7		35		3		0		45		46		0		91	
<b>Strategic Planning for Critical Infrastr</b>												1	0	1	31	11			31	12
	0		0		0		0		0		1		1		42		0		43	
<b>Urban Design &amp; Planning</b>											2	1	2	1	39	43			41	44
	0		0		0		0		0		3		3		82		0		85	

Note: Students with Double- or Triple-Majors are counted once in each major declared.

## Declared Majors by Class Standing Seattle Campus

Thursday, January 20, 2005

---



---

**College of Architecture and Urban Planning**

Freshman	Sophomore	Junior	Senior	5th Year	Non- Matriculate	All Undergraduate	Graduate	Professional	All Students
M   F	M   F	M   F	M   F	M   F	M   F	M   F	M   F	M   F	M   F

**Visiting Architecture**

		1				0   1			0   1
0	0	1	0	0	0	1	0	0	1

---

**Note: Students with Double- or Triple-Majors are counted once in each major declared.**

## Declared Majors by Class Standing Seattle Campus

Thursday, January 20, 2005

---



---

College of Arts and Sciences

	Freshman		Sophomore		Junior		Senior		5th Year		Non-Matriculate		All Undergraduate		Graduate		Professional		All Students		
	M	F	M	F	M	F	M	F	M	F	M	F	M	F	M	F	M	F	M	F	
<b>Afro-American Studies</b>						1							0	1					0	1	
		0		0		1		0		0		0		1		0		0		1	
<b>American Ethnic Studies</b>														74	101					74	101
		1		8		62		104		0		0		175		0		0		175	
<b>Anthropology</b>														94	202	28	65			122	267
		12		23		114		143		2		2		296		93		0		389	
<b>App &amp; Comp Math Sci (Biol &amp; Life Sci)</b>								5	2					5	2					5	2
		0		0		0		7		0		0		7		0		0		7	
<b>App &amp; Comp Math Sci (Discrete Math &amp; AI)</b>						6	1	44	4	1	1			51	6					51	6
		0		0		7		48		2		0		57		0		0		57	
<b>App &amp; Comp Math Sci (Engineer &amp; Phy Sci)</b>								18	5					21	5					21	5
		0		0		3		23		0		0		26		0		0		26	
<b>App &amp; Comp Math Sci (Mathematical Econ)</b>						1		4	1					5	1					5	1
		0		0		1		5		0		0		6		0		0		6	
<b>App &amp; Comp Math Sci (Opertns Research)</b>								3						3	0					3	0
		0		0		0		3		0		0		3		0		0		3	
<b>App &amp; Comp Math Sci (Sci Comp &amp; Num AI)</b>								9	1					14	1					14	1
		0		0		5		10		0		0		15		0		0		15	

Note: Students with Double- or Triple-Majors are counted once in each major declared.

## Declared Majors by Class Standing Seattle Campus

Thursday, January 20, 2005

---



---

College of Arts and Sciences

	Freshman		Sophomore		Junior		Senior		5th Year		Non-Matriculate		All Undergraduate		Graduate		Professional		All Students	
	M	F	M	F	M	F	M	F	M	F	M	F	M	F	M	F	M	F	M	F
<b>App &amp; Comp Math Sci (Social &amp; Behav Sci)</b>								2					0	2					0	2
	0		0		0		2		0		0		2		0		0		2	
<b>App &amp; Comp Math Sci (Statistics)</b>							6	2					6	2					6	2
	0		0		0		8		0		0		8		0		0		8	
<b>Applied Mathematics</b>											1	1	1	1	37	12			38	13
	0		0		0		0		0		2		2		49		0		51	
<b>Applied Music</b>					1				1				1	1					1	1
	0		0		1		0		1		0		2		0		0		2	
<b>Applied Music (Composition)</b>							2		1				3	0					3	0
	0		0		0		2		1		0		3		0		0		3	
<b>Applied Music (Music Education)</b>	1	1	1	1	2	2	7	5	1	1			12	10					12	10
	2		2		4		12		2		0		22		0		0		22	
<b>Applied Music (Orchestral Instruments)</b>	4	3	5	3	5	5	7	6					21	17					21	17
	7		8		10		13		0		0		38		0		0		38	
<b>Applied Music (Organ)</b>									1				1	0					1	0
	0		0		0		0		1		0		1		0		0		1	
<b>Applied Music (Piano)</b>			1		3	1	2	1		2			5	5					5	5
	0		1		4		3		2		0		10		0		0		10	

Note: Students with Double- or Triple-Majors are counted once in each major declared.

## Declared Majors by Class Standing Seattle Campus

Thursday, January 20, 2005

---



---

College of Arts and Sciences

	Freshman		Sophomore		Junior		Senior		5th Year		Non-Matriculate		All Undergraduate		Graduate		Professional		All Students	
	M	F	M	F	M	F	M	F	M	F	M	F	M	F	M	F	M	F	M	F
	<b>Applied Music (String Instruments)</b>		1	1	2	1	1	4	2					6	6					6
	1		3		2		6		0		0		12		0		0		12	
<b>Applied Music (Voice)</b>		1	1		2	1	3	3					6	5					6	5
	1		1		3		6		0		0		11		0		0		11	
<b>Art (Ceramics)</b>					1	2	5	8					6	10	3	4			9	14
	0		0		3		13		0		0		16		7		0		23	
<b>Art (Fibers)</b>						1		4					0	5	1	4			1	9
	0		0		1		4		0		0		5		5		0		10	
<b>Art (Industrial Design)</b>					2	1	9	5		1			11	7					11	7
	0		0		3		14		1		0		18		0		0		18	
<b>Art (Interdisciplinary Visual Arts)</b>		1	5	12	12	38	59	106	1	1			77	158	1				77	159
	1		17		50		165		2		0		235		1		0		236	
<b>Art (Metals)</b>						3		14					0	17	1	2			1	19
	0		0		3		14		0		0		17		3		0		20	
<b>Art (Painting)</b>		2		3	3	9	8	30	1				12	44	7	4			19	48
	2		3		12		38		1		0		56		11		0		67	
<b>Art (Photography)</b>		1	1		6	7	14	13					21	21	2	2			23	23
	1		1		13		27		0		0		42		4		0		46	

Note: Students with Double- or Triple-Majors are counted once in each major declared.

## Declared Majors by Class Standing Seattle Campus

Thursday, January 20, 2005

---



---

College of Arts and Sciences

	Freshman		Sophomore		Junior		Senior		5th Year		Non-Matriculate		All Undergraduate		Graduate		Professional		All Students	
	M	F	M	F	M	F	M	F	M	F	M	F	M	F	M	F	M	F	M	F
<b>Art (Printmaking)</b>						1	2	6					2	7	1	1			3	8
	0		0		1		8		0		0		9		2		0		11	
<b>Art (Sculpture)</b>					3	1	6	1					9	2	1	2			10	4
	0		0		4		7		0		0		11		3		0		14	
<b>Art (Visual Communication Design)</b>					7	12	20	14					27	26	4	4			31	30
	0		0		19		34		0		0		53		8		0		61	
<b>Art History</b>		1		5	7	32	10	52		1			17	91	9	31			26	122
	1		5		39		62		1		0		108		40		0		148	
<b>Asian Languages and Literature</b>					1		1		1				2	1	19	17			21	18
	0		0		1		1		1		0		3		36		0		39	
<b>Astronomy</b>	3	2	8	7	5	12	23	7		1			39	29	17	6			56	35
	5		15		17		30		1		0		68		23		0		91	
<b>Atmospheric Sciences</b>	5	5	7	5	13	3	18	3					43	16	40	17			83	33
	10		12		16		21		0		0		59		57		0		116	
<b>Audiology</b>													0	0	2	15			2	15
	0		0		0		0		0		0		0		17		0		17	
<b>Biochemistry</b>	32	41	26	40	99	113	158	135	3	3			318	332					318	332
	73		66		212		293		6		0		650		0		0		650	

Note: Students with Double- or Triple-Majors are counted once in each major declared.

## Declared Majors by Class Standing Seattle Campus

Thursday, January 20, 2005

---



---

College of Arts and Sciences

	Freshman		Sophomore		Junior		Senior		5th Year		Non-Matriculate		All Undergraduate		Graduate		Professional		All Students				
	M	F	M	F	M	F	M	F	M	F	M	F	M	F	M	F	M	F	M	F			
	<b>Biology</b>				1		1		2		2				3		3					3	
	0		1			1		4			0		0		6		0		0			6	
<b>Biology (Cell and Molecular Biology)</b>		1		1		8		3		48		69		3		4					59		78
	1		1			11				117			7		0						137		0
<b>Biology (Ecology and Evolution)</b>						5		6		8				6		13					6		13
	0		0			5		14			0		0		19		0		0			19	
<b>Biology (Environmental and Conservation)</b>						7		4		14				4		21					4		21
	0		0			7		18			0		0		25		0		0			25	
<b>Biology (General)</b>				1		13		27		22		44		1		1					36		73
	0		1			40				66			2		0						109		0
<b>Biology (Molecular, Cellular &amp; Develop)</b>			3		8		37		50		71		105								111		163
	0		11			87				176			0		0						274		0
<b>Biology (Physiology)</b>			2		1		26		45		41		67		1						70		113
	0		3			71				108			1		0						183		0
<b>Biology (Plant)</b>				1		1		1		2					2		4				2		4
	0		1			2				3			0		0						6		0
<b>Biology (Ecology, Evolution &amp; Conser Bio)</b>						1		7		14			1								7		16
	0		0			1		21			1		0		23		0		0			23	

Note: Students with Double- or Triple-Majors are counted once in each major declared.

## Declared Majors by Class Standing Seattle Campus

Thursday, January 20, 2005

---



---

### College of Arts and Sciences

	Freshman		Sophomore		Junior		Senior		5th Year		Non-Matriculate		All Undergraduate		Graduate		Professional		All Students	
	M	F	M	F	M	F	M	F	M	F	M	F	M	F	M	F	M	F	M	F
<b>Botany</b>						1	2	15					2	16	8	11			10	27
	0		0		1		17		0		0		18		19		0		37	
<b>Chemistry</b>	29	33	15	19	34	37	65	76	2	2			145	167	110	104			255	271
	62		34		71		141		4		0		312		214		0		526	
<b>Chemistry (ACS Certified)</b>				1	7	3	17	9					24	13					24	13
	0		1		10		26		0		0		37		0		0		37	
<b>Chemistry (Nanotechnology)</b>													0	0	4				4	0
	0		0		0		0		0		0		0		4		0		4	
<b>Chinese</b>			2		2	2	7						4	9					4	9
	0		2		2		9		0		0		13		0		0		13	
<b>Classical Studies</b>			1		6	7	8		1				8	15					8	15
	0		1		6		15		1		0		23		0		0		23	
<b>Classics</b>		1	1	1	4	2	9	13	3	1			17	18	9	13			26	31
	1		2		6		22		4		0		35		22		0		57	
<b>Classics (Theory and Criticism)</b>													0	0	1				1	0
	0		0		0		0		0		0		0		1		0		1	
<b>Communication</b>		2		12	25	127	114	239			1		139	381	18	48			157	429
	2		12		152		353		0		1		520		66		0		586	

Note: Students with Double- or Triple-Majors are counted once in each major declared.

## Declared Majors by Class Standing Seattle Campus

Thursday, January 20, 2005

---



---

### College of Arts and Sciences

	Freshman		Sophomore		Junior		Senior		5th Year		Non-Matriculate		All Undergraduate		Graduate		Professional		All Students	
	M	F	M	F	M	F	M	F	M	F	M	F	M	F	M	F	M	F	M	F
<b>Communication (Digital Media)</b>													0	0	19	22			19	22
	0		0		0		0		0		0		0		41		0		41	
<b>Communication (Journalism)</b>				3	17	22	21	54		1			38	80					38	80
	0		3		39		75		1		0		118		0		0		118	
<b>Communication, Evening Degree Program</b>						3	4	9					4	12					4	12
	0		0		3		13		0		0		16		0		0		16	
<b>Communications</b>		1			1		1	3					2	4	3				2	7
	1		0		1		4		0		0		6		3		0		9	
<b>Communications (Journalism)</b>								2					0	2					0	2
	0		0		0		2		0		0		2		0		0		2	
<b>Comparative History of Ideas</b>	1	2	6	9	29	31	30	63					66	105					66	105
	3		15		60		93		0		0		171		0		0		171	
<b>Comparative Literature</b>	2	1	2	8	3	9	19	12			1		27	30	19	29			46	59
	3		10		12		31		0		1		57		48		0		105	
<b>Comparative Literature (Cinema Studies)</b>			3	4	22	10	42	22					67	36					67	36
	0		7		32		64		0		0		103		0		0		103	
<b>Computer Science</b>	7	1	34	7	43	7	117	25	3	1			204	41					204	41
	8		41		50		142		4		0		245		0		0		245	

Note: Students with Double- or Triple-Majors are counted once in each major declared.

## Declared Majors by Class Standing Seattle Campus

Thursday, January 20, 2005

---



---

College of Arts and Sciences

	Freshman		Sophomore		Junior		Senior		5th Year		Non-Matriculate		All Undergraduate		Graduate		Professional		All Students	
	M	F	M	F	M	F	M	F	M	F	M	F	M	F	M	F	M	F	M	F
	<b>Dance</b>		1		2		10	1	21	1	1			2	35	2	5			4
	1		2		10		22		2		0		37		7		0			44
<b>Danish</b>			1	1	1	1	1	1					3	3					3	3
	0		2		2		2		0		0		6		0		0			6
<b>Digital Arts and Experimental Media</b>	1						6						7	0	4	2			11	2
	1		0		0		6		0		0		7		6		0			13
<b>Drama</b>		1	2	4	10	16	31	47		1			43	69	5	7			48	76
	1		6		26		78		1		0		112		12		0			124
<b>Drama (Acting)</b>													0	0	11	14			11	14
	0		0		0		0		0		0		0		25		0			25
<b>Drama (Design - Costume)</b>													0	0	1	5			1	5
	0		0		0		0		0		0		0		6		0			6
<b>Drama (Design - Lighting)</b>													0	0	2	1			2	1
	0		0		0		0		0		0		0		3		0			3
<b>Drama (Design - Scenery)</b>													0	0	3	1			3	1
	0		0		0		0		0		0		0		4		0			4
<b>Drama (Directing)</b>													0	0	2	1			2	1
	0		0		0		0		0		0		0		3		0			3

Note: Students with Double- or Triple-Majors are counted once in each major declared.

## Declared Majors by Class Standing Seattle Campus

Thursday, January 20, 2005

---



---

**College of Arts and Sciences**

	Freshman		Sophomore		Junior		Senior		5th Year		Non-Matriculate		All Undergraduate		Graduate		Professional		All Students	
	M	F	M	F	M	F	M	F	M	F	M	F	M	F	M	F	M	F	M	F
<b>Earth and Space Sciences</b>	1	3	4	6	24	10	39	19			1		69	38					69	38
		4		10		34		58		0		1		107		0		0		107
<b>Earth and Space Sciences (Biology)</b>	1		1	2	1	2	5	5					8	9					8	9
		1		3		3		10		0		0		17		0		0		17
<b>Earth and Space Sciences (Physics)</b>						1		5	1				5	2					5	2
		0		0		1		6		0		0		7		0		0		7
<b>Economics</b>			20	13	201	78	305	149					526	240	61	31			587	271
		0		33		279		454		0		0		766		92		0		858
<b>English</b>			1	4	52	100	152	268		2			205	374	53	75			258	449
		0		5		152		420		2		0		579		128		0		707
<b>English (Creative Writing)</b>													0	0	14	21			14	21
		0		0		0		0		0		0		0		35		0		35
<b>English (English as 2nd Language)</b>													0	0	7	10			7	10
		0		0		0		0		0		0		0		17		0		17
<b>English (Textual Studies)</b>													0	0		1			0	1
		0		0		0		0		0		0		0		1		0		1
<b>English (Theory and Criticism)</b>													0	0	2	3			2	3
		0		0		0		0		0		0		0		5		0		5

Note: Students with Double- or Triple-Majors are counted once in each major declared.

## Declared Majors by Class Standing Seattle Campus

Thursday, January 20, 2005

---



---

**College of Arts and Sciences**

	Freshman		Sophomore		Junior		Senior		5th Year		Non-Matriculate		All Undergraduate		Graduate		Professional		All Students	
	M	F	M	F	M	F	M	F	M	F	M	F	M	F	M	F	M	F	M	F
	<b>English, Evening Degree Program</b>					2	10	4	11					6	21					6
	0		0		12		15		0		0		27		0		0		27	
<b>Environmental Studies</b>					2								2	0					2	0
	0		0		2		0		0		0		2		0		0		2	
<b>Ethnomusicology</b>							4						4	0					4	0
	0		0		0		4		0		0		4		0		0		4	
<b>Exchange - Arts and Sciences</b>	2	8			43	62							45	70					45	70
	10		0		105		0		0		0		115		0		0		115	
<b>Extended Pre Business Administration</b>			4		21	10	1	2					26	12					26	12
	0		4		31		3		0		0		38		0		0		38	
<b>Extended Pre Engineering</b>					33	10	24	10					57	20					57	20
	0		0		43		34		0		0		77		0		0		77	
<b>Extended Pre Major</b>				3	167	217	132	128	1	2			300	350					300	350
	0		3		384		260		3		0		650		0		0		650	
<b>French</b>		5	2	12	7	25	9	55		1			18	98					18	98
	5		14		32		64		1		0		116		0		0		116	
<b>French Studies</b>													0	0	5	3			5	3
	0		0		0		0		0		0		0		8		0		8	

Note: Students with Double- or Triple-Majors are counted once in each major declared.

## Declared Majors by Class Standing Seattle Campus

Thursday, January 20, 2005

---



---

**College of Arts and Sciences**

	Freshman		Sophomore		Junior		Senior		5th Year		Non-Matriculate		All Undergraduate		Graduate		Professional		All Students	
	M	F	M	F	M	F	M	F	M	F	M	F	M	F	M	F	M	F	M	F
<b>General Studies</b>				3	1	15	20	44		1			21	63					21	63
		0		3		16		64		1		0		84		0		0		84
<b>Geography</b>	2	1	10	4	42	27	88	48	1				143	80	31	28			174	108
		3		14		69		136		1		0		223		59		0		282
<b>Geography (GTTL)</b>													0	0		1			0	1
		0		0		0		0		0		0		0		1		0		1
<b>Geological Sciences</b>				1		2		2	2				4	3	23	32			27	35
		0		1		2		4		0		0		7		55		0		62
<b>Geophysics</b>													0	0	18	9			18	9
		0		0		0		0		0		0		0		27		0		27
<b>German Area Studies</b>					2	3	4	4					6	7					6	7
		0		0		5		8		0		0		13		0		0		13
<b>German Language and Literature</b>	1			3	3	4	8	8					12	15					12	15
		1		3		7		16		0		0		27		0		0		27
<b>Germanics</b>						4				1			1	4	7	19			8	23
		0		0		4		0		1		0		5		26		0		31
<b>Hispanic Studies</b>													0	0	3	8			3	8
		0		0		0		0		0		0		0		11		0		11

**Note: Students with Double- or Triple-Majors are counted once in each major declared.**

## Declared Majors by Class Standing Seattle Campus

Thursday, January 20, 2005

---



---

**College of Arts and Sciences**

	Freshman		Sophomore		Junior		Senior		5th Year		Non-Matriculate		All Undergraduate		Graduate		Professional		All Students	
	M	F	M	F	M	F	M	F	M	F	M	F	M	F	M	F	M	F	M	F
<b>History</b>			7	8	39	61	159	106					205	175	49	30			254	205
	0		15		100		265		0		0		380		79		0		459	
<b>History and Philosophy of Science</b>							2	1					2	1					2	1
	0		0		0		3		0		0		3		0		0		3	
<b>Humanities, Evening Degree Program</b>			1	4	12	18	6	18	1	1			20	41					20	41
	0		5		30		24		2		0		61		0		0		61	
<b>International Studies (Asia)</b>	3	4	4	3	21	21	38	35					66	63					66	63
	7		7		42		73		0		0		129		0		0		129	
<b>International Studies (China)</b>													0	0	9	9			9	9
	0		0		0		0		0		0		0		18		0		18	
<b>International Studies (Comp Religion)</b>	1		1	5	15	7	20	23	2	1			39	36	5	6			44	42
	1		6		22		43		3		0		75		11		0		86	
<b>International Studies (Int. Studies)</b>			3		22	16	56	101					78	120	21	20			99	140
	0		3		38		157		0		0		198		41		0		239	
<b>International Studies (Japan)</b>													0	0	9	4			9	4
	0		0		0		0		0		0		0		13		0		13	
<b>International Studies (Jewish Studies)</b>					1		1	3					2	3					2	3
	0		0		1		4		0		0		5		0		0		5	

**Note: Students with Double- or Triple-Majors are counted once in each major declared.**

## Declared Majors by Class Standing Seattle Campus

Thursday, January 20, 2005

---



---

**College of Arts and Sciences**

	Freshman		Sophomore		Junior		Senior		5th Year		Non-Matriculate		All Undergraduate		Graduate		Professional		All Students	
	M	F	M	F	M	F	M	F	M	F	M	F	M	F	M	F	M	F	M	F
<b>International Studies (Korea)</b>													0	0	2	6			2	6
	0		0		0		0		0		0		0		8		0		8	
<b>International Studies (Latin America)</b>	3	1	2	8	4	11	11	26					20	46					20	46
	4		10		15		37		0		0		66		0		0		66	
<b>International Studies(Rus, E.E.,&amp;C.Asia)</b>							1						0	1	10	14			10	15
	0		0		0		1		0		0		1		24		0		25	
<b>International Studies: Canada</b>							1						0	1					0	1
	0		0		0		1		0		0		1		0		0		1	
<b>International Studies: Europe</b>	3	8	2	5	10	15	9	32					24	60					24	60
	11		7		25		41		0		0		84		0		0		84	
<b>International Studies: Middle East</b>													0	0	4	4			4	4
	0		0		0		0		0		0		0		8		0		8	
<b>International Studies: South Asia</b>													0	0	3	5			3	5
	0		0		0		0		0		0		0		8		0		8	
<b>Italian</b>					3	7	1	6	1				5	13					5	13
	0		0		10		7		1		0		18		0		0		18	
<b>Italian Studies</b>													0	0	3				0	3
	0		0		0		0		0		0		0		3		0		3	

Note: Students with Double- or Triple-Majors are counted once in each major declared.

## Declared Majors by Class Standing Seattle Campus

Thursday, January 20, 2005

---



---

**College of Arts and Sciences**

	Freshman		Sophomore		Junior		Senior		5th Year		Non-Matriculate		All Undergraduate		Graduate		Professional		All Students	
	M	F	M	F	M	F	M	F	M	F	M	F	M	F	M	F	M	F	M	F
	<b>Japanese</b>			3	4	22	7	24	16		1			49	28					49
	0		7		29		40		1		0		77		0		0		77	
<b>Korean</b>		1		1		1		2					0	5					0	5
	1		1		1		2		0		0		5		0		0		5	
<b>Latin</b>					2	1		3					2	4					2	4
	0		0		3		3		0		0		6		0		0		6	
<b>Law, Societies, and Justice</b>				1	5	13	33	37					38	51					38	51
	0		1		18		70		0		0		89		0		0		89	
<b>Linguistics</b>			5	4	13	21	21	33	1	1	2		42	59	22	16			64	75
	0		9		34		54		2		2		101		38		0		139	
<b>Mathematics</b>			3	3	31	13	79	32	2		3		118	48	65	18			183	66
	0		6		44		111		2		3		166		83		0		249	
<b>Mathematics (Comprehensive)</b>			3		16	7	29	9					48	16					48	16
	0		3		23		38		0		0		64		0		0		64	
<b>Mathematics (Liberal Arts)</b>							4						4	0					4	0
	0		0		0		4		0		0		4		0		0		4	
<b>Mathematics (Philosophy)</b>			1		4								5	0					5	0
	0		1		4		0		0		0		5		0		0		5	

Note: Students with Double- or Triple-Majors are counted once in each major declared.

## Declared Majors by Class Standing Seattle Campus

Thursday, January 20, 2005

---



---

College of Arts and Sciences

	Freshman		Sophomore		Junior		Senior		5th Year		Non-Matriculate		All Undergraduate		Graduate		Professional		All Students	
	M	F	M	F	M	F	M	F	M	F	M	F	M	F	M	F	M	F	M	F
<b>Mathematics (Teacher Preparation)</b>					3	4	8	9					11	13					11	13
	0		0		7		17		0		0		24		0		0		24	
<b>Microbiology</b>	1		1		11	28	42	45	1				56	73					56	73
	1		1		39		87		1		0		129		0		0		129	
<b>Music</b>	12	5	18	11	24	15	40	31	4	4			98	66	2			98	68	
	17		29		39		71		8		0		164		2		0		166	
<b>Music (Brass)</b>													0	0	12	2			12	2
	0		0		0		0		0		0		0		14		0		14	
<b>Music (Choral Conducting)</b>													0	0	10	6			10	6
	0		0		0		0		0		0		0		16		0		16	
<b>Music (Composition)</b>													0	0	7	4			7	4
	0		0		0		0		0		0		0		11		0		11	
<b>Music (Education)</b>													0	0	8	11			8	11
	0		0		0		0		0		0		0		19		0		19	
<b>Music (Ethnomusicology)</b>													0	0	11	12			11	12
	0		0		0		0		0		0		0		23		0		23	
<b>Music (Guitar)</b>													6	0					6	0
	1				2		3						6	0					6	0
	1		0		2		3		0		0		6		0		0		6	

Note: Students with Double- or Triple-Majors are counted once in each major declared.

## Declared Majors by Class Standing Seattle Campus

Thursday, January 20, 2005

---



---

College of Arts and Sciences

	Freshman		Sophomore		Junior		Senior		5th Year		Non-Matriculate		All Undergraduate		Graduate		Professional		All Students	
	M	F	M	F	M	F	M	F	M	F	M	F	M	F	M	F	M	F	M	F
<b>Music (Instrumental Conducting)</b>													0	0	7	2			7	2
	0		0		0		0		0		0		0		9		0		9	
<b>Music (Jazz Studies)</b>	7		7		3		8	3					25	3					25	3
	7		7		3		11		0		0		28		0		0		28	
<b>Music (Opera Production)</b>													0	0	1				1	0
	0		0		0		0		0		0		0		1		0		1	
<b>Music (Organ)</b>													0	0	4	9			4	9
	0		0		0		0		0		0		0		13		0		13	
<b>Music (Percussion)</b>													0	0		1			0	1
	0		0		0		0		0		0		0		1		0		1	
<b>Music (Piano)</b>													0	0	5	12			5	12
	0		0		0		0		0		0		0		17		0		17	
<b>Music (Strings)</b>													0	0	6	8			6	8
	0		0		0		0		0		0		0		14		0		14	
<b>Music (Theory)</b>													0	0	7				7	0
	0		0		0		0		0		0		0		7		0		7	
<b>Music (Voice)</b>													0	0	5	10			5	10
	0		0		0		0		0		0		0		15		0		15	

Note: Students with Double- or Triple-Majors are counted once in each major declared.

## Declared Majors by Class Standing Seattle Campus

Thursday, January 20, 2005

---



---

College of Arts and Sciences

	Freshman		Sophomore		Junior		Senior		5th Year		Non-Matriculate		All Undergraduate		Graduate		Professional		All Students	
	M	F	M	F	M	F	M	F	M	F	M	F	M	F	M	F	M	F	M	F
<b>Music (Woodwinds)</b>													0	0	4	4			4	4
	0		0		0		0		0		0		0		8		0		8	
<b>Music History</b>													0	0	3	7			3	7
	0		0		0		0		0		0		0		10		0		10	
<b>Near Eastern Languages &amp; Civilization</b>	2		1		2	3	2	2	1		1		6	8	9	7			15	15
	2		1		5		4		1		1		14		16		0		30	
<b>Near Eastern Studies: Biblical &amp; Ancient</b>								3					0	3					0	3
	0		0		0		3		0		0		3		0		0		3	
<b>Near Eastern Studies: Comp Islamic St</b>					2		1						1	2					1	2
	0		0		2		1		0		0		3		0		0		3	
<b>Near Eastern Studies: Culture &amp; Civ</b>			1		1		2	5					2	7					2	7
	0		1		1		7		0		0		9		0		0		9	
<b>Near Eastern Studies: Lang &amp; Civ</b>		1		1	2	3	3	6					5	11					5	11
	1		1		5		9		0		0		16		0		0		16	
<b>Neurobiology</b>			1		5	10	31	46	1	1			37	58					37	58
	0		1		15		77		2		0		95		0		0		95	
<b>Norwegian</b>			4				1	3					1	7					1	7
	0		4		0		4		0		0		8		0		0		8	

Note: Students with Double- or Triple-Majors are counted once in each major declared.

## Declared Majors by Class Standing Seattle Campus

Thursday, January 20, 2005

---



---

**College of Arts and Sciences**

	Freshman		Sophomore		Junior		Senior		5th Year		Non-Matriculate		All Undergraduate		Graduate		Professional		All Students	
	M	F	M	F	M	F	M	F	M	F	M	F	M	F	M	F	M	F	M	F
<b>Philosophy</b>			7	4	43	32	102	39	1		2	153	77	16	9			169	86	
	0		11		75		141		1		2	230		25		0		255		
<b>Physics</b>	22	6	34	10	58	17	132	26	5	5	3	2	254	66	149	26		403	92	
	28		44		75		158		10		5	320		175		0		495		
<b>Physics (Nanotechnology)</b>												0	0	2				2	0	
	0		0		0		0		0		0	0	0	2		0		2		
<b>Political Science</b>			22	30	160	119	266	263		1		448	413	53	43			501	456	
	0		52		279		529		1		0	861		96		0		957		
<b>Political Science (Political Comm)</b>					1	1	5	8				6	9					6	9	
	0		0		2		13		0		0	15		0		0		15		
<b>Political Science (Political Economy)</b>					5	6	8	3				13	9					13	9	
	0		0		11		11		0		0	22		0		0		22		
<b>Political Science, Evening Degree Program</b>								1				0	1					0	1	
	0		0		0		1		0		0	1		0		0		1		
<b>Postbaccalaureate Study</b>									5	8		5	8					5	8	
	0		0		0		0		13		0	13		0		0		13		
<b>Pre Architecture &amp; Urban Planning</b>	38	49	43	39	23	11	1					105	99					105	99	
	87		82		34		1		0		0	204		0		0		204		

**Note: Students with Double- or Triple-Majors are counted once in each major declared.**

## Declared Majors by Class Standing Seattle Campus

Thursday, January 20, 2005

---



---

### College of Arts and Sciences

	Freshman		Sophomore		Junior		Senior		5th Year		Non-Matriculate		All Undergraduate		Graduate		Professional		All Students	
	M	F	M	F	M	F	M	F	M	F	M	F	M	F	M	F	M	F	M	F
<b>Pre Arts</b>	28	72	24	55	11	33	1						64	160					64	160
	100		79		44		1		0		0		224		0		0		224	
<b>Pre Business Administration</b>	3	1	19	20	18	12	1	1					41	34					41	34
	4		39		30		2		0		0		75		0		0		75	
<b>Pre Engineering</b>	474	92	439	105	224	46	6	2		1			1143	246					1143	246
	566		544		270		8		1		0		1389		0		0		1389	
<b>Pre Health Sciences</b>	53	107	47	82	13	25							113	214					113	214
	160		129		38		0		0		0		327		0		0		327	
<b>Pre Major (Arts &amp; Sciences)</b>	858	1256	1011	1266	556	674	4	3				1	2429	3200					2429	3200
	2114		2277		1230		7		0		1		5629		0		0		5629	
<b>Pre Major, Evening Degree Program</b>			1	1	2	9				1			3	11					3	11
	0		2		11		0		1		0		14		0		0		14	
<b>Pre Nursing</b>	9	96	7	77	3	31	1	4					20	208					20	208
	105		84		34		5		0		0		228		0		0		228	
<b>Pre Sciences</b>	159	182	153	145	63	51							375	378					375	378
	341		298		114		0		0		0		753		0		0		753	
<b>Pre Social Sciences</b>	131	263	106	216	54	82	1		1	1			293	562					293	562
	394		322		136		1		2		0		855		0		0		855	

Note: Students with Double- or Triple-Majors are counted once in each major declared.

## Declared Majors by Class Standing Seattle Campus

Thursday, January 20, 2005

---



---

College of Arts and Sciences

	Freshman		Sophomore		Junior		Senior		5th Year		Non-Matriculate		All Undergraduate		Graduate		Professional		All Students	
	M	F	M	F	M	F	M	F	M	F	M	F	M	F	M	F	M	F	M	F
<b>Psychology</b>			3	10	42	137	149	361		1			194	509	28	62			222	571
	0		13		179		510		1		0		703		90		0		793	
<b>Psychology (Clinical Psychology)</b>													0	0	4	28			4	28
	0		0		0		0		0		0		0		32		0		32	
<b>Romance Languages &amp; Literature</b>													0	0	1				1	0
	0		0		0		0		0		0		0		1		0		1	
<b>Romance Languages and Lit (French St)</b>													0	0		6			0	6
	0		0		0		0		0		0		0		6		0		6	
<b>Romance Linguistics</b>						1		1	4				1	5					1	5
	0		0		1		5		0		0		6		0		0		6	
<b>Russian</b>			1		4		6	6		1			11	7					11	7
	0		1		4		12		1		0		18		0		0		18	
<b>Scandinavian (Area Studies)</b>													0	0	1				1	0
	0		0		0		0		0		0		0		1		0		1	
<b>Scandinavian (Languages &amp; Literatures)</b>												1	0	1	5	8			5	9
	0		0		0		0		0		1		1		13		0		14	
<b>Scandinavian (Theory and Criticism)</b>													0	0	1	2			1	2
	0		0		0		0		0		0		0		3		0		3	

Note: Students with Double- or Triple-Majors are counted once in each major declared.

## Declared Majors by Class Standing Seattle Campus

Thursday, January 20, 2005

---



---

**College of Arts and Sciences**

	Freshman		Sophomore		Junior		Senior		5th Year		Non-Matriculate		All Undergraduate		Graduate		Professional		All Students	
	M	F	M	F	M	F	M	F	M	F	M	F	M	F	M	F	M	F	M	F
<b>Scandinavian Area Studies</b>	1			2	4	1	7	12		1			12	16					12	16
		1		2		5		19		1		0		28		0		0		28
<b>Slavic Languages and Literatures</b>						1	4	2					4	3	2	6			6	9
	0		0			1		6		0		0		7		8		0		15
<b>Social Sciences, Evening Degree Program</b>	1	1	11	18	41	83	40	59	3	2			96	163					96	163
		2		29		124		99		5		0		259		0		0		259
<b>Sociology</b>						1	2	1	7				2	9	29	51			31	60
	0		0			3		8		0		0		11		80		0		91
<b>Sociology, Evening Degree Program</b>								1					0	1					0	1
	0		0			0		1		0		0		1		0		0		1
<b>Sociology: Global and Social Change</b>						1	7	15	24				16	31					16	31
	0		0			8		39		0		0		47		0		0		47
<b>Sociology: Individual and Society</b>				1	4	33	22	89					26	123					26	123
	0		1			37		111		0		0		149		0		0		149
<b>Sociology: Law, Society &amp; Social Policy</b>			1	1	11	12	64	98					76	111					76	111
	0		2			23		162		0		0		187		0		0		187
<b>Sociology: Social Organizations</b>						3	8	9					8	12					8	12
	0		0			3		17		0		0		20		0		0		20

Note: Students with Double- or Triple-Majors are counted once in each major declared.

## Declared Majors by Class Standing Seattle Campus

Thursday, January 20, 2005

---



---

**College of Arts and Sciences**

	Freshman		Sophomore		Junior		Senior		5th Year		Non-Matriculate		All Undergraduate		Graduate		Professional		All Students	
	M	F	M	F	M	F	M	F	M	F	M	F	M	F	M	F	M	F	M	F
<b>Spanish</b>				1	5	13	23	58	1	1			29	73					29	73
	0		1		18		81		2		0		102		0		0		102	
<b>Speech and Hearing Sciences</b>				2	2	36	3	64	2	9			7	111	8	68			15	179
	0		2		38		67		11		0		118		76		0		194	
<b>Speech Communication</b>								3					0	3					0	3
	0		0		0		3		0		0		3		0		0		3	
<b>Statistics</b>					5	2	19	8		1	2		26	11	30	18			56	29
	0		0		7		27		1		2		37		48		0		85	
<b>Statistics: Statistical Genetics</b>													0	0	1	1			1	1
	0		0		0		0		0		0		0		2		0		2	
<b>Swedish</b>			1	1		2	3	3					4	6					4	6
	0		2		2		6		0		0		10		0		0		10	
<b>Undeclared 5th Year</b>									6	4			6	4					6	4
	0		0		0		0		10		0		10		0		0		10	
<b>Visiting Arts &amp; Sciences</b>		1	3		3	7							6	8					6	8
	1		3		10		0		0		0		14		0		0		14	
<b>Women Studies</b>		4		2		19		19			1		0	45		21			0	66
	4		2		19		19		0		1		45		21		0		66	

**Note: Students with Double- or Triple-Majors are counted once in each major declared.**

## Declared Majors by Class Standing Seattle Campus

Thursday, January 20, 2005

---



---

**College of Arts and Sciences**

**Zoology**

Freshman		Sophomore		Junior		Senior		5th Year		Non-Matriculate		All Undergraduate		Graduate		Professional		All Students			
M	F	M	F	M	F	M	F	M	F	M	F	M	F	M	F	M	F	M	F		
				1	1	20	29					21	30	30	38					51	68
0		0		2		49		0		0		51		68		0				119	

---

**Note: Students with Double- or Triple-Majors are counted once in each major declared.**

## Declared Majors by Class Standing Seattle Campus

Thursday, January 20, 2005

---



---

**College of Education**

	Freshman		Sophomore		Junior		Senior		5th Year		Non-Matriculate		All Undergraduate		Graduate		Professional		All Students	
	M	F	M	F	M	F	M	F	M	F	M	F	M	F	M	F	M	F	M	F
	<b>Education</b>											9	23	9	23	106	294			115
	0		0		0		0		0		32		32		400		0		432	
<b>Education (Curriculum &amp; Instruction)</b>													0	0	36	67			36	67
	0		0		0		0		0		0		0		103		0		103	
<b>Education (Educ Leadership &amp; Policy Std)</b>													0	0	43	80			43	80
	0		0		0		0		0		0		0		123		0		123	
<b>Education (Educational Psychology)</b>													0	0	7	30			7	30
	0		0		0		0		0		0		0		37		0		37	
<b>Education (Initial Certificate)</b>									1				0	1					0	1
	0		0		0		0		1		0		1		0		0		1	
<b>Education (Special Education)</b>													0	0	19	94			19	94
	0		0		0		0		0		0		0		113		0		113	
<b>Education Fifth Year,Continuing)</b>									1	2			1	2					1	2
	0		0		0		0		3		0		3		0		0		3	
<b>Education, Evening Degree Program</b>													0	0	9	9			9	9
	0		0		0		0		0		0		0		18		0		18	

---

Note: Students with Double- or Triple-Majors are counted once in each major declared.

## Declared Majors by Class Standing Seattle Campus

Thursday, January 20, 2005

College of Engineering	Freshman		Sophomore		Junior		Senior		5th Year		Non-Matriculate		All Undergraduate		Graduate		Professional		All Students	
	M	F	M	F	M	F	M	F	M	F	M	F	M	F	M	F	M	F	M	F
	<b>Aeronautics &amp; Astronautics</b>			2		24	9	54	13	1		5		86	22	63	12			149
	0		2		33		67		1		5		108		75		0		183	
<b>Aeronautics &amp; Astronautics (Televised)</b>											7	1	7	1	17	1			24	2
	0		0		0		0		0		8		8		18		0		26	
<b>Aerospace Engineering</b>													0	0	7				7	0
	0		0		0		0		0		0		0		7		0		7	
<b>Chemical Engineering</b>				1	28	13	50	23	2				80	37	44	22			124	59
	0		1		41		73		2		0		117		66		0		183	
<b>Civil Engineering</b>				1	59	13	116	30	2	3	12	1	190	47	108	38			298	85
	0		1		72		146		5		13		237		146		0		383	
<b>Computer Engineering</b>	1		8	4	50	4	86	8	1				146	16					146	16
	1		12		54		94		1		0		162		0		0		162	
<b>Computer Science &amp; Engineering</b>													0	0	124	36			124	36
	0		0		0		0		0		0		0		160		0		160	
<b>Computer Science &amp; Engineering, Evening</b>											2		2	0	114	13			116	13
	0		0		0		0		0		2		2		127		0		129	
<b>Electrical Engineering</b>	5		24	2	100	17	249	40	2	1	4	3	384	63	200	43			584	106
	5		26		117		289		3		7		447		243		0		690	

Note: Students with Double- or Triple-Majors are counted once in each major declared.

## Declared Majors by Class Standing Seattle Campus

Thursday, January 20, 2005

College of Engineering	Freshman		Sophomore		Junior		Senior		5th Year		Non-Matriculate		All Undergraduate		Graduate		Professional		All Students	
	M	F	M	F	M	F	M	F	M	F	M	F	M	F	M	F	M	F	M	F
	<b>Engineering (Civil Engineering)</b>													0	0	23	10			23
	0		0		0		0		0		0		0		33		0		33	
<b>Engineering (Inter Engineering)</b>													0	0	3	3			3	3
	0		0		0		0		0		0		0		6		0		6	
<b>Engineering (Manufacturing Engineering)</b>											2		2	0	4	1			6	1
	0		0		0		0		0		2		2		5		0		7	
<b>Engineering (Mechanical Engineering)</b>													0	0	1				1	0
	0		0		0		0		0		0		0		1		0		1	
<b>Exchange - Engineering</b>					3								3	0					3	0
	0		0		3		0		0		0		3		0		0		3	
<b>Industrial Engineering</b>	1	2	1	1	8	10	48	15					58	28	16	12			74	40
	3		2		18		63		0		0		86		28		0		114	
<b>Interdisciplinary Engineering</b>								1					0	1					0	1
	0		0		0		1		0		0		1		0		0		1	
<b>Mat Sci &amp; Engineering (Nanotechnology)</b>													0	0	1				1	0
	0		0		0		0		0		0		0		1		0		1	
<b>Materials Science &amp; Engineering</b>			3		13	2	48	14	1	1	1		66	17	1	1			67	18
	0		3		15		62		2		1		83		2		0		85	

Note: Students with Double- or Triple-Majors are counted once in each major declared.

## Declared Majors by Class Standing Seattle Campus

Thursday, January 20, 2005

---



---

**College of Engineering**

	Freshman		Sophomore		Junior		Senior		5th Year		Non-Matriculate		All Undergraduate		Graduate		Professional		All Students		
	M	F	M	F	M	F	M	F	M	F	M	F	M	F	M	F	M	F	M	F	
<b>Materials Science &amp; Engr (Televised)</b>												1	0	1	1					1	1
	0		0		0		0		0		1		1		1		0			2	
<b>Materials Science &amp; Engr(Materials Engr)</b>													0	0	34	17				34	17
	0		0		0		0		0		0		0		51		0			51	
<b>Mechanical Engineering</b>			8	1	69	2	118	16	2		6	1	203	20	108	22				311	42
	0		9		71		134		2		7		223		130		0			353	
<b>Technical Communication</b>					2	3	14	13			11	6	27	22	23	32				50	54
	0		0		5		27		0		17		49		55		0			104	

---

**Note: Students with Double- or Triple-Majors are counted once in each major declared.**

## Declared Majors by Class Standing Seattle Campus

Thursday, January 20, 2005

---



---

**College of Forest Resources**

	Freshman		Sophomore		Junior		Senior		5th Year		Non-Matriculate		All Undergraduate		Graduate		Professional		All Students	
	M	F	M	F	M	F	M	F	M	F	M	F	M	F	M	F	M	F	M	F
<b>Conservation of Wildland Resources</b>						1	3	4					3	5					3	5
	0		0		1		7		0		0		8		0		0		8	
<b>Environmental Horticulture &amp; Urban For</b>					2		8	4					8	6					8	6
	0		0		2		12		0		0		14		0		0		14	
<b>Environmental Science and Resource Mgmt</b>	2	2	5	4	16	14	18	15	2	1			43	36					43	36
	4		9		30		33		3		0		79		0		0		79	
<b>Forest and Ecological Engineering</b>							7	2					7	2					7	2
	0		0		0		9		0		0		9		0		0		9	
<b>Forest Management</b>							7	1					7	1					7	1
	0		0		0		8		0		0		8		0		0		8	
<b>Forest Res (Environmental Horticulture)</b>													0	0		1			0	1
	0		0		0		0		0		0		0		1		0		1	
<b>Forest Resources</b>												2	0	2	72	55			72	57
	0		0		0		0		0		2		2		127		0		129	
<b>Forest Resources (Forest Soils)</b>													0	0	2	1			2	1
	0		0		0		0		0		0		0		3		0		3	
<b>Forest Resources (Paper Science &amp; Engr)</b>	11	3	9	4	11	4	10	6					41	17					41	17
	14		13		15		16		0		0		58		0		0		58	

Note: Students with Double- or Triple-Majors are counted once in each major declared.

## Declared Majors by Class Standing Seattle Campus

Thursday, January 20, 2005

College of Forest Resources	Freshman		Sophomore		Junior		Senior		5th Year		Non-Matriculate		All Undergraduate		Graduate		Professional		All Students	
	M	F	M	F	M	F	M	F	M	F	M	F	M	F	M	F	M	F	M	F
	<b>Forest Resources (PSE: Business Option)</b>								2					0	2					0
	0		0		0		2		0		0		2		0		0			2
<b>Forest Resources (Urban Horticulture)</b>													0	0		1			0	1
	0		0		0		0		0		0		0		1		0			1
<b>Forest Resources:Paper Science &amp; Engrng</b>													0	0		1			1	0
	0		0		0		0		0		0		0		1		0			1
<b>Forest Resources:Silviculture &amp; For Prod</b>													0	0		1			1	0
	0		0		0		0		0		0		0		1		0			1
<b>Forest Resources:Urban Horticulture</b>													0	0		1	3		1	3
	0		0		0		0		0		0		0		4		0			4
<b>Forest Resoures (Economics)</b>													0	0		1	1		1	1
	0		0		0		0		0		0		0		2		0			2
<b>Pre Forestry (Forest Resources)</b>			2										2	0					2	0
	0		2		0		0		0		0		2		0		0			2
<b>Pre Paper Science and Engineering</b>					1								1	0					1	0
	0		0		1		0		0		0		1		0		0			1
<b>Sustainable Resource Sciences</b>							2	3					2	3					2	3
	0		0		0		5		0		0		5		0		0			5

Note: Students with Double- or Triple-Majors are counted once in each major declared.

## Declared Majors by Class Standing Seattle Campus

Thursday, January 20, 2005

---



---

**College of Forest Resources**

Freshman	Sophomore		Junior		Senior		5th Year		Non-Matriculate		All Undergraduate		Graduate		Professional		All Students		
M	F	M	F	M	F	M	F	M	F	M	F	M	F	M	F	M	F	M	F
		2		3	2	4	11		2			9	15					9	15
0		2		5		15		2		0		24		0		0		24	

---

**Wildlife Science**

**Note: Students with Double- or Triple-Majors are counted once in each major declared.**

## Declared Majors by Class Standing Seattle Campus

Thursday, January 20, 2005

---



---

**College of Ocean and Fisheries Sciences**

Freshman		Sophomore		Junior		Senior		5th Year		Non-Matriculate		All Undergraduate		Graduate		Professional		All Students	
M	F	M	F	M	F	M	F	M	F	M	F	M	F	M	F	M	F	M	F

**Aquatic and Fishery Sciences**

6	3	11	10	25	11	25	18		2	1	2	68	46	54	56			122	102
	9		21		36		43		2		3		114		110		0		224

**Oceanography**

6	9	3	5	5	10	8	12		1	1		23	37	33	36			56	73
	15		8		15		20		1		1		60		69		0		129

**School of Marine Affairs**

												0	0	17	32			17	32
	0		0		0		0		0		0		0		49		0		49

---

**Note: Students with Double- or Triple-Majors are counted once in each major declared.**

## Declared Majors by Class Standing Seattle Campus

Thursday, January 20, 2005

### Interdisciplinary Graduate Programs

	Freshman		Sophomore		Junior		Senior		5th Year		Non-Matriculate		All Undergraduate		Graduate		Professional		All Students	
	M	F	M	F	M	F	M	F	M	F	M	F	M	F	M	F	M	F	M	F
	<b>Biology Teaching</b>											1	0	1	3	5				3
	0		0		0		0		0		1		1	8		0			9	
<b>Biomolecular Structure and Design</b>													0	0	23	7			23	7
	0		0		0		0		0		0		0	30		0			30	
<b>Conservation Biology</b>													0	0	4	11			4	11
	0		0		0		0		0		0		0	15		0			15	
<b>Environmental Management</b>													0	0	7	13			7	13
	0		0		0		0		0		0		0	20		0			20	
<b>Global Trade, Transportation &amp; Logistics</b>													0	0	35	13			35	13
	0		0		0		0		0		0		0	48		0			48	
<b>Graduate Unassigned</b>													0	0	1	4			1	4
	0		0		0		0		0		0		0	5		0			5	
<b>Graduate Visiting</b>													0	0	50	31			50	31
	0		0		0		0		0		0		0	81		0			81	
<b>Health Administration Group</b>											3	1	3	1	29	51			32	52
	0		0		0		0		0		4		4	80		0			84	
<b>Health Administration Group - Evening</b>											1		1	0					1	0
	0		0		0		0		0		1		1	0		0		0	1	

Note: Students with Double- or Triple-Majors are counted once in each major declared.

## Declared Majors by Class Standing Seattle Campus

Thursday, January 20, 2005

### Interdisciplinary Graduate Programs

	Freshman		Sophomore		Junior		Senior		5th Year		Non-Matriculate		All Undergraduate		Graduate		Professional		All Students	
	M	F	M	F	M	F	M	F	M	F	M	F	M	F	M	F	M	F	M	F
	<b>Individual PhD</b>													0	0	1	1			1
<b>MOLECULAR AND CELLULAR BIO (FHCRC)</b>	0		0		0		0		0		0		0		2		0		2	
<b>Molecular and Cellular Biology</b>													0	0	25	34			25	34
<b>Museology</b>													0	0	59		0		59	
<b>Near &amp; Middle Eastern Studies</b>													0	0	42	48			42	48
<b>Neurobiology &amp; Behavior</b>													0	0	90		0		90	
<b>Nutritional Science</b>													0	0	3	27			3	27
<b>Public Health Genetics</b>													0	0	30		0		30	
<b>Quantitative Ecology &amp; Resource Mgmt</b>													0	0	5	7			5	7
	0		0		0		0		0		0		0		12		0		12	
													0	0	39	28			39	28
	0		0		0		0		0		0		0		67		0		67	
											1	1	1	1	6	23			7	24
	0		0		0		0		0		2		2		29		0		31	
													0	0	2	7			2	7
	0		0		0		0		0		0		0		9		0		9	
													0	0	11	7			11	7
	0		0		0		0		0		0		0		18		0		18	

Note: Students with Double- or Triple-Majors are counted once in each major declared.

## Declared Majors by Class Standing Seattle Campus

Thursday, January 20, 2005

---



---

**Interdisciplinary Graduate Programs**

Freshman	Sophomore	Junior	Senior	5th Year	Non-Matriculate	All Undergraduate	Graduate	Professional	All Students				
M	F	M	F	M	F	M	F	M	F	M	F	M	F

**Special Program Graduate Student**

						0	0	5	6			5	6

	0		0		0		0		11		0		11

**Urban Design & Planning**

						0	0	12	8			12	8

	0		0		0		0		20		0		20

---

**Note: Students with Double- or Triple-Majors are counted once in each major declared.**

## Declared Majors by Class Standing Seattle Campus

Thursday, January 20, 2005

	Freshman		Sophomore		Junior		Senior		5th Year		Non-Matriculate		All Undergraduate		Graduate		Professional		All Students			
	M	F	M	F	M	F	M	F	M	F	M	F	M	F	M	F	M	F	M	F		
	<b>Interdisciplinary Undergraduate Studies</b>																					
<b>Academy for Young Scholars</b>	13	20	9	15	2	5							24	40							24	40
		33		24		7		0		0		0		64		0		0				64
<b>Center for Study of Capable Youth</b>	8	8	4	2	3	1							15	11							15	11
		16		6		4		0		0		0		26		0		0				26
<b>Environmental St: Ecology &amp; Conservation</b>				1	4	17	8	23					12	41							12	41
		0		1		21		31		0		0		53		0		0				53
<b>Environmental St: Internatl Perspectives</b>				1	1	3	3	4					4	8							4	8
		0		1		4		7		0		0		12		0		0				12
<b>Environmental St: Population and Health</b>				1	4	4	6	13					10	18							10	18
		0		1		8		19		0		0		28		0		0				28
<b>Environmental St: Resources</b>				1	1	1	3	5					5	6							5	6
		0		1		2		8		0		0		11		0		0				11
<b>Environmental Studies</b>					2			1					2	1							2	1
		0		0		2		1		0		0		3		0		0				3
<b>Non Matriculated</b>																						
											575	576	575	576							575	576
		0		0		0		0		0		1151		1151		0		0				1151
<b>Visiting undergraduate interdisciplinary</b>																						
											21	3	21	3							21	3
		0		0		0		0		0		24		24		0		0				24

Note: Students with Double- or Triple-Majors are counted once in each major declared.

## Declared Majors by Class Standing Seattle Campus

Thursday, January 20, 2005

---



---

**Interdisciplinary Undergraduate Studies**

Freshman		Sophomore		Junior		Senior		5th Year		Non-Matriculate		All Undergraduate		Graduate		Professional		All Students	
M	F	M	F	M	F	M	F	M	F	M	F	M	F	M	F	M	F	M	F

**Note: Students with Double- or Triple-Majors are counted once in each major declared.**

## Declared Majors by Class Standing Seattle Campus

Thursday, January 20, 2005

### Interschool or Intercollege Programs

	Freshman		Sophomore		Junior		Senior		5th Year		Non-Matriculate		All Undergraduate		Graduate		Professional		All Students	
	M	F	M	F	M	F	M	F	M	F	M	F	M	F	M	F	M	F	M	F
	<b>Bioengineering</b>	1	1	6	7	12	7	42	17			1		62	32	55	45			117
		2		13		19		59		0		1		94		100		0		194
<b>Bioengineering (Nanotechnology)</b>													0	0	3	2			3	2
	0		0		0		0		0		0		0		5		0		5	
<b>Dentistry/Oral Biology</b>													0	0	1				1	0
	0		0		0		0		0		0		0		1		0		1	
<b>Engineering/Business Administration</b>													0	0	1	1			1	1
	0		0		0		0		0		0		0		2		0		2	
<b>Entrepreneurship in Technology</b>													0	0	5				5	0
	0		0		0		0		0		0		0		5		0		5	
<b>Health Services/Business Administration</b>													0	0	5	1			5	1
	0		0		0		0		0		0		0		6		0		6	
<b>International Studies/Business Admin</b>													0	0	3				3	0
	0		0		0		0		0		0		0		3		0		3	
<b>International Studies/Marine Studies</b>													0	0	2	1			2	1
	0		0		0		0		0		0		0		3		0		3	
<b>International Studies/Public Affairs</b>													0	0	5	13			5	13
	0		0		0		0		0		0		0		18		0		18	

Note: Students with Double- or Triple-Majors are counted once in each major declared.

## Declared Majors by Class Standing Seattle Campus

Thursday, January 20, 2005

---



---

**Interschool or Intercollege Programs**

	Freshman		Sophomore		Junior		Senior		5th Year		Non-Matriculate		All Undergraduate		Graduate		Professional		All Students	
	M	F	M	F	M	F	M	F	M	F	M	F	M	F	M	F	M	F	M	F
	<b>Medical Engineering</b>											13	5	13	5	14	11			27
	0		0		0		0		0		18		18		25		0		43	
<b>Nursing/Health Services</b>													0	0	1				0	1
	0		0		0		0		0		0		0		1		0		1	
<b>Public Affairs/Environmental Health</b>													0	0	1				0	1
	0		0		0		0		0		0		0		1		0		1	
<b>Public Affairs/Forest Resources</b>													0	0	2	2			2	2
	0		0		0		0		0		0		0		4		0		4	
<b>Public Affairs/Health Administration</b>													0	0	1				1	0
	0		0		0		0		0		0		0		1		0		1	
<b>Public Affairs/Health Services</b>													0	0	1				0	1
	0		0		0		0		0		0		0		1		0		1	
<b>Social Work/Public Health</b>													0	0	4				0	4
	0		0		0		0		0		0		0		4		0		4	
<b>Urban Planning/Public Administration</b>													0	0	2	4			2	4
	0		0		0		0		0		0		0		6		0		6	

---

Note: Students with Double- or Triple-Majors are counted once in each major declared.

## Declared Majors by Class Standing Seattle Campus

Thursday, January 20, 2005

---



---

**School of Business Administration**

	Freshman		Sophomore		Junior		Senior		5th Year		Non-Matriculate		All Undergraduate		Graduate		Professional		All Students	
	M	F	M	F	M	F	M	F	M	F	M	F	M	F	M	F	M	F	M	F
<b>Accounting</b>			12	8	89	100	128	123	1	3			230	234					230	234
	0		20		189		251		4		0		464		0		0		464	
<b>Accounting (Auditing &amp; Assurance)</b>													0	0	22	21			22	21
	0		0		0		0		0		0		0		43		0		43	
<b>Accounting (Taxation)</b>													0	0	15	24			15	24
	0		0		0		0		0		0		0		39		0		39	
<b>Bus Admin (Human Resources Management)</b>					14		4	12					4	26					4	26
	0		0		14		16		0		0		30		0		0		30	
<b>Business Administration</b>	12	10	47	24	66	56	66	66					191	156					191	156
	22		71		122		132		0		0		347		0		0		347	
<b>Business Admin (Entrepreneurship)</b>			3	3	39	20	56	25					98	48					98	48
	0		6		59		81		0		0		146		0		0		146	
<b>Business Administration</b>													0	0	167	62			167	62
	0		0		0		0		0		0		0		229		0		229	
<b>Business Administration (Doctoral)</b>													0	0	52	27			52	27
	0		0		0		0		0		0		0		79		0		79	
<b>Business Administration (Executive)</b>													0	0	117	36			117	36
	0		0		0		0		0		0		0		153		0		153	

Note: Students with Double- or Triple-Majors are counted once in each major declared.

## Declared Majors by Class Standing Seattle Campus

Thursday, January 20, 2005

---



---

**School of Business Administration**

	Freshman		Sophomore		Junior		Senior		5th Year		Non-Matriculate		All Undergraduate		Graduate		Professional		All Students	
	M	F	M	F	M	F	M	F	M	F	M	F	M	F	M	F	M	F	M	F
<b>Business Administration (Finance)</b>				1	63	38	148	92					211	131					211	131
	0		1		101		240		0		0		342		0		0		342	
<b>Business Administration (Info Systems)</b>													0	0	13	4			13	4
	0		0		0		0		0		0		0		17		0		17	
<b>Business Administration (Inform Systems)</b>			1	1	29	14	76	46					106	61	42	11			148	72
	0		2		43		122		0		0		167		53		0		220	
<b>Business Administration (Marketing)</b>			1	6	40	83	72	130					113	219					113	219
	0		7		123		202		0		0		332		0		0		332	
<b>Business, Evening Degree Program (MBA)</b>													0	0	101	36			101	36
	0		0		0		0		0		0		0		137		0		137	
<b>Certificate in International Business</b>			4	1	19	26	25	30					48	57					48	57
	0		5		45		55		0		0		105		0		0		105	
<b>Exchange - Business administration</b>					2	1							2	1					2	1
	0		0		3		0		0		0		3		0		0		3	
<b>Global Executive MBA</b>													0	0	37				37	0
	0		0		0		0		0		0		0		37		0		37	
<b>Global MBA</b>													0	0	3	5			3	5
	0		0		0		0		0		0		0		8		0		8	

Note: Students with Double- or Triple-Majors are counted once in each major declared.

## Declared Majors by Class Standing Seattle Campus

Thursday, January 20, 2005

---



---

**School of Business Administration**

Freshman		Sophomore		Junior		Senior		5th Year		Non-Matriculate		All Undergraduate		Graduate		Professional		All Students	
M	F	M	F	M	F	M	F	M	F	M	F	M	F	M	F	M	F	M	F
												0	0	86	21			86	21
0		0		0		0		0		0		0		107		0		107	

---

**Technology Management MBA**

**Note: Students with Double- or Triple-Majors are counted once in each major declared.**

## Declared Majors by Class Standing Seattle Campus

Thursday, January 20, 2005

School of Dentistry	Freshman		Sophomore		Junior		Senior		5th Year		Non-Matriculate		All Undergraduate		Graduate		Professional		All Students	
	M	F	M	F	M	F	M	F	M	F	M	F	M	F	M	F	M	F	M	F
	<b>Dental Hygiene</b>								3					0	3					0
<b>Dentistry</b>	0		0		0		3		0		0		3		0		0			3
<b>Dentistry Concurrent Degree Program</b>													0	0			142	75	142	75
<b>Endodontics</b>	0		0		0		0		0		0		0		2		217			217
<b>Oral Biology</b>													0	0	2				0	2
<b>Oral Medicine</b>	0		0		0		0		0		0		0		2		0			2
<b>Orthodontics</b>													0	0	5	1			5	1
<b>Periodontics</b>	0		0		0		0		0		0		0		6		0			6
<b>Pediatric Dentistry</b>													0	0	6				6	
<b>Oral Hygiene</b>	0		0		0		0		0		0		0		11		0			11
<b>Oral Surgery</b>													0	0	6				0	6
<b>Oral Pathology</b>	0		0		0		0		0		0		0		6		0			6
<b>Oral Radiology</b>													0	0	4	7			4	7
<b>Oral Care</b>	0		0		0		0		0		0		0		11		0			11
<b>Oral Health</b>													0	0	3	5			3	5
<b>Oral Care</b>	0		0		0		0		0		0		0		8		0			8
<b>Oral Care</b>													0	0	5	7			5	7
<b>Oral Care</b>	0		0		0		0		0		0		0		12		0			12

Note: Students with Double- or Triple-Majors are counted once in each major declared.

## Declared Majors by Class Standing Seattle Campus

Thursday, January 20, 2005

---

**School of Dentistry**

Freshman		Sophomore		Junior		Senior		5th Year		Non-Matriculate		All Undergraduate		Graduate		Professional		All Students	
M	F	M	F	M	F	M	F	M	F	M	F	M	F	M	F	M	F	M	F

**Prosthodontics**

												0	0	9	2			9	2
	0		0		0		0		0		0		0		11		0		11

---

**Note: Students with Double- or Triple-Majors are counted once in each major declared.**

## Declared Majors by Class Standing Seattle Campus

Thursday, January 20, 2005

School of Law	Freshman		Sophomore		Junior		Senior		5th Year		Non-Matriculate		All Undergraduate		Graduate		Professional		All Students	
	M	F	M	F	M	F	M	F	M	F	M	F	M	F	M	F	M	F	M	F
	<b>Law</b>													0	0	16	10	195	297	211
	0		0		0		0		0		0		0		26		492		518	
<b>Law (Intellectual Property)</b>													0	0	20	9			20	9
	0		0		0		0		0		0		0		29		0		29	
<b>Law (Taxation)</b>													0	0	41	19			41	19
	0		0		0		0		0		0		0		60		0		60	
<b>Law Concurrent Degree Program</b>													0	0	14	19			14	19
	0		0		0		0		0		0		0		33		0		33	
<b>Law Visiting</b>									1	3			1	3					1	3
	0		0		0		0		4		0		4		0		0		4	

Note: Students with Double- or Triple-Majors are counted once in each major declared.

## Declared Majors by Class Standing Seattle Campus

Thursday, January 20, 2005

School of Medicine	Freshman		Sophomore		Junior		Senior		5th Year		Non-Matriculate		All Undergraduate		Graduate		Professional		All Students	
	M	F	M	F	M	F	M	F	M	F	M	F	M	F	M	F	M	F	M	F
	<b>Biochemistry</b>											1		1	0	36	12			37
	0		0		0		0		0		1		1		48		0		49	
<b>Biological Structure</b>													0	0	2	1			2	1
	0		0		0		0		0		0		0		3		0		3	
<b>Biomedical and Health Informatics</b>											1		1	0	14	14			15	14
	0		0		0		0		0		1		1		28		0		29	
<b>Comparative Medicine</b>													0	0	1	3			1	3
	0		0		0		0		0		0		0		4		0		4	
<b>Genetics</b>											1		1	0	8	6			9	6
	0		0		0		0		0		1		1		14		0		15	
<b>Genome Sciences</b>													0	0	19	10			19	10
	0		0		0		0		0		0		0		29		0		29	
<b>Immunology</b>													0	0	19	17			19	17
	0		0		0		0		0		0		0		36		0		36	
<b>Laboratory Medicine</b>													0	0	1	6			1	6
	0		0		0		0		0		0		0		7		0		7	
<b>Medex (Medex Certificate Program)</b>	10	6	7	5			1						17	12					17	12
	16		12		0		1		0		0		29		0		0		29	

Note: Students with Double- or Triple-Majors are counted once in each major declared.

## Declared Majors by Class Standing Seattle Campus

Thursday, January 20, 2005

---



---

**School of Medicine**

	Freshman		Sophomore		Junior		Senior		5th Year		Non-Matriculate		All Undergraduate		Graduate		Professional		All Students	
	M	F	M	F	M	F	M	F	M	F	M	F	M	F	M	F	M	F	M	F
	<b>Medical History &amp; Ethics</b>													0	0	4				0
	0		0		0		0		0		0		0		4		0		4	
<b>Medical Technology</b>					2	8	9	18	1	9			12	35					12	35
	0		0		10		27		10		0		47		0		0		47	
<b>Medicine</b>													0	0			296	370	296	370
	0		0		0		0		0		0		0		0		666		666	
<b>Medicine Concurrent Degree Program</b>													0	0	56	29			56	29
	0		0		0		0		0		0		0		85		0		85	
<b>Medxd (Medex Degree Program)</b>			1		9	4	19	17	28	40			56	62					56	62
	0		1		13		36		68		0		118		0		0		118	
<b>Microbiology (Medicine)</b>											2		0	2	17	19			17	21
	0		0		0		0		0		2		2		36		0		38	
<b>Molecular Biotechnology</b>													0	0	8	2			8	2
	0		0		0		0		0		0		0		10		0		10	
<b>Pathology</b>													0	0	12	11			12	11
	0		0		0		0		0		0		0		23		0		23	
<b>Pharmacology</b>													0	0	14	23			14	23
	0		0		0		0		0		0		0		37		0		37	

Note: Students with Double- or Triple-Majors are counted once in each major declared.

## Declared Majors by Class Standing Seattle Campus

Thursday, January 20, 2005

---



---

**School of Medicine**

	Freshman		Sophomore		Junior		Senior		5th Year		Non-Matriculate		All Undergraduate		Graduate		Professional		All Students	
	M	F	M	F	M	F	M	F	M	F	M	F	M	F	M	F	M	F	M	F
	<b>Physiology &amp; Biophysics</b>												1	0	1	9	16			9
<b>Prosthetics &amp; Orthotics</b>	0		0		0		0		0		1		1		25		0			26
<b>Rehabilitation Med (Physical Therapy)</b>					3		8	7	5	1			13	11					13	11
<b>Rehabilitation Med(Occupational Therapy)</b>	0		0		3		15		6		0		24		0		0			24
<b>Rehabilitation Medicine</b>											1		1	0	16	64			17	64
	0		0		0		0		0		1		1		80		0			81
													0	0	3	56			3	56
	0		0		0		0		0		0		0		59		0			59
													0	0		1			0	1
	0		0		0		0		0		0		0		1		0			1

---

Note: Students with Double- or Triple-Majors are counted once in each major declared.

## Declared Majors by Class Standing Seattle Campus

Thursday, January 20, 2005

---



---

**School of Nursing**

Freshman		Sophomore		Junior		Senior		5th Year		Non-Matriculate		All Undergraduate		Graduate		Professional		All Students	
M	F	M	F	M	F	M	F	M	F	M	F	M	F	M	F	M	F	M	F

**Masters Entry Program in Nursing**

												0	0	3	17			3	17
--	--	--	--	--	--	--	--	--	--	--	--	---	---	---	----	--	--	---	----

	0		0		0		0		0		0		0	20		0		20	
--	---	--	---	--	---	--	---	--	---	--	---	--	---	----	--	---	--	----	--

**Nursing**

		1		6	46	10	63	7	61	4	53	28	223	21	279			49	502
	0	1		52		73		68		57		251		300		0		551	

---

**Note: Students with Double- or Triple-Majors are counted once in each major declared.**

## Declared Majors by Class Standing Seattle Campus

Thursday, January 20, 2005

School of Pharmacy	Freshman		Sophomore		Junior		Senior		5th Year		Non-Matriculate		All Undergraduate		Graduate		Professional		All Students			
	M	F	M	F	M	F	M	F	M	F	M	F	M	F	M	F	M	F	M	F		
	<b>Medicinal Chemistry</b>													0	0	18	12					18
	0		0		0		0		0		0		0		30		0				30	
<b>Pharmaceutics</b>												1	0	1	10	9					10	10
	0		0		0		0		0		1		1		19		0				20	
<b>Pharmacy</b>												1	0	1	7	5	130	259			137	265
	0		0		0		0		0		1		1		12		389				402	

Note: Students with Double- or Triple-Majors are counted once in each major declared.

## Declared Majors by Class Standing Seattle Campus

Thursday, January 20, 2005

School of Public Affairs	Freshman		Sophomore		Junior		Senior		5th Year		Non-Matriculate		All Undergraduate		Graduate		Professional		All Students	
	M	F	M	F	M	F	M	F	M	F	M	F	M	F	M	F	M	F	M	F
	<b>Public Administration</b>													0	0	24	27			24
<b>Public Affairs</b>	0		0		0		0		0		0		0		51		0		51	
<b>Public Affairs (GTTL)</b>											5	3	5	3	67	141			72	144
<b>Public Affairs, Evening Degree Program</b>											8		8		208		0		216	
													0	0	1				0	1
	0		0		0		0		0		0		0		1		0		1	
													0	0	28	38			28	38
	0		0		0		0		0		0		0		66		0		66	

Note: Students with Double- or Triple-Majors are counted once in each major declared.

## Declared Majors by Class Standing Seattle Campus

Thursday, January 20, 2005

---



---

School of Public Health and Community Medicine

	Freshman		Sophomore		Junior		Senior		5th Year		Non-Matriculate		All Undergraduate		Graduate		Professional		All Students	
	M	F	M	F	M	F	M	F	M	F	M	F	M	F	M	F	M	F	M	F
<b>Biostatistics</b>													0	0	36	31			36	31
	0		0		0		0		0		0		0		67		0		67	
<b>Environmental &amp; Occupational Health</b>													0	0	3	7			3	7
	0		0		0		0		0		0		0		10		0		10	
<b>Environmental and Occupational Hygiene</b>													0	0	4	1			4	1
	0		0		0		0		0		0		0		5		0		5	
<b>Environmental Health</b>					2	4	3	18			1	3	6	25	3	7			9	32
	0		0		6		21		0		4		31		10		0		41	
<b>Environmental Health-Envrnmtl Toxicology</b>													0	0	10	18			10	18
	0		0		0		0		0		0		0		28		0		28	
<b>Environmental Health-Industrial Hygiene</b>													0	0	8	8			8	8
	0		0		0		0		0		0		0		16		0		16	
<b>Environmental Health-Safety &amp; Ergonomics</b>													0	0	1	1			1	1
	0		0		0		0		0		0		0		2		0		2	
<b>Epidemiology</b>													3	0	3	47	91		47	94
	0		0		0		0		0		3		3		138		0		141	
<b>Genetic Epidemiology</b>													0	0	1	1			1	1
	0		0		0		0		0		0		0		2		0		2	

Note: Students with Double- or Triple-Majors are counted once in each major declared.

## Declared Majors by Class Standing Seattle Campus

Thursday, January 20, 2005

---



---

**School of Public Health and Community Medicine**

	Freshman		Sophomore		Junior		Senior		5th Year		Non-Matriculate		All Undergraduate		Graduate		Professional		All Students	
	M	F	M	F	M	F	M	F	M	F	M	F	M	F	M	F	M	F	M	F
<b>Health Information Administration</b>				1	1	3	8	16		1			9	21					9	21
	0		1		4		24		1		0		30		0		0		30	
<b>Health Services</b>											1	4	1	4	24	125			25	129
	0		0		0		0		0		5		5		149		0		154	
<b>Health Services (Extended Degree)</b>												4	0	4	15	39			15	43
	0		0		0		0		0		4		4		54		0		58	
<b>Occupational &amp; Environmental Medicine</b>													0	0	8	2			8	2
	0		0		0		0		0		0		0		10		0		10	
<b>Public Health Genetics</b>											1	2	1	2	5	17			6	19
	0		0		0		0		0		3		3		22		0		25	
<b>Public Health Nutrition</b>													0	0	2	16			2	16
	0		0		0		0		0		0		0		18		0		18	
<b>Public Health Pathobiology</b>												1	0	1	15	29			15	30
	0		0		0		0		0		1		1		44		0		45	

---

Note: Students with Double- or Triple-Majors are counted once in each major declared.

## Declared Majors by Class Standing Seattle Campus

Thursday, January 20, 2005

School of Social Work	Freshman		Sophomore		Junior		Senior		5th Year		Non-Matriculate		All Undergraduate		Graduate		Professional		All Students	
	M	F	M	F	M	F	M	F	M	F	M	F	M	F	M	F	M	F	M	F
	<b>ADMINISTRATIVE PRACTICE</b>													0	0	2	8			2
	0		0		0		0		0		0		0		10		0		10	
<b>ADVANCED GENERALIST PRACTICE</b>													0	0	18	108			18	108
	0		0		0		0		0		0		0		126		0		126	
<b>CLINICAL &amp; CONTEXTUAL PRACTICE</b>													0	0	13	77			13	77
	0		0		0		0		0		0		0		90		0		90	
<b>CROSS METHODS PRACTICE</b>													0	0		8			0	8
	0		0		0		0		0		0		0		8		0		8	
<b>POLICY PRACTICE</b>													0	0	3	9			3	9
	0		0		0		0		0		0		0		12		0		12	
<b>Social Welfare</b>					8	32	9	48					17	80	8	34			25	114
	0		0		40		57		0		0		97		42		0		139	
<b>Social Work</b>												3	0	3	11	75			11	78
	0		0		0		0		0		3		3		86		0		89	
<b>Social Work (Distance Learning)</b>													0	0		2			0	2
	0		0		0		0		0		0		0		2		0		2	
<b>Social Work (Evening Degree Program)</b>													0	0	2	5			2	5
	0		0		0		0		0		0		0		7		0		7	

Note: Students with Double- or Triple-Majors are counted once in each major declared.

## Declared Majors by Class Standing Seattle Campus

Thursday, January 20, 2005

---

School of Social Work

	Freshman		Sophomore		Junior		Senior		5th Year		Non-Matriculate		All Undergraduate		Graduate		Professional		All Students	
	M	F	M	F	M	F	M	F	M	F	M	F	M	F	M	F	M	F	M	F
Social Work (Multi-Ethnic Practice)													0	0		1			0	1
	0		0		0		0		0		0		0		1	0			1	

---

Note: Students with Double- or Triple-Majors are counted once in each major declared.

## Declared Majors by Class Standing Seattle Campus

Thursday, January 20, 2005

---

**Tacoma Campus**

Freshman		Sophomore		Junior		Senior		5th Year		Non-Matriculate		All Undergraduate		Graduate		Professional		All Students	
M	F	M	F	M	F	M	F	M	F	M	F	M	F	M	F	M	F	M	F

**Visiting from Tacoma Campus**

				1	2	8	2	1	1	1		11	5	6				11	11
0		0		3		10		2		1		16		6		0		22	

---

**Note: Students with Double- or Triple-Majors are counted once in each major declared.**

## Declared Majors by Class Standing Seattle Campus

Thursday, January 20, 2005

The Information School	Freshman		Sophomore		Junior		Senior		5th Year		Non-Matriculate		All Undergraduate		Graduate		Professional		All Students	
	M	F	M	F	M	F	M	F	M	F	M	F	M	F	M	F	M	F	M	F
	<b>Informatics</b>			2	1	26	5	54	16					82	22					82
	0		3		31		70		0		0		104		0		0		104	
<b>Information Management</b>													0	0	34	28			34	28
	0		0		0		0		0		0		0		62		0		62	
<b>Information Science</b>													0	0	8	15			8	15
	0		0		0		0		0		0		0		23		0		23	
<b>Library &amp; Information Science</b>													0	0	42	94			42	94
	0		0		0		0		0		0		0		136		0		136	
<b>Library &amp; Information Science (DL)</b>													0	0	36	101			36	101
	0		0		0		0		0		0		0		137		0		137	
<b>Library &amp; Information Science, Even Deg</b>													0	0	10	35			10	35
	0		0		0		0		0		0		0		45		0		45	

Note: Students with Double- or Triple-Majors are counted once in each major declared.

## International Students by College Seattle Campus

Thursday, January 20, 2005

	Freshman		Sophomore		Junior		Senior		5th Year		Non-Matriculate		All Undergraduate		Graduate		Professional		All Students	
	M	F	M	F	M	F	M	F	M	F	M	F	M	F	M	F	M	F	M	F
	<b>College of Architecture and Urban Planning</b>					2	3	3	3					5	6	12	16			17
	0		0		5		6		0		0		11		28		0		39	
<b>College of Arts and Sciences</b>	62	64	59	65	91	120	62	78	4		1		275	331	245	241			520	572
	126		124		211		140		4		1		606		486		0		1092	
<b>College of Education</b>											1		0	1	7	21			7	22
	0		0		0		0		0		1		1		28		0		29	
<b>College of Engineering</b>			2		28	8	53	19			7	1	90	28	285	84			375	112
	0		2		36		72		0		8		118		369		0		487	
<b>College of Forest Resources</b>							2						2	0	13	7			15	7
	0		0		0		2		0		0		2		20		0		22	
<b>College of Ocean and Fisheries Sciences</b>			1				1						1	1	14	9			15	10
	0		1		0		1		0		0		2		23		0		25	
<b>Interdisciplinary Graduate Programs</b>													0	0	93	73			93	73
	0		0		0		0		0		0		0		166		0		166	
<b>Interdisciplinary Undergraduate Studies</b>					1		1				32	17	33	18					33	18
	0		0		1		1		0		49		51		0		0		51	
<b>Interschool or Intercollege Programs</b>					1		2	1			1		2	3	21	11			23	14
	0		0		1		3		0		1		5		32		0		37	
<b>School of Business Administration</b>			2		27	29	31	35					58	66	134	56			192	122
	0		2		56		66		0		0		124		190		0		314	
<b>School of Dentistry</b>							1						0	1	14	11			14	12
	0		0		0		1		0		0		1		25		0		26	
<b>School of Law</b>									1				0	1	33	14	4	13	37	28
	0		0		0		0		1		0		1		47		17		65	
<b>School of Medicine</b>					1	1	1	1					2	2	33	15			35	17
	0		0		2		2		0		0		4		48		0		52	

Note: Students with Double- or Triple-Majors across colleges are counted once in each college.

## International Students by College Seattle Campus

Thursday, January 20, 2005

	Freshman		Sophomore		Junior		Senior		5th Year		Non-Matriculate		All Undergraduate		Graduate		Professional		All Students	
	M	F	M	F	M	F	M	F	M	F	M	F	M	F	M	F	M	F	M	F
	<b>School of Nursing</b>								1				2	0	3	1	37			1
	0		0		0		1		0		2		3		38		0			41
<b>School of Pharmacy</b>													0	0	9	9	8	17	17	26
	0		0		0		0		0		0		0		18		25			43
<b>School of Public Affairs</b>													0	0	8	11			8	11
	0		0		0		0		0		0		0		19		0			19
<b>School of Public Health and Community Medicine</b>								1					0	1	28	50			28	51
	0		0		0		1		0		0		1		78		0			79
<b>School of Social Work</b>						2							0	2	1	13			1	15
	0		0		2		0		0		0		2		14		0			16
<b>The Information School</b>					1		1	3					2	3	6	12			8	15
	0		0		1		4		0		0		5		18		0			23
<b>Unduplicated Total for Seattle Campus:</b>	<b>62</b>	<b>64</b>	<b>62</b>	<b>67</b>	<b>149</b>	<b>161</b>	<b>147</b>	<b>136</b>	<b>0</b>	<b>5</b>	<b>40</b>	<b>22</b>	<b>460</b>	<b>455</b>	<b>879</b>	<b>644</b>	<b>12</b>	<b>30</b>	<b>1351</b>	<b>1129</b>
	<b>126</b>		<b>129</b>		<b>310</b>		<b>283</b>		<b>5</b>		<b>62</b>		<b>915</b>		<b>1523</b>		<b>42</b>		<b>2480</b>	

Note: Students with Double- or Triple-Majors across colleges are counted once in each college.

## Professional Enrollment by NCR Status Seattle Campus

Thursday, January 20, 2005

	First Year		Second Year		Third Year		Fourth Year		Total	
	Male	Female	Male	Female	Male	Female	Male	Female	Male	Female
<b>School of Dentistry</b>										
Continuing	37	18	38	16	31	23	36	18	142	75
	55		54		54		54		217	
New									0	0
	0		0		0		0		0	0
Returning									0	0
	0		0		0		0		0	0
<b>School of Law</b>										
Continuing	74	103	71	101	50	93			195	297
	177		172		143		0		492	
New									0	0
	0		0		0		0		0	0
Returning									0	0
	0		0		0		0		0	0
<b>School of Medicine</b>										
Continuing	74	97	81	86	74	94	67	90	296	367
	171		167		168		157		663	
New									0	0
	0		0		0		0		0	0
Returning						2		1	0	3
	0		0		2		1		3	
<b>School of Pharmacy</b>										
Continuing	48	70	27	74	31	64	23	51	129	259
	118		101		95		74		388	
New									0	0
	0		0		0		0		0	0
Returning							1		1	0
	0		0		0		1		1	0
<b>Unduplicated Total for Seattle Campus:</b>	233	288	217	277	186	276	127	160	763	1001
	521		494		462		287		1764	

Note: Students with Double- or Triple-Majors across colleges are counted once in each college.

Credits Generated by College and Course Level  
State-Funded Coursework  
Winter 2005

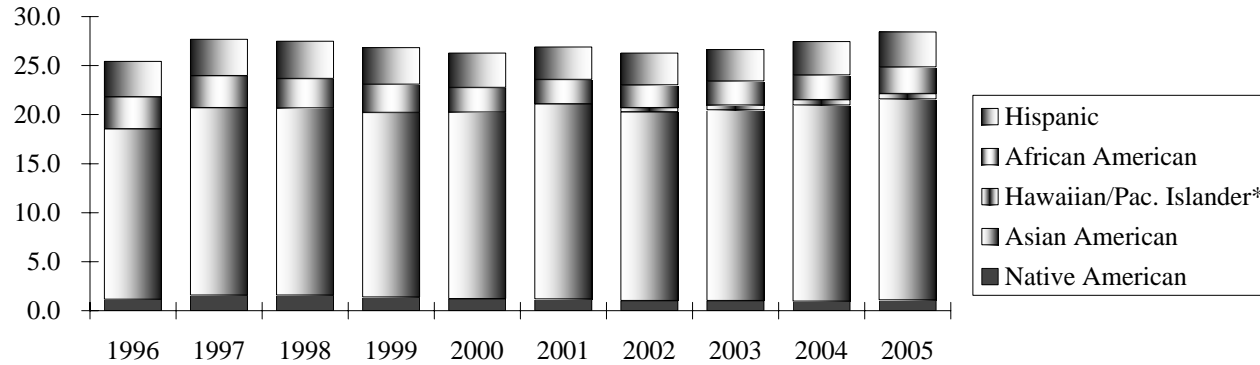
COLLEGE	100-200 LEVEL CREDITS	300-400 LEVEL CREDITS	500-800 LEVEL CREDITS	TOTAL CREDITS
Interdisciplinary Undergraduate Programs	1114.0	464.0	76.0	1654.0
Architecture & Urban Planning	1825.0	5694.0	2474.0	9993.0
Arts & Sciences	173384.0	97939.0	24609.0	295932.0
Business Administration	6241.0	18710.0	4441.0	29392.0
Education		1225.0	6344.0	7569.0
Engineering	8091.0	17364.0	8677.6	34132.6
Ocean & Fishery Sciences	2839.0	1197.0	2042.0	6078.0
Forest Resources	1854.0	1883.0	1085.0	4822.0
Public Health & Community Medicine		218.0	5789.0	6007.0
Nursing		2793.0	1998.0	4791.0
Interschool/Intercollege Programs	630.0	1696.0	1286.0	3612.0
Pharmacy		2310.0	2604.0	4914.0
Public Affairs			1827.0	1827.0
Interdisciplinary Graduate Programs		22.0	2883.0	2905.0
The Information School	265.0	1426.0	1613.0	3304.0
Social Work	385.0	937.0	2740.0	4062.0
Dentistry		22.0	4853.5	4875.5
Law			7930.0	7930.0
Medicine	165.0	8608.0	15030.0	23803.0
<b>Seattle Campus Total</b>	196793.0	162508.0	98302.1	457603.1
Bothell Branch Campus		17245.0	1480.0	18725.0
Tacoma Branch Campus	160.0	20708.0	2480.0	23348.0
<b>All University Total</b>	196953.0	200461.0	102262.1	499676.1

University of Washington  
Historical Enrollments by Term  
1946 - 2005

SCHOOL YEAR	AUTUMN		WINTER		SPRING		SCHOOL YEAR	AUTUMN		WINTER		SPRING	
	TOTAL ENROLLMENT	% INCREASE (DECREASE) FROM SPRING	TOTAL ENROLLMENT	% INCREASE (DECREASE) FROM AUTUMN	TOTAL ENROLLMENT	% INCREASE (DECREASE) FROM WINTER		TOTAL ENROLLMENT	% INCREASE (DECREASE) FROM SPRING	TOTAL ENROLLMENT	% INCREASE (DECREASE) FROM AUTUMN	TOTAL ENROLLMENT	% INCREASE (DECREASE) FROM WINTER
	1946 - 1947	15,594	28.46%	15,290	-1.95%	14,462		-5.42%	1978 - 1979	36,249	13.38%	33,709	-7.01%
1947 - 1948	15,990	10.57%	15,496	-3.09%	14,737	-4.90%	1979 - 1980	37,547	15.33%	34,376	-8.45%	32,189	-6.36%
1948 - 1949	16,650	12.98%	16,203	-2.68%	15,299	-5.58%	1980 - 1981	36,636	13.82%	34,703	-5.28%	32,148	-7.36%
1949 - 1950	16,380	7.07%	15,891	-2.99%	14,741	-7.24%	1981 - 1982	35,290	9.77%	31,874	-9.68%	30,941	-2.93%
1950 - 1951	14,590	-1.02%	13,714	-6.00%	13,153	-4.09%	1982 - 1983	34,468	11.40%	32,328	-6.21%	30,752	-4.88%
1951 - 1952	13,297	1.09%	12,524	-5.81%	11,749	-6.19%	1983 - 1984	34,308	11.56%	32,501	-5.27%	30,366	-6.57%
1952 - 1953	13,072	11.26%	12,472	-4.59%	11,681	-6.34%	1984 - 1985	34,452	13.46%	32,480	-5.72%	29,943	-7.81%
1953 - 1954	13,048	11.70%	12,519	-4.05%	11,879	-5.11%	1985 - 1986	34,086	13.84%	31,631	-7.20%	30,182	-4.58%
1954 - 1955	13,675	15.12%	13,185	-3.58%	12,512	-5.10%	1986 - 1987	33,674	11.57%	31,605	-6.14%	30,071	-4.85%
1955 - 1956	14,165	13.21%	13,758	-2.87%	12,957	-5.82%	1987 - 1988	33,302	10.74%	31,814	-4.47%	30,227	-4.99%
1956 - 1957	14,947	15.36%	14,405	-3.63%	13,386	-7.07%	1988 - 1989	33,460	10.70%	31,716	-5.21%	30,161	-4.90%
1957 - 1958	15,427	15.25%	14,903	-3.40%	13,999	-6.07%	1989 - 1990	33,238	10.20%	31,791	-4.35%	30,361	-4.50%
1958 - 1959	16,202	15.74%	15,378	-5.09%	14,359	-6.63%	1990 - 1991	33,536	10.46%	31,791	-5.20%	31,068	-2.27%
1959 - 1960	16,882	17.57%	15,947	-5.54%	14,961	-6.18%	1991 - 1992	34,269	10.30%	32,582	-4.92%	31,018	-4.80%
1960 - 1961	18,143	21.27%	17,340	-4.43%	16,285	-6.08%	1992 - 1993	34,598	11.54%	32,749	-5.34%	31,271	-4.51%
1961 - 1962	18,841	15.70%	17,609	-6.54%	16,164	-8.21%	1993 - 1994	34,000	8.73%	32,704	-3.81%	31,241	-4.47%
1962 - 1963	19,130	18.35%	18,428	-3.67%	17,364	-5.77%	1994 - 1995	33,719	7.93%	32,502	-3.61%	30,991	-4.65%
1963 - 1964	20,962	20.72%	20,010	-4.54%	19,019	-4.95%	1995 - 1996	33,996	9.70%	32,498	-4.41%	31,173	-4.08%
1964 - 1965	22,930	20.56%	21,868	-4.63%	20,951	-4.19%	1996 - 1997	34,368	10.25%	33,194	-3.42%	31,668	-4.60%
1965 - 1966	25,152	20.05%	23,920	-4.90%	22,657	-5.28%	1997 - 1998	35,367	11.68%	33,881	-4.20%	32,198	-4.97%
1966 - 1967	26,431	16.66%	25,122	-4.95%	23,944	-4.69%	1998 - 1999	35,108	9.04%	33,869	-3.53%	32,654	-3.59%
1967 - 1968	29,977	25.20%	28,505	-4.91%	27,951	-1.94%	1999 - 2000	35,559	8.90%	34,179	-3.88%	32,929	-3.66%
1968 - 1969	31,913	14.17%	30,698	-3.81%	29,923	-2.52%	2000 - 2001	36,139	9.75%	34,883	-3.48%	33,443	-4.13%
1969 - 1970	32,749	9.44%	32,043	-2.16%	31,099	-2.95%	2001 - 2002	37,412	11.87%	36,168	-3.33%	34,765	-3.88%
1970 - 1971	33,202	6.76%	32,494	-2.13%	31,581	-2.81%	2002 - 2003	39,216	12.80%	37,625	-4.06%	36,103	-4.05%
1971 - 1972	33,478	6.01%	31,916	-4.67%	30,765	-3.61%	2003 - 2004	39,136	8.40%	37,708	-3.65%	36,117	-4.22%
1972 - 1973	34,125	10.92%	33,437	-2.02%	31,983	-4.35%	2004 - 2005	39,199	8.53%	37,723	-3.77%		
1973 - 1974	34,524	7.94%	33,212	-3.80%	31,633	-4.75%							
1974 - 1975	34,504	9.08%	33,036	-4.25%	31,874	-3.52%							
1975 - 1976	35,434	11.17%	33,651	-5.03%	31,895	-5.22%							
1976 - 1977	35,277	10.60%	33,551	-4.89%	32,229	-3.94%							
1977 - 1978	37,120	15.18%	33,967	-8.49%	31,972	-5.87%							

- 1) Evening Program enrollments added beginning Autumn Quarter, 1967
- 2) Faculty/Staff Tuition Waiver enrollments added beginning Autumn Quarter, 1979
- 3) Matriculated Self-Sustaining enrollments added beginning Autumn Quarter, 1997
- 4) Non-Matriculated Self-Sustaining enrollments added beginning Autumn Quarter, 2002

ETHNIC ENROLLMENT  
SEATTLE CAMPUS



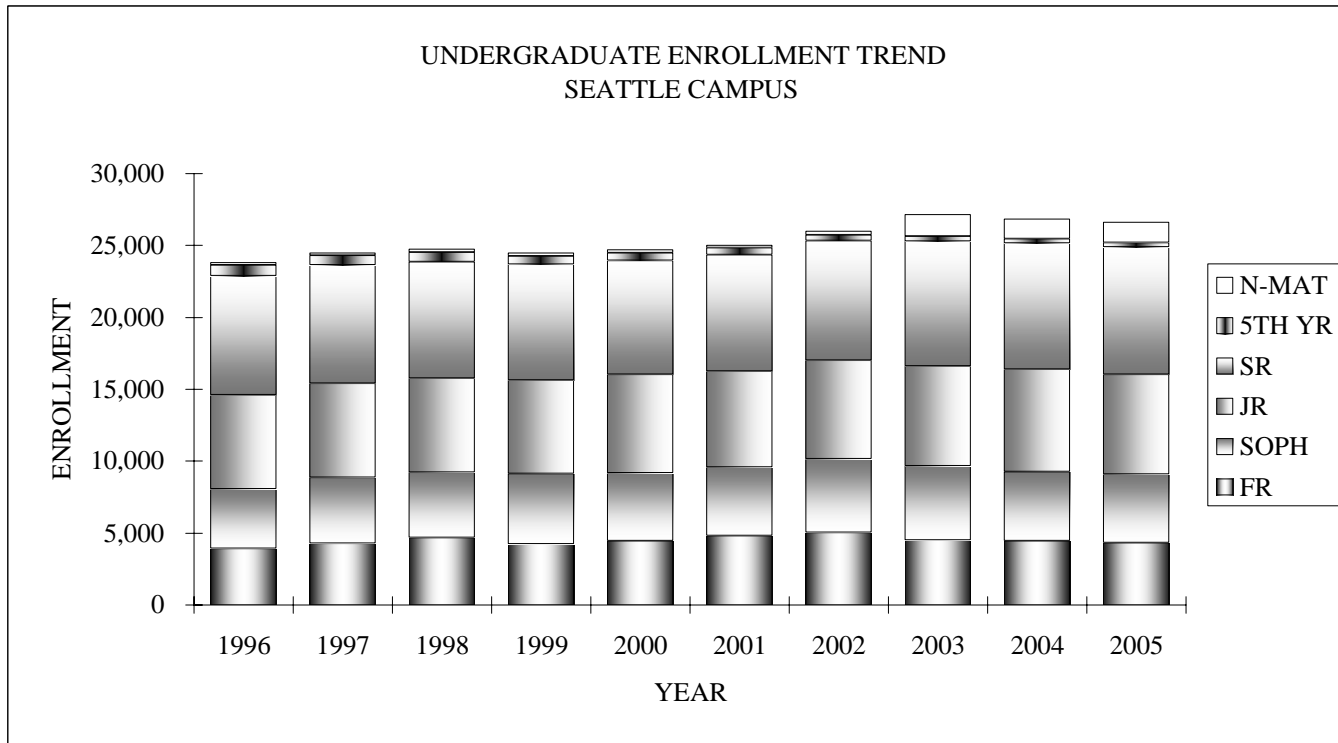
MINORITY ENROLLMENT-WINTER

	1996	1997	1998	1999	2000	2001	2002	2003	2004	2005
Native American	374	509	515	467	409	407	371	378	363	408
Asian American	5,652	6,213	6,348	6,383	6,442	6,806	6,956	7,325	7,543	7,728
Hawaiian/Pac. Islander*							160	177	203	211
African American	1,060	1,063	988	966	852	842	834	927	947	1,020
Hispanic	1,174	1,211	1,274	1,279	1,196	1,141	1,188	1,212	1,299	1,353
Total Minority	8,260	8,996	9,125	9,095	8,899	9,196	9,509	10,019	10,355	10,720

MINORITY ENROLLMENT--PERCENT OF TOTAL ENROLLMENT

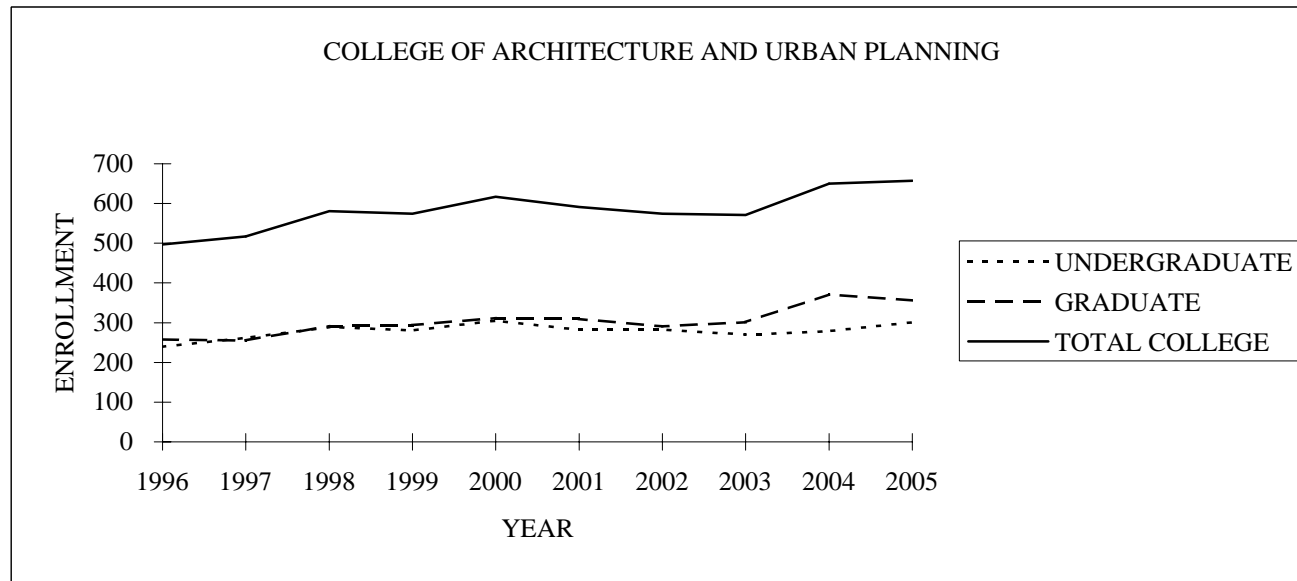
	1996	1997	1998	1999	2000	2001	2002	2003	2004	2005
Native American	1.2	1.6	1.6	1.4	1.2	1.2	1.0	1.0	1.0	1.1
Asian American	17.4	19.1	19.1	18.8	19.0	19.9	19.2	19.5	20.0	20.5
Hawaiian/Pac. Islander*	0.0	0.0	0.0	0.0	0.0	0.0	0.4	0.5	0.5	0.6
African American	3.3	3.3	3.0	2.9	2.5	2.5	2.3	2.5	2.5	2.7
Hispanic	3.6	3.7	3.8	3.8	3.5	3.3	3.3	3.2	3.4	3.6
Total Minority	25.4	27.7	27.5	26.8	26.3	26.9	26.3	26.6	27.5	28.4
Total UW Enrollment	32,502	32,498	33,194	33,881	33,869	34,179	36,168	37,625	37,708	37,723

\* Hawaiian/Pacific Islanders grouped with Asian Americans prior to Spring 2001



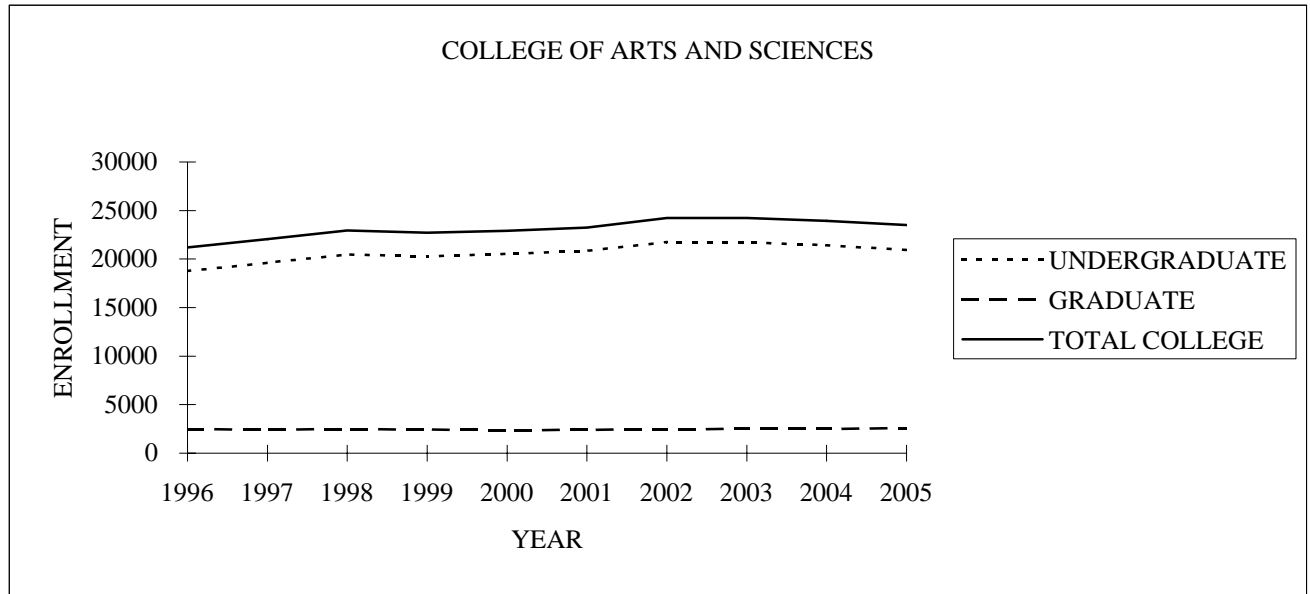
**UNDERGRADUATE ENROLLMENT-WINTER**

	1996	1997	1998	1999	2000	2001	2002	2003	2004	2005
FR	3,934	4,259	4,695	4,230	4,465	4,802	5,047	4,497	4,457	4,299
SOPH	4,117	4,595	4,538	4,877	4,720	4,753	5,095	5,143	4,802	4,772
JR	6,551	6,561	6,504	6,521	6,848	6,710	6,875	6,984	7,136	6,972
SR	8,274	8,214	8,140	8,037	7,921	8,067	8,292	8,662	8,744	8,822
5TH YR	742	667	649	607	534	483	440	357	338	325
N-MAT	183	166	210	214	230	222	257	1,495	1,375	1,432



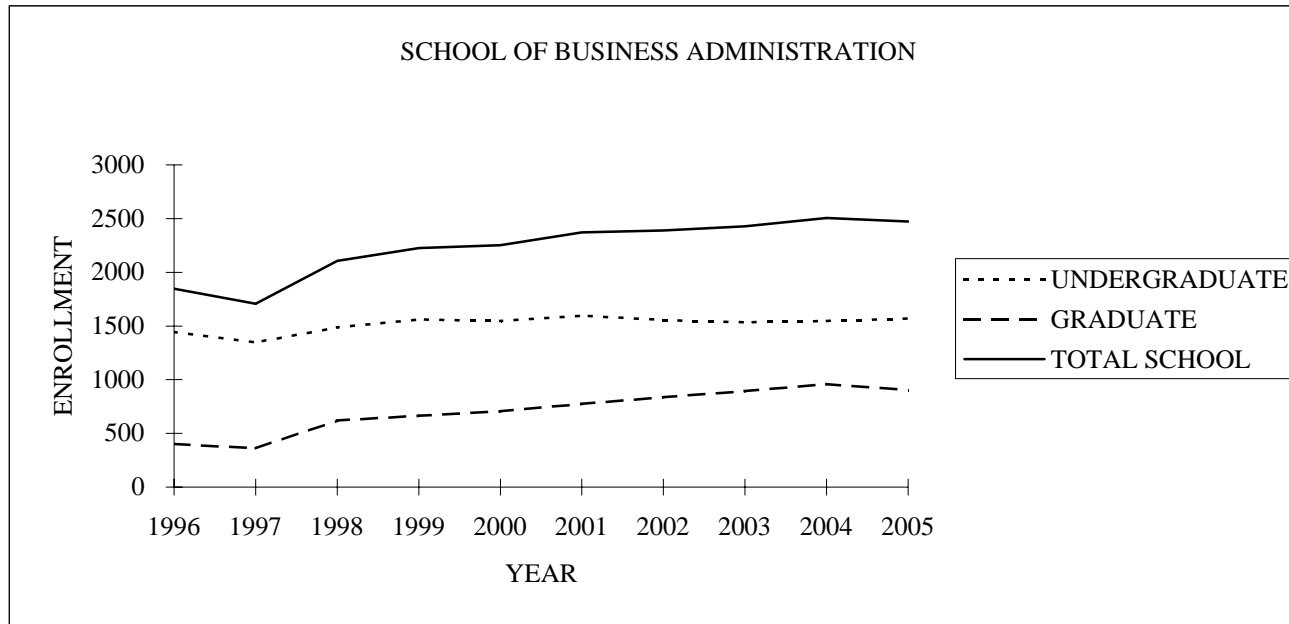
**COLLEGE OF ARCHITECTURE AND URBAN PLANNING-WINTER**

	1996	1997	1998	1999	2000	2001	2002	2003	2004	2005
UNDERGRADUATE	239	262	289	280	305	282	283	270	279	301
GRADUATE	258	255	292	294	312	309	291	301	371	356
TOTAL COLLEGE	497	517	581	574	617	591	574	571	650	657
TOTAL UNIV.	32,498	33,194	33,881	33,869	34,179	34,883	36,168	37,625	37,708	37,723



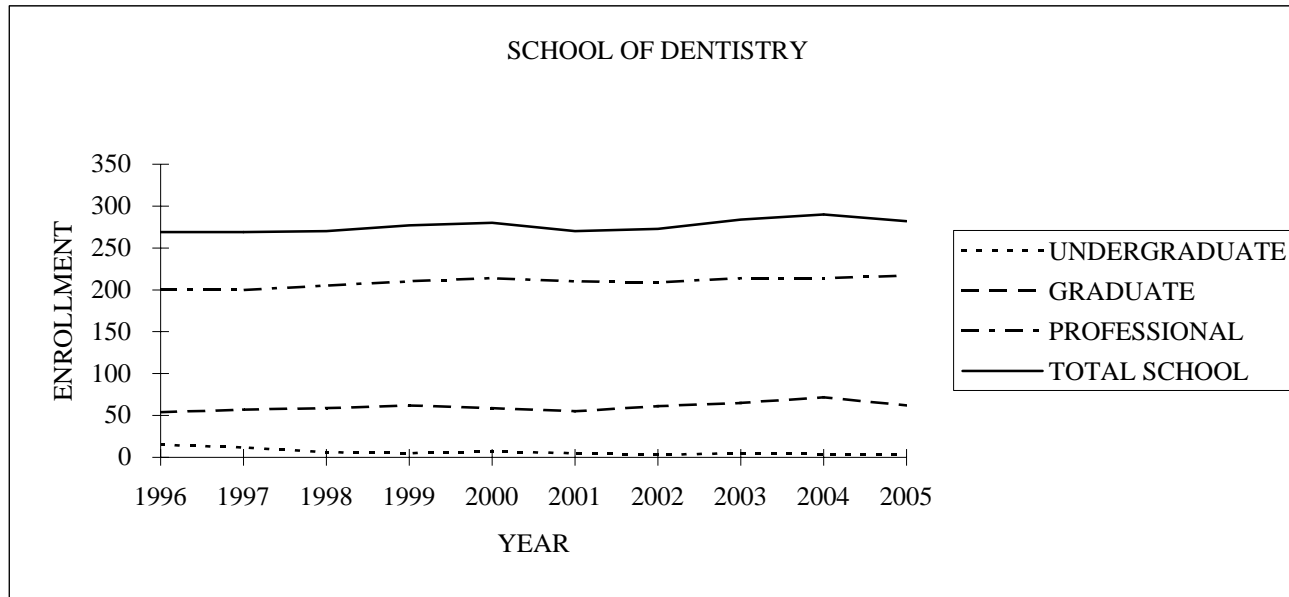
**COLLEGE OF ARTS & SCIENCES-WINTER**

	1996	1997	1998	1999	2000	2001	2002	2003	2004	2005
UNDERGRADUATE	18747	19616	20467	20268	20535	20836	21748	21712	21425	20933
GRADUATE	2465	2435	2474	2448	2366	2421	2476	2518	2506	2577
TOTAL COLLEGE	21,212	22,051	22,941	22,716	22,901	23,257	24,224	24,230	23,931	23,510
TOTAL UNIV.	32,498	33,194	33,881	33,869	34,179	34,883	36,168	37,625	37,708	37,723



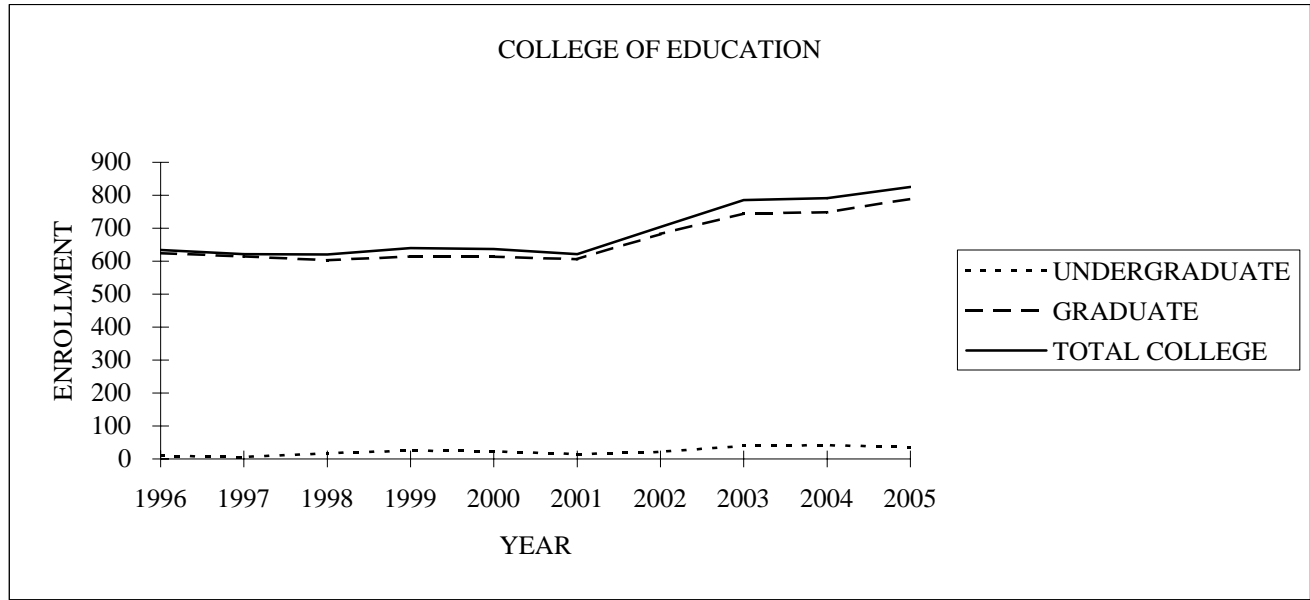
#### SCHOOL OF BUSINESS ADMINISTRATION-WINTER

	1996	1997	1998	1999	2000	2001	2002	2003	2004	2005
UNDERGRADUATE	1445	1346	1487	1562	1546	1596	1554	1533	1546	1570
GRADUATE	402	360	620	663	706	775	836	894	959	902
TOTAL SCHOOL	1,847	1,706	2,107	2,225	2,252	2,371	2,390	2,427	2,505	2,472
TOTAL UNIV.	32,498	33,194	33,881	33,869	34,179	34,883	36,168	37,625	37,708	37,723



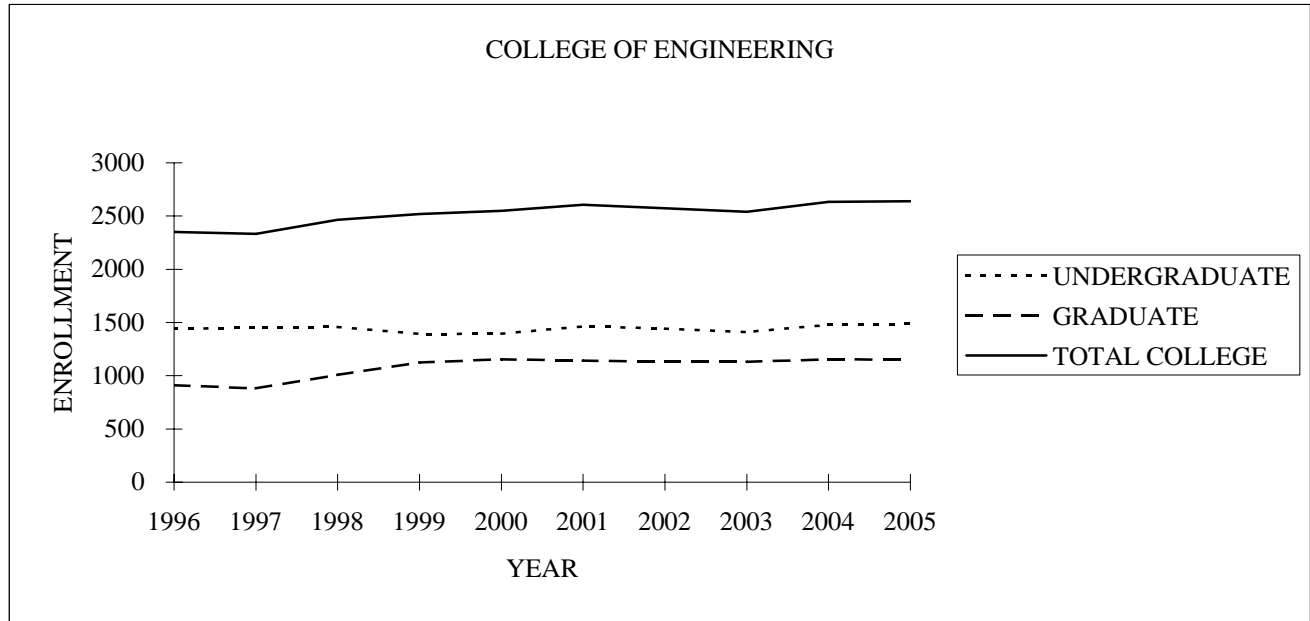
**SCHOOL OF DENTISTRY-WINTER**

	1996	1997	1998	1999	2000	2001	2002	2003	2004	2005
UNDERGRADUATE	15	12	6	5	7	5	3	5	4	3
GRADUATE	54	57	59	62	59	55	61	65	72	62
PROFESSIONAL	200	200	205	210	214	210	209	214	214	217
TOTAL SCHOOL	269	269	270	277	280	270	273	284	290	282
TOTAL UNIV.	32,498	33,194	33,881	33,869	34,179	34,883	36,168	37,625	37,708	37,723



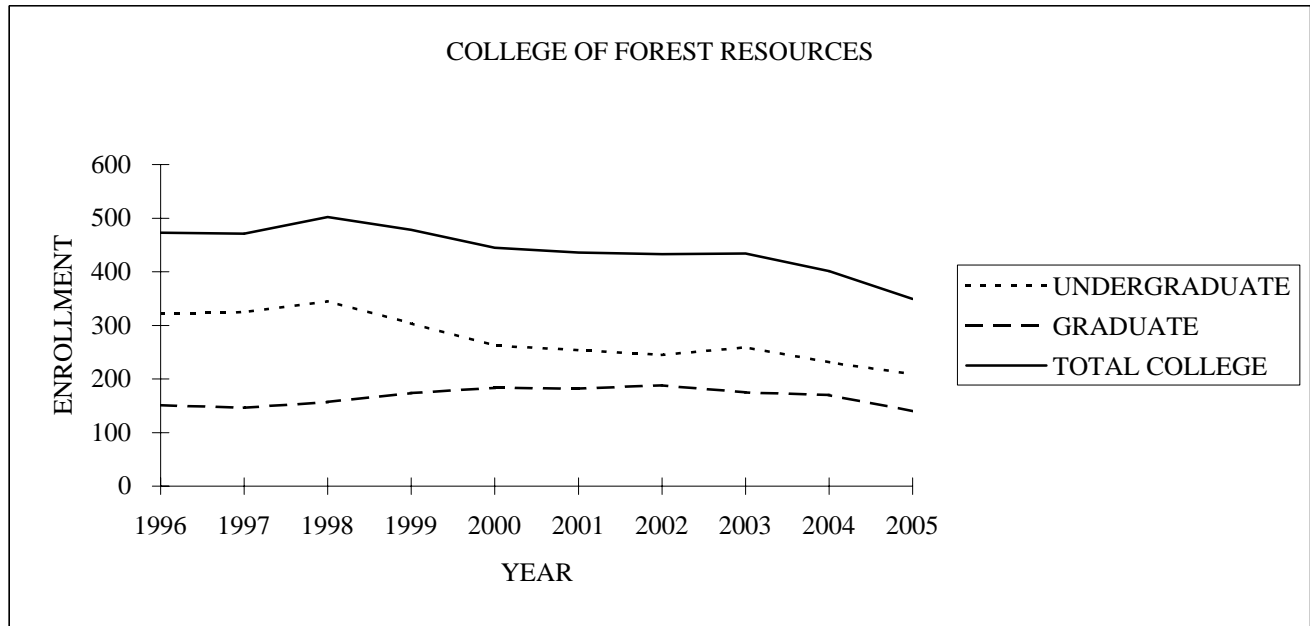
**COLLEGE OF EDUCATION-WINTER**

	1996	1997	1998	1999	2000	2001	2002	2003	2004	2005
UNDERGRADUATE	10	6	17	25	23	15	21	40	42	36
GRADUATE	624	615	603	615	614	606	683	745	749	789
TOTAL COLLEGE	634	621	620	640	637	621	704	785	791	825
TOTAL UNIV	32,498	33,194	33,881	33,869	34,179	34,883	36,168	37,625	37,708	37,723



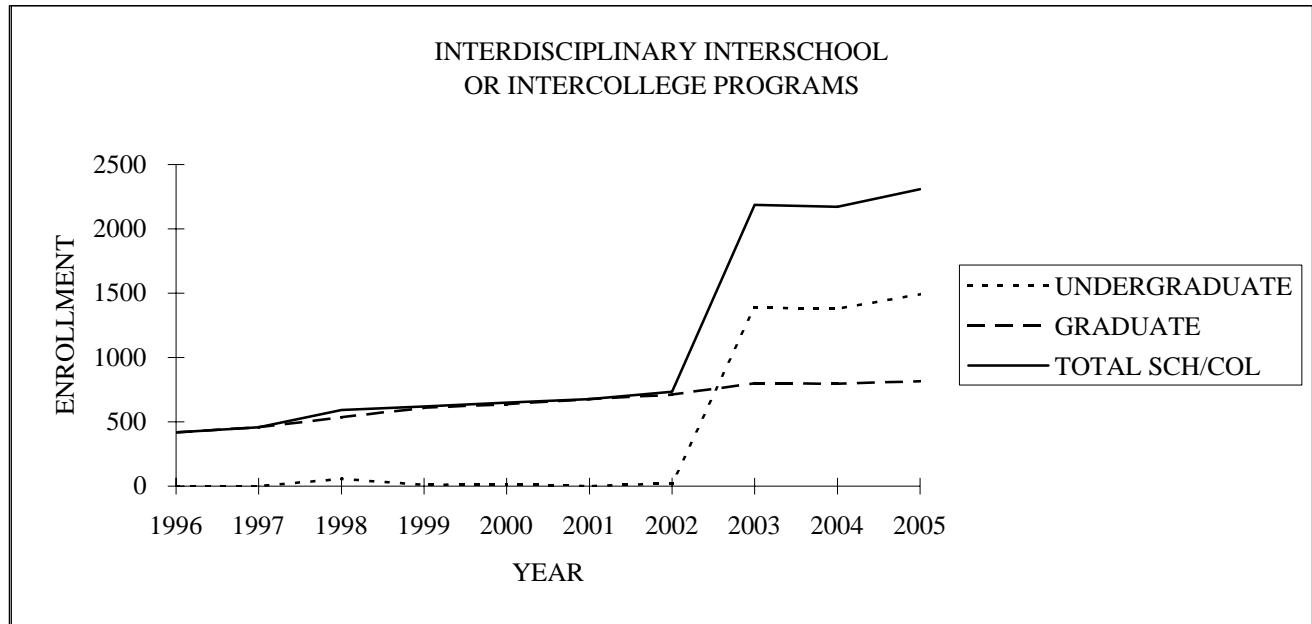
**COLLEGE OF ENGINEERING-WINTER**

	1996	1997	1998	1999	2000	2001	2002	2003	2004	2005
UNDERGRADUATE	1440	1451	1458	1393	1395	1465	1443	1411	1478	1487
GRADUATE	911	882	1008	1125	1153	1141	1129	1130	1154	1152
TOTAL COLLEGE	2,351	2,333	2,466	2,518	2,548	2,606	2,572	2,541	2,632	2,639
TOTAL UNIV	32,498	33,194	33,881	33,869	34,179	34,883	36,168	37,625	37,708	37,723



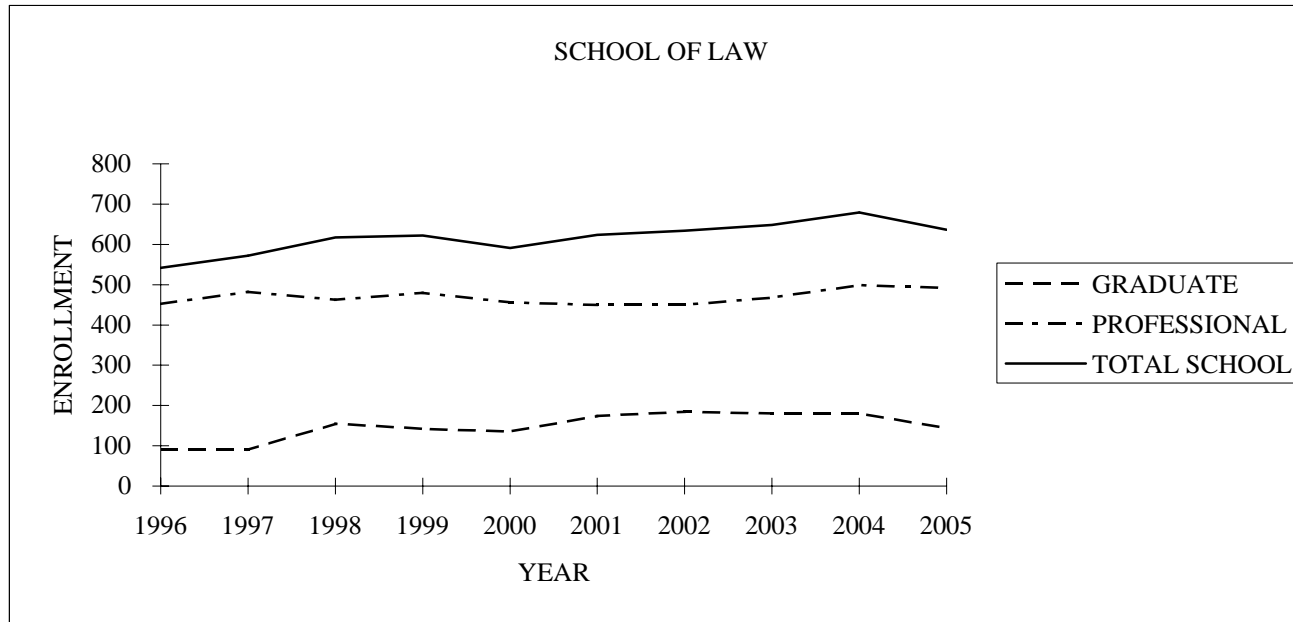
**COLLEGE OF FOREST RESOURCES-WINTER**

	1996	1997	1998	1999	2000	2001	2002	2003	2004	2005
UNDERGRADUATE	322	325	345	304	262	254	245	259	231	209
GRADUATE	151	146	157	174	183	182	188	175	170	140
TOTAL COLLEGE	473	471	502	478	445	436	433	434	401	349
TOTAL UNIV.	32,498	33,194	33,881	33,869	34,179	34,883	36,168	37,625	37,708	37,723



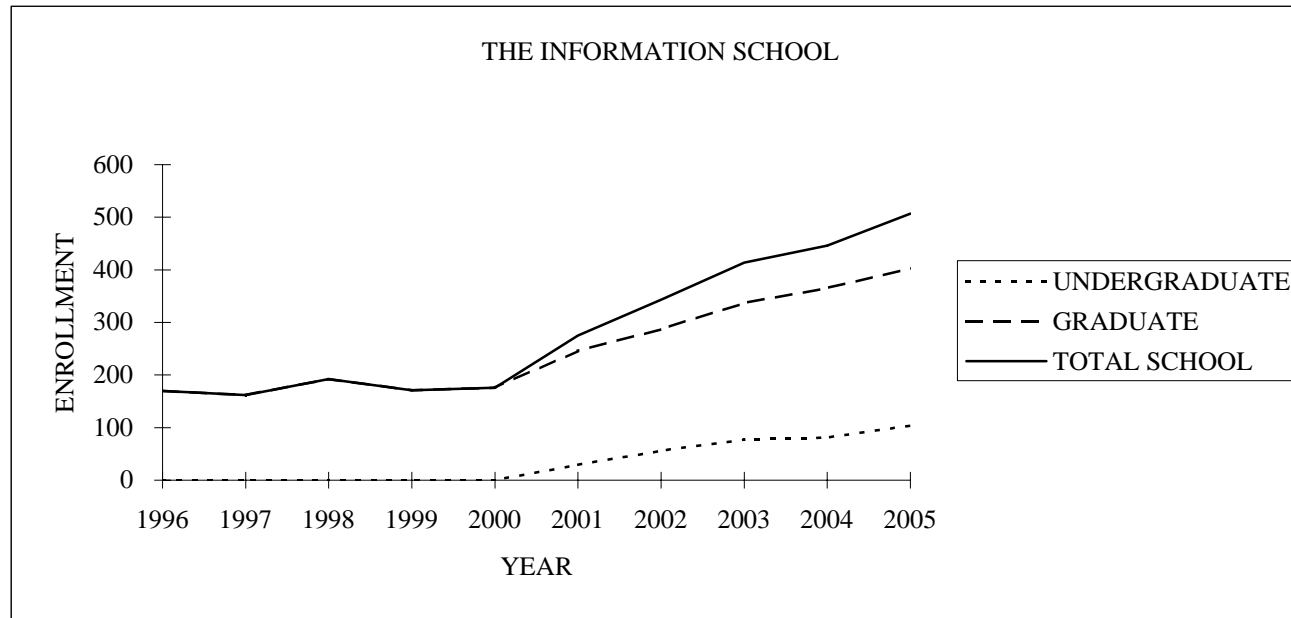
INTERDISCIPLINARY INTERSCHOOL OR INTERCOLLEGE PROGRAMS-WINTER

	1996	1997	1998	1999	2000	2001	2002	2003	2004	2005
UNDERGRADUATE			57	11	14		23	1387	1377	1492
GRADUATE	417	457	535	609	636	677	712	800	795	816
TOTAL SCH/COL	417	457	592	620	650	677	735	2,187	2,172	2,308
TOTAL UNIV.	32,498	33,194	33,881	33,869	34,179	34,883	36,168	37,625	37,708	37,723



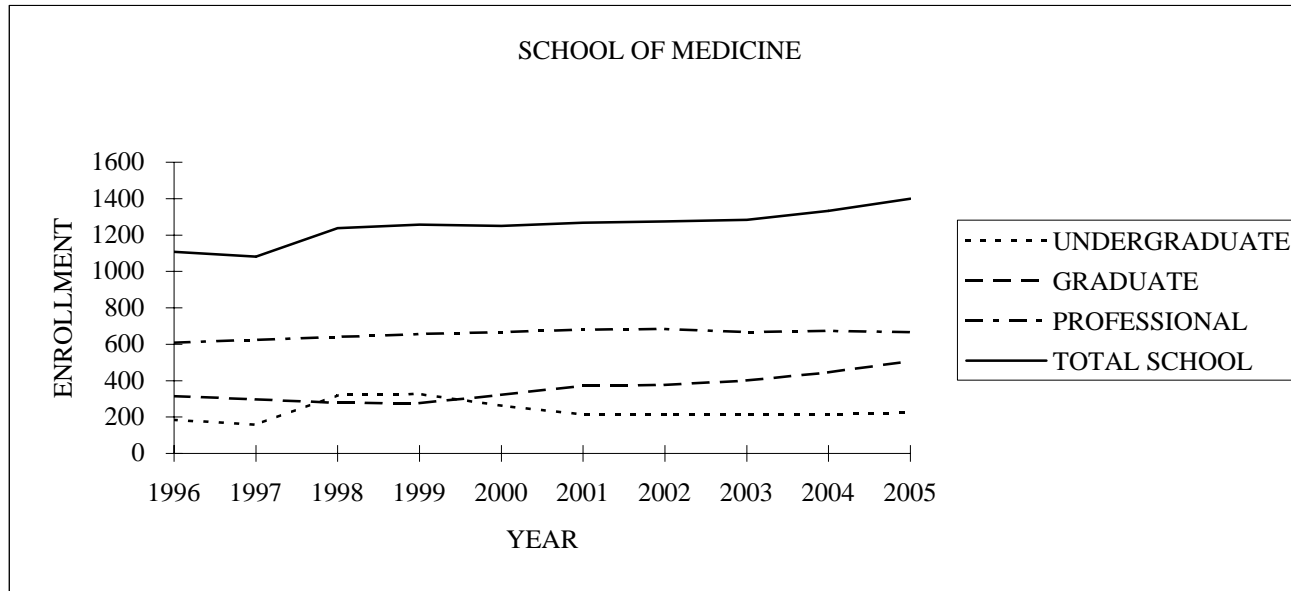
**SCHOOL OF LAW-WINTER**

	1996	1997	1998	1999	2000	2001	2002	2003	2004	2005
GRADUATE	90	90	155	142	135	174	184	180	180	144
PROFESSIONAL	452	482	462	480	456	450	450	468	499	492
TOTAL SCHOOL	542	572	617	622	591	624	634	648	679	636
TOTAL UNIV.	32,498	33,194	33,881	33,869	34,179	34,883	36,168	37,625	37,708	37,723



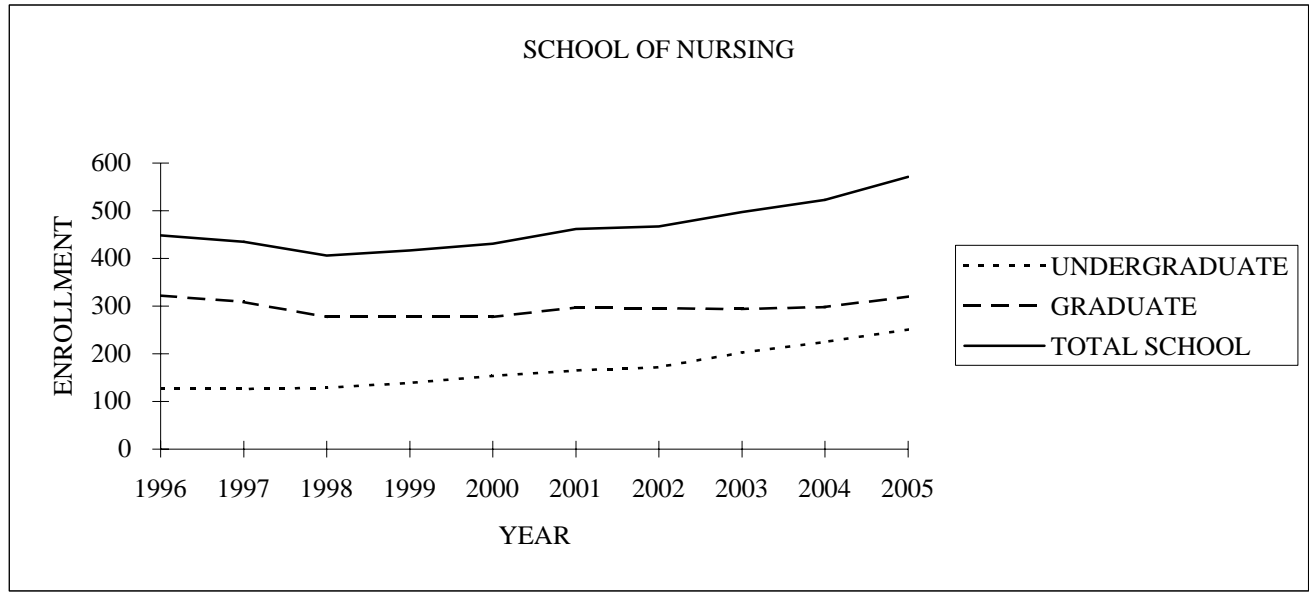
THE INFORMATION SCHOOL-WINTER

	1996	1997	1998	1999	2000	2001	2002	2003	2004	2005
UNDERGRADUATE						29	56	77	81	104
GRADUATE	170	162	192	171	176	246	287	337	365	403
TOTAL SCHOOL	170	162	192	171	176	275	343	414	446	507
TOTAL UNIV.	32,498	33,194	33,881	33,869	34,179	34,883	36,168	37,625	37,708	37,723



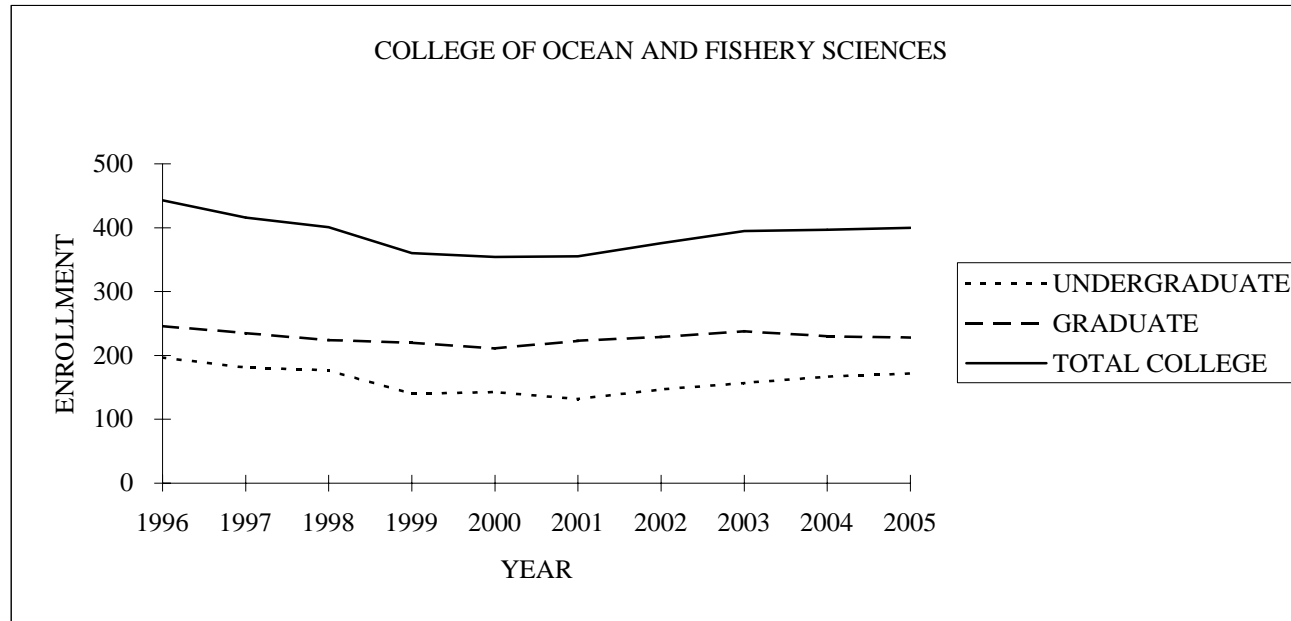
**SCHOOL OF MEDICINE-WINTER**

	1996	1997	1998	1999	2000	2001	2002	2003	2004	2005
UNDERGRADUATE	184	159	320	327	262	214	214	215	215	225
GRADUATE	315	297	278	276	321	373	377	401	444	508
PROFESSIONAL	608	625	640	655	667	681	684	667	673	666
TOTAL SCHOOL	1,107	1,081	1,238	1,258	1,250	1,268	1,275	1,283	1,332	1,399
TOTAL UNIV.	32,498	33,194	33,881	33,869	34,179	34,883	36,168	37,625	37,708	37,723



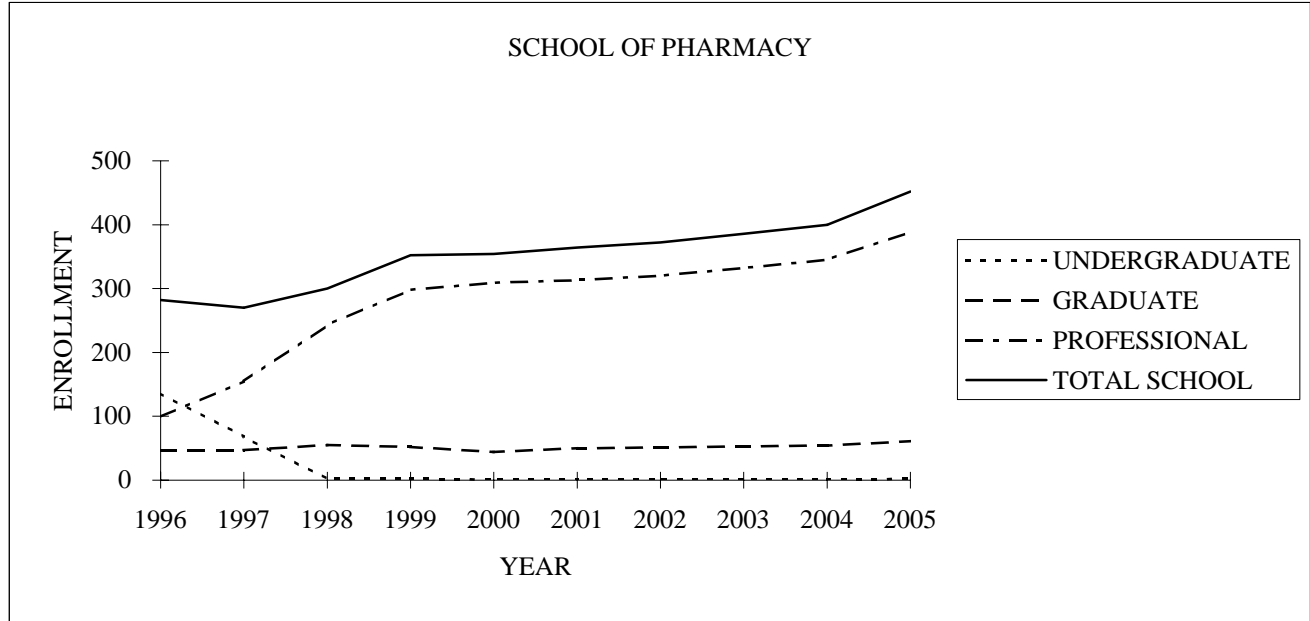
**SCHOOL OF NURSING-WINTER**

	1996	1997	1998	1999	2000	2001	2002	2003	2004	2005
UNDERGRADUATE	126	126	129	139	154	165	172	203	225	251
GRADUATE	322	309	277	278	277	297	295	294	298	320
TOTAL SCHOOL	448	435	406	417	431	462	467	497	523	571
TOTAL UNIV.	32,498	33,194	33,881	33,869	34,179	34,883	36,168	37,625	37,708	37,723



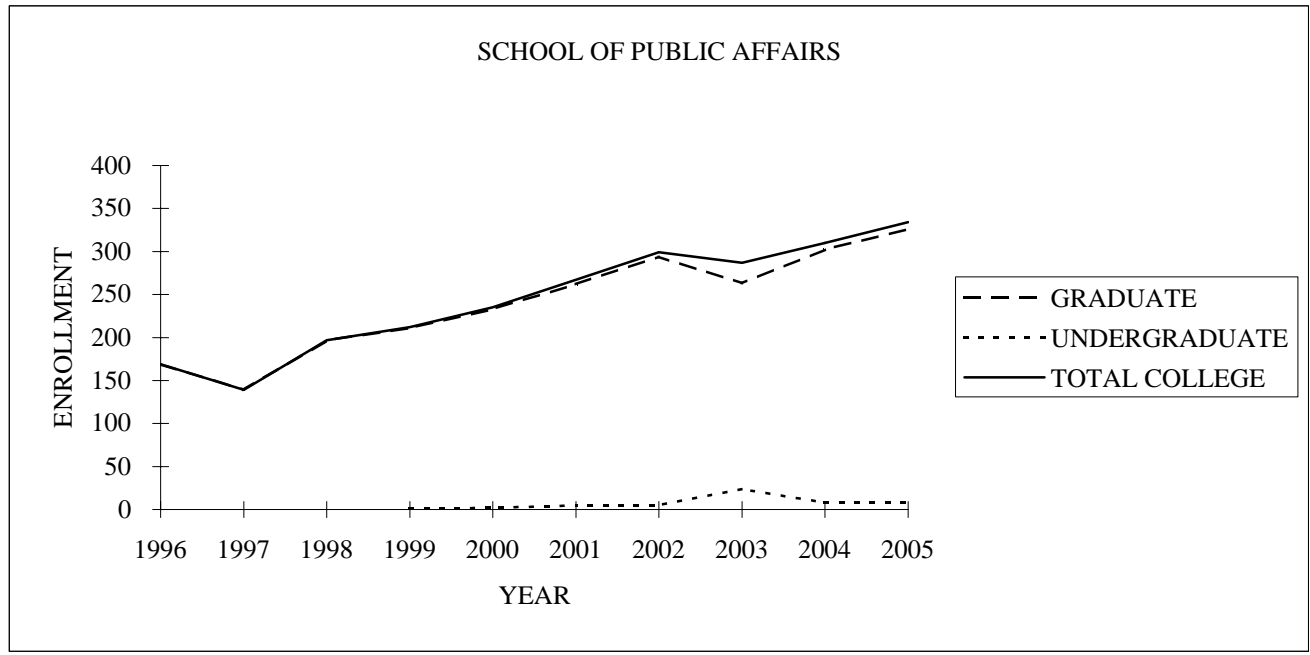
**COLLEGE OF OCEAN AND FISHERY SCIENCES-WINTER**

	1996	1997	1998	1999	2000	2001	2002	2003	2004	2005
UNDERGRADUATE	197	181	177	140	143	132	147	157	167	172
GRADUATE	246	235	224	220	211	223	229	238	230	228
TOTAL COLLEGE	443	416	401	360	354	355	376	395	397	400
TOTAL UNIV.	32,498	33,194	33,881	33,869	34,179	34,883	36,168	37,625	37,708	37,723



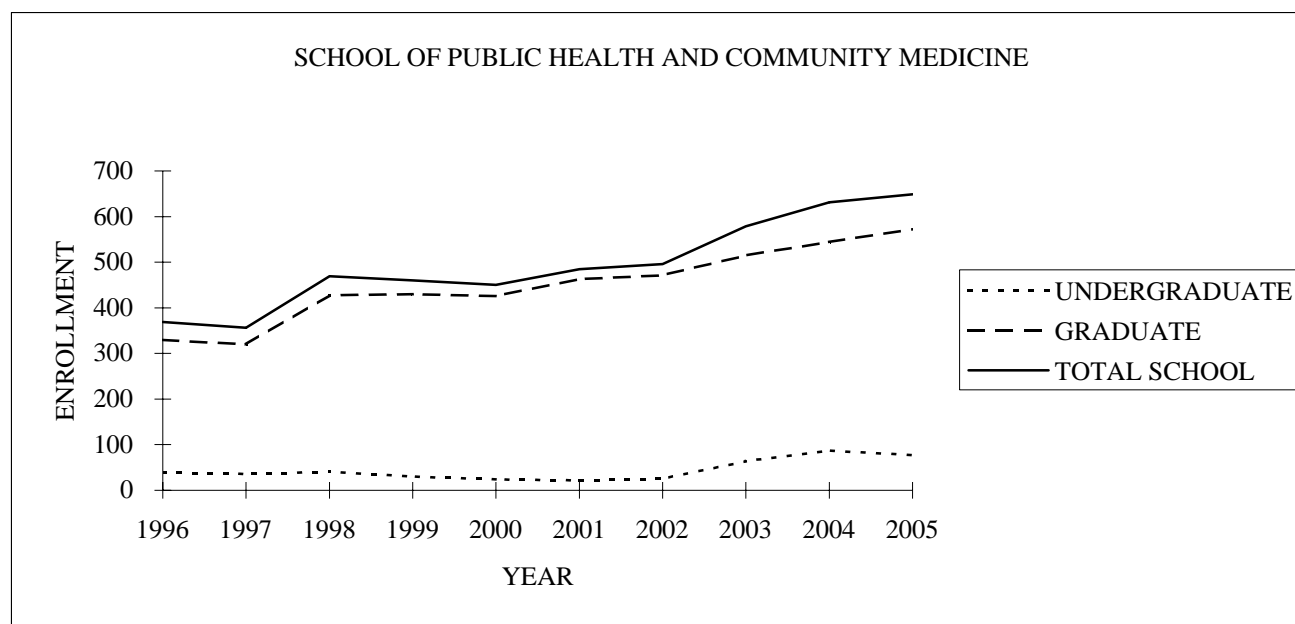
SCHOOL OF PHARMACY-WINTER

	1996	1997	1998	1999	2000	2001	2002	2003	2004	2005
UNDERGRADUATE	136	68	2	2	1	1	1	1	1	2
GRADUATE	47	47	55	52	44	50	51	53	54	61
PROFESSIONAL	99	155	243	298	309	313	320	332	345	389
TOTAL SCHOOL	282	270	300	352	354	364	372	386	400	452
TOTAL UNIV.	32,498	33,194	33,881	33,869	34,179	34,883	36,168	37,625	37,708	37,723



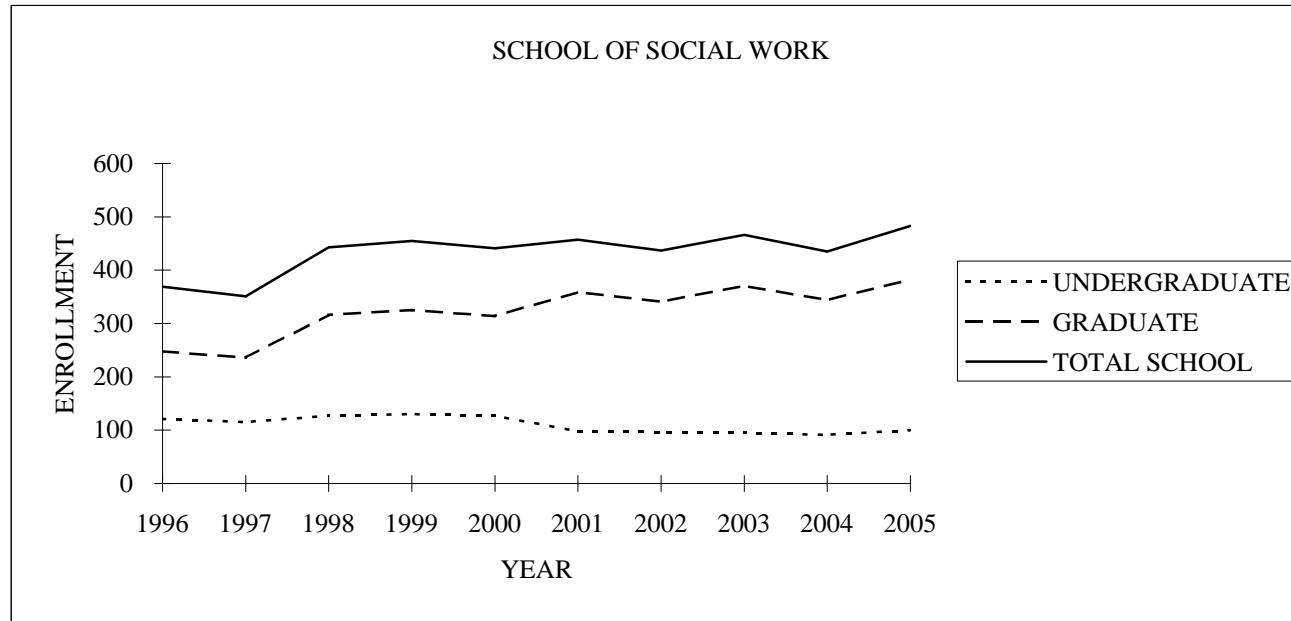
GRADUATE SCHOOL OF PUBLIC AFFAIRS-WINTER

	1996	1997	1998	1999	2000	2001	2002	2003	2004	2005
UNDERGRADUATE				1	2	5	5	24	8	8
GRADUATE	169	139	197	211	233	262	294	263	302	326
TOTAL COLLEGE	169	139	197	212	235	267	299	287	310	334
TOTAL UNIV.	32,498	33,194	33,881	33,869	34,179	34,883	36,168	37,625	37,708	37,723



SCHOOL OF PUBLIC HEALTH AND COMMUNITY MEDICINE-WINTER

	1996	1997	1998	1999	2000	2001	2002	2003	2004	2005
UNDERGRADUATE	39	36	41	30	24	22	25	64	87	77
GRADUATE	330	320	428	430	426	463	471	515	544	572
TOTAL SCHOOL	369	356	469	460	450	485	496	579	631	649
TOTAL UNIV.	32,498	33,194	33,881	33,869	34,179	34,883	36,168	37,625	37,708	37,723



**SCHOOL OF SOCIAL WORK-WINTER**

	1996	1997	1998	1999	2000	2001	2002	2003	2004	2005
UNDERGRADUATE	121	115	127	130	127	98	96	95	91	100
GRADUATE	248	236	316	325	314	359	341	371	344	383
TOTAL SCHOOL	369	351	443	455	441	457	437	466	435	483
TOTAL UNIV.	32,498	33,194	33,881	33,869	34,179	34,883	36,168	37,625	37,708	37,723

University of Washington  
Enrollment by New, Continuing and Returning Status  
Bothell Campus

	Freshman		Sophomore		Junior		Senior		Fifth Year		Non-Matriculated		All Undergraduates		Professional		Graduate		Grand Total	
	Male	Female	Male	Female	Male	Female	Male	Female	Male	Female	Male	Female	Male	Female	Male	Female	Male	Female	Male	Female
Continuing	0	0	2	3	200	216	301	410	51	86	0	2	554	717	0	0	86	132	640	849
			5		416		711		137		2		1271		0	0	218		1489	
New	0	0	7	10	38	53	2	1	1	0	2	2	50	66	0	0	0	1	50	67
			17		91		3		1		4		116		0	0	1		117	
Returning	0	0	0	0	4	3	3	4	0	0	1	0	8	7	0	0	1	0	9	7
			0		7		7		0		1		15		0	0	1		16	
Total	0	0	9	13	242	272	306	415	52	86	3	4	612	790	0	0	87	133	699	923
			22		514		721		138		7		1402		0	0	220		1622	

	Continuing		New		Returning		Total	
	#	%	#	%	#	%	#	%
Freshman	0	0.00%	0	0.00%	0	0.00%	0	0.00%
Sophomore	5	0.31%	17	1.05%	0	0.00%	22	1.36%
Junior	416	25.65%	91	5.61%	7	0.43%	514	31.69%
Senior	711	43.83%	3	0.18%	7	0.43%	721	44.45%
Fifth Year	137	8.45%	1	0.06%	0	0.00%	138	8.51%
Non-Matriculated	2	0.12%	4	0.25%	1	0.06%	7	0.43%
All Undergraduate	1271	78.36%	116	7.15%	15	0.92%	1402	86.44%
Professional	0	0.00%	0	0.00%	0	0.00%	0	0.00%
Graduate	218	13.44%	1	0.06%	1	0.06%	220	13.56%
Grand Total	1489	91.80%	117	7.21%	16	0.99%	1622	100.00%

University of Washington  
Ethnic Enrollment  
Bothell Campus

Winter Quarter 2005

	Fresh	Soph	Junior	Senior	N-Mat.	5th Year	Undergrad. Total	Prof.	Grad.	All Students
<b>African-American</b>										
Female	0	1	6	9	0	0	16	0	2	18
Male	0	0	8	3	1	2	14	0	0	14
<b>Total:</b>	<b>0</b>	<b>1</b>	<b>14</b>	<b>12</b>	<b>1</b>	<b>2</b>	<b>30</b>	<b>0</b>	<b>2</b>	<b>32</b>
<b>Asian</b>										
Female	0	1	42	65	0	7	115	0	5	120
Male	0	1	22	55	0	8	86	0	9	95
<b>Total:</b>	<b>0</b>	<b>2</b>	<b>64</b>	<b>120</b>	<b>0</b>	<b>15</b>	<b>201</b>	<b>0</b>	<b>14</b>	<b>215</b>
<b>Caucasian</b>										
Female	0	9	134	211	4	63	421	0	109	530
Male	0	6	124	151	2	26	309	0	54	363
<b>Total:</b>	<b>0</b>	<b>15</b>	<b>258</b>	<b>362</b>	<b>6</b>	<b>89</b>	<b>730</b>	<b>0</b>	<b>163</b>	<b>893</b>
<b>Foreign</b>										
Female	0	0	3	10	0	4	17	0	1	18
Male	0	1	5	10	0	0	16	0	1	17
<b>Total:</b>	<b>0</b>	<b>1</b>	<b>8</b>	<b>20</b>	<b>0</b>	<b>4</b>	<b>33</b>	<b>0</b>	<b>2</b>	<b>35</b>
<b>Hawaiian/Pacific Islander</b>										
Female	0	0	1	2	0	0	3	0	1	4
Male	0	0	1	2	0	0	3	0	0	3
<b>Total:</b>	<b>0</b>	<b>0</b>	<b>2</b>	<b>4</b>	<b>0</b>	<b>0</b>	<b>6</b>	<b>0</b>	<b>1</b>	<b>7</b>
<b>Hispanic</b>										
Female	0	0	6	9	0	1	16	0	1	17
Male	0	0	2	5	0	2	9	0	5	14
<b>Total:</b>	<b>0</b>	<b>0</b>	<b>8</b>	<b>14</b>	<b>0</b>	<b>3</b>	<b>25</b>	<b>0</b>	<b>6</b>	<b>31</b>
<b>Native American</b>										
Female	0	0	1	1	0	0	2	0	2	4
Male	0	0	0	0	0	0	0	0	1	1
<b>Total:</b>	<b>0</b>	<b>0</b>	<b>1</b>	<b>1</b>	<b>0</b>	<b>0</b>	<b>2</b>	<b>0</b>	<b>3</b>	<b>5</b>
<b>Other</b>										
Female	0	2	79	108	0	11	200	0	12	212
Male	0	1	80	80	0	14	175	0	17	192
<b>Total:</b>	<b>0</b>	<b>3</b>	<b>159</b>	<b>188</b>	<b>0</b>	<b>25</b>	<b>375</b>	<b>0</b>	<b>29</b>	<b>404</b>
<b>Campus Total:</b>	<b>0</b>	<b>22</b>	<b>514</b>	<b>721</b>	<b>7</b>	<b>138</b>	<b>1402</b>	<b>0</b>	<b>220</b>	<b>1622</b>

## Declared Majors by Class Standing Bothell Campus

20-Jan-05

	Freshman		Sophomore		Junior		Senior		5th Year		Non-Matriculate		All Undergraduate		Graduate		Professional		All Students	
	M	F	M	F	M	F	M	F	M	F	M	F	M	F	M	F	M	F	M	F
<b>Bothell Non Matriculated Student</b>											2	2	2	2					2	2
	0		0		0		0		0		4		4		0		0		4	
<b>Business Administration</b>			5	2	114	91	132	110	1	2			252	205					252	205
	0		7		205		242		3		0		457		0		0		457	
<b>Business Administration (Bothell)</b>													0	0	54	21			54	21
	0		0		0		0		0		0		0		75		0		75	
<b>Computing &amp; Software Systems</b>			1		50	7	82	17	31	7			164	31					164	31
	0		1		57		99		38		0		195		0		0		195	
<b>Education (Bothell Campus)</b>													0	0	12	60			12	60
	0		0		0		0		0		0		0		72		0		72	
<b>Education (Certificate:Bothell Campus)</b>									16	72			16	72					16	72
	0		0		0		0		88		0		88		0		0		88	
<b>Environmental Science - Bothell Campus</b>					1	1	2	4	2				5	5					5	5
	0		0		2		6		2		0		10		0		0		10	
<b>Interdisciplinary Studies</b>			1		20	32	3	6		1			24	39					24	39
	0		1		52		9		1		0		63		0		0		63	
<b>Interdisciplinary Studies (AMS)</b>			2		4	11	10	16					16	27					16	27
	0		2		15		26		0		0		43		0		0		43	
<b>Interdisciplinary Studies (CLA &amp; SEB)</b>					1								1	0					1	0
	0		0		1		0		0		0		1		0		0		1	

Note: Students with Double- or Triple-Majors are counted once in each major declared.

## Declared Majors by Class Standing Bothell Campus

20-Jan-05

	Freshman		Sophomore		Junior		Senior		5th Year		Non-Matriculate		All Undergraduate		Graduate		Professional		All Students	
	M	F	M	F	M	F	M	F	M	F	M	F	M	F	M	F	M	F	M	F
<b>Interdisciplinary Studies (CLA)</b>				2	6	12	8	26					14	40					14	40
	0		2		18		34		0		0		54		0		0		54	
<b>Interdisciplinary Studies (Global St)</b>				2	22	27	34	32		1			56	62					56	62
	0		2		49		66		1		0		118		0		0		118	
<b>Interdisciplinary Studies (GST &amp; SEB)</b>								1					0	1					0	1
	0		0		0		1		0		0		1		0		0		1	
<b>Interdisciplinary Studies (SEB)</b>				6	16	61	19	81					35	148					35	148
	0		6		77		100		0		0		183		0		0		183	
<b>Interdisciplinary Studies (STE)</b>					5	10	4	9					9	19					9	19
	0		0		15		13		0		0		28		0		0		28	
<b>Liberal Studies (GST)</b>							2						2	0					2	0
	0		0		0		2		0		0		2		0		0		2	
<b>Liberal Studies (SEB)</b>							2						2	0					2	0
	0		0		0		2		0		0		2		0		0		2	
<b>Liberal Studies (STE)</b>							1						1	0					1	0
	0		0		0		1		0		0		1		0		0		1	
<b>Nursing (Bothell Campus)</b>					3	16	6	110	2	3		1	11	130	3	26			14	156
	0		0		19		116		5		1		141		29		0		170	
<b>Policy Studies (Bothell Campus)</b>											1	1	1	1	15	23			16	24
	0		0		0		0		0		2		2		38		0		40	

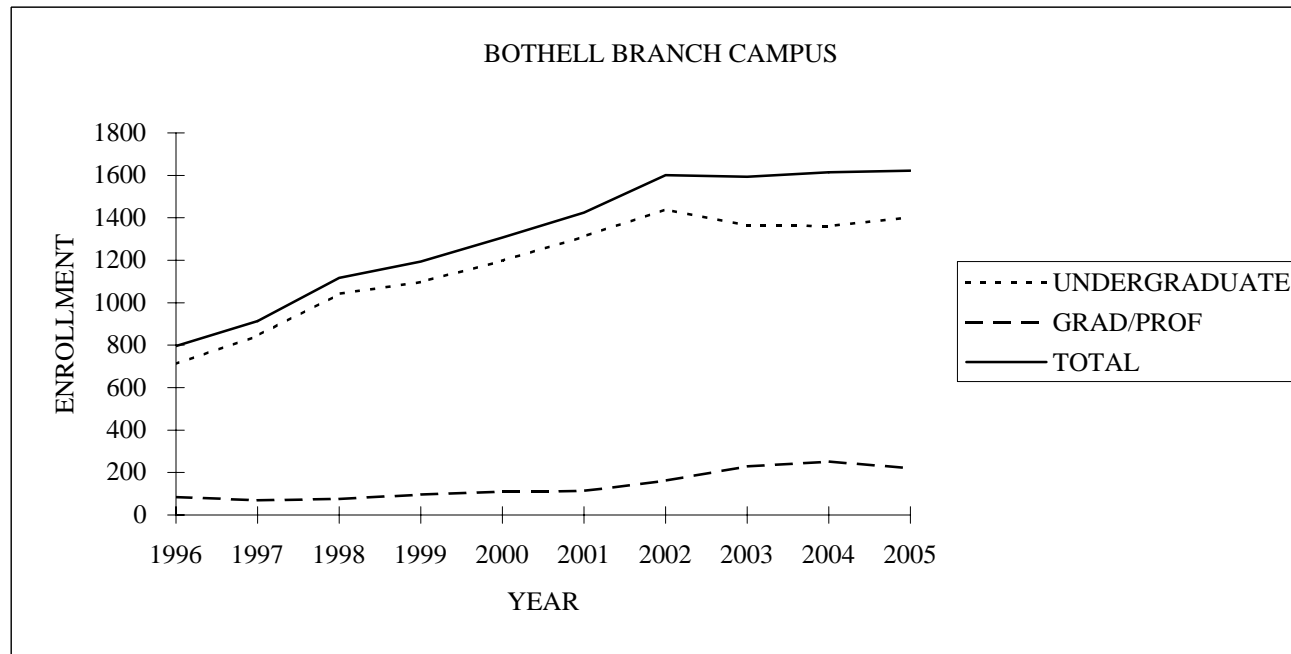
Note: Students with Double- or Triple-Majors are counted once in each major declared.

## Declared Majors by Class Standing Bothell Campus

20-Jan-05

	Freshman		Sophomore		Junior		Senior		5th Year		Non-Matriculate		All Undergraduate		Graduate		Professional		All Students	
	M	F	M	F	M	F	M	F	M	F	M	F	M	F	M	F	M	F	M	F
<b>Pre Nursing (Bothell)</b>				1		3							0	4					0	4
	0		1		3		0		0		0		4		0		0			4
<b>Visiting from Seattle Campus</b>					1	1	2	4					3	5	3	4			6	9
	0		0		2		6		0		0		8		7		0			15

Note: Students with Double- or Triple-Majors are counted once in each major declared.



**BOTHELL BRANCH CAMPUS - WINTER**

	1996	1997	1998	1999	2000	2001	2002	2003	2004	2005
UNDERGRADUATE	711	844	1041	1098	1197	1312	1440	1364	1362	1402
GRAD/PROF	85	70	76	96	110	113	161	229	252	220
TOTAL	796	914	1,117	1,194	1,307	1,425	1,601	1,593	1,614	1,622

University of Washington  
Enrollment by New, Continuing and Returning Status  
Tacoma Campus

	Freshman		Sophomore		Junior		Senior		Fifth Year		Non-Matriculated		All Undergraduates		Professional		Graduate		Grand Total	
	Male	Female	Male	Female	Male	Female	Male	Female	Male	Female	Male	Female	Male	Female	Male	Female	Male	Female	Male	Female
Continuing	10	1	8	6	258	358	274	481	22	59	12	18	584	923	0	0	104	288	688	1211
	11		14		616		755		81		30		1507		0	0	392		1899	
New	0	0	3	2	35	64	1	1	3	0	2	7	44	74	0	0	8	16	52	90
	0		5		99		2		3		9		118		0	0	24		142	
Returning	0	0	0	0	2	7	4	9	2	0	1	3	9	19	0	0	0	0	9	19
	0		0		9		13		2		4		28		0	0	0		28	
Total	10	1	11	8	295	429	279	491	27	59	15	28	637	1016	0	0	112	304	749	1320
	11		19		724		770		86		43		1653		0	0	416		2069	

	Continuing		New		Returning		Total	
	#	%	#	%	#	%	#	%
Freshman	11	0.53%	0	0.00%	0	0.00%	11	0.53%
Sophomore	14	0.68%	5	0.24%	0	0.00%	19	0.92%
Junior	616	29.77%	99	4.78%	9	0.43%	724	34.99%
Senior	755	36.49%	2	0.10%	13	0.63%	770	37.22%
Fifth Year	81	3.91%	3	0.14%	2	0.10%	86	4.16%
Non-Matriculated	30	1.45%	9	0.43%	4	0.19%	43	2.08%
All Undergraduate	1507	72.84%	118	5.70%	28	1.35%	1653	79.89%
Professional	0	0.00%	0	0.00%	0	0.00%	0	0.00%
Graduate	392	18.95%	24	1.16%	0	0.00%	416	20.11%
Grand Total	1899	91.78%	142	6.86%	28	1.35%	2069	100.00%

University of Washington  
Ethnic Enrollment  
Tacoma Campus

Winter Quarter 2005

	Fresh	Soph	Junior	Senior	N-Mat.	5th Year	Undergrad. Total	Prof.	Grad.	All Students
<b>African-American</b>										
Female	0	0	30	34	1	1	66	0	15	81
Male	0	0	20	16	1	2	39	0	4	43
<b>Total:</b>	<b>0</b>	<b>0</b>	<b>50</b>	<b>50</b>	<b>2</b>	<b>3</b>	<b>105</b>	<b>0</b>	<b>19</b>	<b>124</b>
<b>Asian</b>										
Female	0	0	37	44	1	5	87	0	21	108
Male	1	1	47	37	2	2	90	0	9	99
<b>Total:</b>	<b>1</b>	<b>1</b>	<b>84</b>	<b>81</b>	<b>3</b>	<b>7</b>	<b>177</b>	<b>0</b>	<b>30</b>	<b>207</b>
<b>Caucasian</b>										
Female	1	7	265	300	16	41	630	0	210	840
Male	7	7	161	159	7	14	355	0	75	430
<b>Total:</b>	<b>8</b>	<b>14</b>	<b>426</b>	<b>459</b>	<b>23</b>	<b>55</b>	<b>985</b>	<b>0</b>	<b>285</b>	<b>1270</b>
<b>Foreign</b>										
Female	0	0	3	0	0	0	3	0	2	5
Male	0	0	1	0	0	0	1	0	1	2
<b>Total:</b>	<b>0</b>	<b>0</b>	<b>4</b>	<b>0</b>	<b>0</b>	<b>0</b>	<b>4</b>	<b>0</b>	<b>3</b>	<b>7</b>
<b>Hawaiian/Pacific Islander</b>										
Female	0	0	2	5	0	0	7	0	0	7
Male	0	0	1	2	0	0	3	0	0	3
<b>Total:</b>	<b>0</b>	<b>0</b>	<b>3</b>	<b>7</b>	<b>0</b>	<b>0</b>	<b>10</b>	<b>0</b>	<b>0</b>	<b>10</b>
<b>Hispanic</b>										
Female	0	0	8	15	1	0	24	0	13	37
Male	0	0	6	7	0	0	13	0	5	18
<b>Total:</b>	<b>0</b>	<b>0</b>	<b>14</b>	<b>22</b>	<b>1</b>	<b>0</b>	<b>37</b>	<b>0</b>	<b>18</b>	<b>55</b>
<b>Native American</b>										
Female	0	1	10	12	1	2	26	0	7	33
Male	0	0	2	5	0	1	8	0	0	8
<b>Total:</b>	<b>0</b>	<b>1</b>	<b>12</b>	<b>17</b>	<b>1</b>	<b>3</b>	<b>34</b>	<b>0</b>	<b>7</b>	<b>41</b>
<b>Other</b>										
Female	0	0	74	81	8	10	173	0	36	209
Male	2	3	57	53	5	8	128	0	18	146
<b>Total:</b>	<b>2</b>	<b>3</b>	<b>131</b>	<b>134</b>	<b>13</b>	<b>18</b>	<b>301</b>	<b>0</b>	<b>54</b>	<b>355</b>
<b>Campus Total:</b>	<b>11</b>	<b>19</b>	<b>724</b>	<b>770</b>	<b>43</b>	<b>86</b>	<b>1653</b>	<b>0</b>	<b>416</b>	<b>2069</b>

## Declared Majors by Class Standing Tacoma Campus

20-Jan-05

	Freshman		Sophomore		Junior		Senior		5th Year		Non-Matriculate		All Undergraduate		Graduate		Professional		All Students	
	M	F	M	F	M	F	M	F	M	F	M	F	M	F	M	F	M	F	M	F
<b>Accounting</b>							14	21	2				16	21					16	21
	0		0		0		35		2		0		37		0		0		37	
<b>Business Administration</b>				1	88	78	76	80	1	5			165	164					165	164
	0		1		166		156		6		0		329		0		0		329	
<b>Computing &amp; Software Systems</b>			1		14	1	45	14	4	1			64	16	40	14			104	30
	0		1		15		59		5		0		80		54		0		134	
<b>Dual Enrollment Comput &amp; Sftwr Sys (Tac)</b>	10	1											10	1					10	1
	11		0		0		0		0		0		11		0		0		11	
<b>Education (Tacoma Campus)</b>											5		0	5	21	80			21	85
	0		0		0		0		0		5		5		101		0		106	
<b>Education Certificate Tacoma</b>									8	42			8	42					8	42
	0		0		0		0		50		0		50		0		0		50	
<b>Environmental Science - Tacoma Campus</b>			1		7	4	8	9	1	1			17	14					17	14
	0		1		11		17		2		0		31		0		0		31	
<b>Interdisciplinary Arts &amp; Sciences</b>			2	3	46	73	15	20	2				65	96					65	96
	0		5		119		35		2		0		161		0		0		161	
<b>Interdisciplinary Arts &amp; Sciences (AMC)</b>					4	9	8	20		1			12	30					12	30
	0		0		13		28		1		0		42		0		0		42	
<b>Interdisciplinary Arts &amp; Sciences (AS)</b>					5	3	14	9					19	12					19	12
	0		0		8		23		0		0		31		0		0		31	

Note: Students with Double- or Triple-Majors are counted once in each major declared.

## Declared Majors by Class Standing Tacoma Campus

20-Jan-05

	Freshman		Sophomore		Junior		Senior		5th Year		Non-Matriculate		All Undergraduate		Graduate		Professional		All Students	
	M	F	M	F	M	F	M	F	M	F	M	F	M	F	M	F	M	F	M	F
<b>Interdisciplinary Arts &amp; Sciences (COMM)</b>					12	22	9	23					21	45					21	45
	0		0		34		32		0		0		66		0		0		66	
<b>Interdisciplinary Arts &amp; Sciences (EGL)</b>					1	4		3					1	7					1	7
	0		0		5		3		0		0		8		0		0		8	
<b>Interdisciplinary Arts &amp; Sciences (EST)</b>				1	3	3	5	4					8	8					8	8
	0		1		6		9		0		0		16		0		0		16	
<b>Interdisciplinary Arts &amp; Sciences (GLBS)</b>					3	5	1	5					4	10					4	10
	0		0		8		6		0		0		14		0		0		14	
<b>Interdisciplinary Arts &amp; Sciences (GS)</b>					4	19	10	39					14	58					14	58
	0		0		23		49		0		0		72		0		0		72	
<b>Interdisciplinary Arts &amp; Sciences (PE)</b>					4	2	2	6					6	8					6	8
	0		0		6		8		0		0		14		0		0		14	
<b>Interdisciplinary Arts &amp; Sciences (PSY)</b>					19	47	11	47					30	94					30	94
	0		0		66		58		0		0		124		0		0		124	
<b>Interdisciplinary Arts &amp; Sciences (PV)</b>				1	9	10	3	16					12	27					12	27
	0		1		19		19		0		0		39		0		0		39	
<b>Interdisciplinary Arts &amp; Sciences (SS)</b>					11	46	9	52		1			20	99					20	99
	0		0		57		61		1		0		119		0		0		119	
<b>Interdisciplinary Studies</b>													0	0	9	34			9	34
	0		0		0		0		0		0		0		43		0		43	

Note: Students with Double- or Triple-Majors are counted once in each major declared.

## Declared Majors by Class Standing Tacoma Campus

20-Jan-05

	Freshman		Sophomore		Junior		Senior		5th Year		Non-Matriculate		All Undergraduate		Graduate		Professional		All Students	
	M	F	M	F	M	F	M	F	M	F	M	F	M	F	M	F	M	F	M	F
<b>Liberal Studies Tacoma</b>							1	1					1	1					1	1
	0		0		0		2		0		0		2		0		0		2	
<b>Liberal Studies (International) Tacoma</b>								1					0	1					0	1
	0		0		0		1		0		0		1		0		0		1	
<b>Nonmatriculated - Tacoma</b>											15	19	15	19					15	19
	0		0		0		0		0		34		34		0		0		34	
<b>Nursing (Tacoma Campus)</b>					3	31	10	62	1		4		14	97	1	66			15	163
	0		0		34		72		1		4		111		67		0		178	
<b>Pre Business Administration (Tacoma)</b>					1	1							1	1					1	1
	0		0		2		0		0		0		2		0		0		2	
<b>Pre Computing and Software Sys (Tacoma)</b>			6	1	36	6	10	1	6	3			58	11					58	11
	0		7		42		11		9		0		69		0		0		69	
<b>Pre Nursing (Tacoma)</b>					6		1	1					1	7					1	7
	0		0		6		2		0		0		8		0		0		8	
<b>Social Welfare (Tacoma)</b>					6	29	5	25					11	54					11	54
	0		0		35		30		0		0		65		0		0		65	
<b>Social Work (Tacoma Campus)</b>													0	0	12	92			12	92
	0		0		0		0		0		0		0		104		0		104	
<b>Tacoma General Studies</b>							1						1	0					1	0
	0		0		0		1		0		0		1		0		0		1	

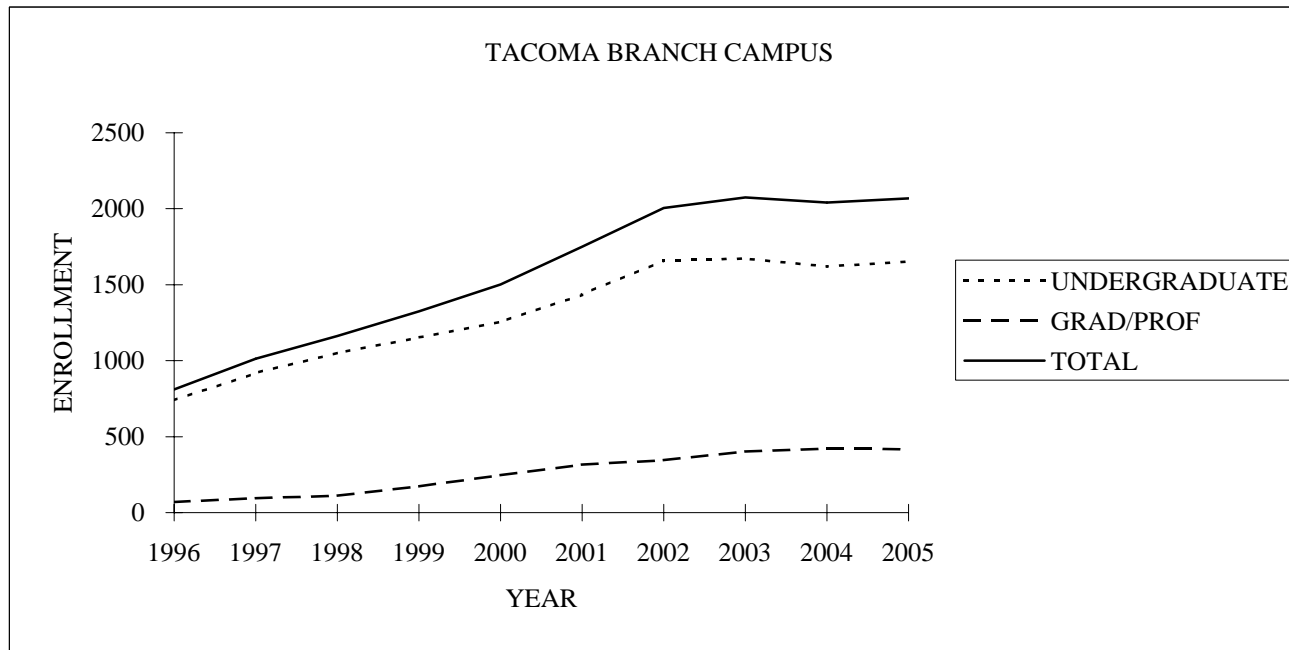
Note: Students with Double- or Triple-Majors are counted once in each major declared.

## Declared Majors by Class Standing Tacoma Campus

20-Jan-05

	Freshman		Sophomore		Junior		Senior		5th Year		Non-Matriculate		All Undergraduate		Graduate		Professional		All Students	
	M	F	M	F	M	F	M	F	M	F	M	F	M	F	M	F	M	F	M	F
<b>URBAN STUDIES</b>			1	1	19	30	21	34	2	5			43	70					43	70
	0		2		49		55		7		0		113		0		0		113	
<b>UW Tacoma Master of Business Admin</b>													0	0	29	17			29	17
	0		0		0		0		0		0		0		46		0		46	
<b>Visiting from Seattle Campus</b>					1		1	3					1	4	2				1	6
	0		0		1		4		0		0		5		2		0		7	

Note: Students with Double- or Triple-Majors are counted once in each major declared.



**TACOMA BRANCH CAMPUS - WINTER**

	1996	1997	1998	1999	2000	2001	2002	2003	2004	2005
UNDERGRADUATE	740	918	1,052	1,152	1,255	1,435	1,659	1,672	1,619	1,653
GRAD/PROF	70	95	111	172	247	316	346	403	422	416
TOTAL	810	1,013	1,163	1,324	1,502	1,751	2,005	2,075	2,041	2,069