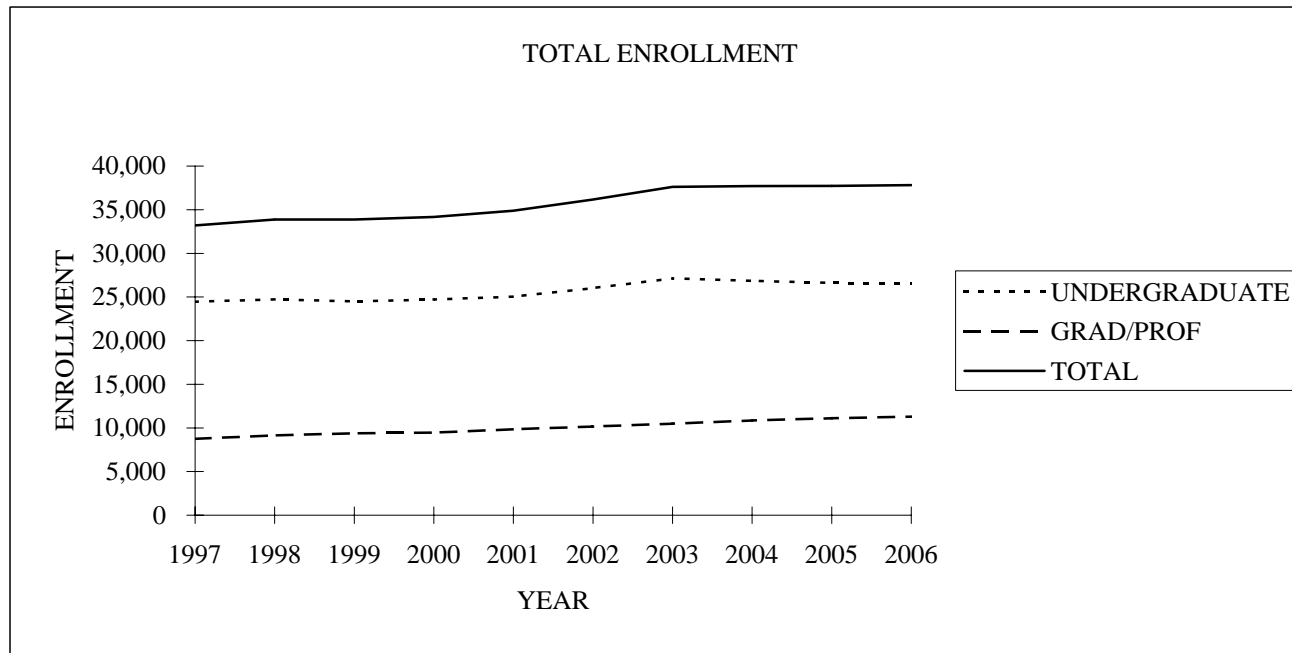


University of Washington Quarterly Enrollment Profile Winter Quarter 2006



TOTAL ENROLLMENT

	1997	1998	1999	2000	2001	2002	2003	2004	2005	2006
UNDERGRADUATE	24,456	24,736	24,486	24,718	25,037	26,006	27,138	26,852	26,622	26,529
GRAD/PROF	8,738	9,145	9,383	9,461	9,846	10,162	10,487	10,856	11,101	11,292
TOTAL	33,194	33,881	33,869	34,179	34,883	36,168	37,625	37,708	37,723	37,821

University of Washington
Quarterly Enrollment Profile for Winter Quarter 2006
Table of Contents

Seattle Campus

Current Quarter Statistics

Total Enrollment by New, Continuing, Returning Status	1
Total Enrollment by Ethnic Division	2
Total Enrollment by School or College	3 - 5
Total Enrollment by Major	6 - 63
Foreign Student Enrollment by School or College	64 - 65
Professional Student Enrollment by New, Continuing, Returning Status	66
Credits Instructed by School or College	67

Historical Perspective

Enrollment by Term - 1946 to Present	68
Ethnic Enrollment Trend - 10 Year	69
Undergraduate Enrollment Trend - 10 Year	70
Enrollment Trend by School or College - 10 Year	71 - 87

Bothell Campus

Total Enrollment by New, Continuing, Returning Status	88
Total Enrollment by Ethnic Division	89
Total Enrollment by Major	90 - 92
Campus Enrollment Trend - 10 Year	93

Tacoma Campus

Total Enrollment by New, Continuing, Returning Status	94
Total Enrollment by Ethnic Division	95
Total Enrollment by Major	96 - 99
Campus Enrollment Trend - 10 Year	100

University of Washington
 Enrollment by New, Continuing and Returning Status
 Seattle Campus
 Winter 2006

	Freshman		Sophomore		Junior		Senior		Fifth Year		Non-Matriculated		All Undergraduates		Professional		Graduate		Grand Total											
	Male	Female	Male	Female	Male	Female	Male	Female	Male	Female	Male	Female	Male	Female	Male	Female	Male	Female	Male	Female										
Continuing	1986	4242	2256	4727	3101	6365	4307	8554	95	247	152	504	1023	519	12195	25158	12963	775	1784	1009	4315	9216	4901	17285	36158	18873				
New	28	66	38	145	82	271	26	52	26	16	32	16	169	177	346	177	494	610	1104	610	0	0	0	186	105	680	715			
Returning	16	26	10	43	17	31	48	87	39	2	4	2	18	24	42	24	144	123	267	123	0	1	1	0	0	144	124			
Total	2030	4334	2304	4915	2291	2624	3327	6893	3566	4381	8693	4312	113	283	170	691	1411	720	12833	26529	13696	775	1785	1010	4501	9507	5006	18109	37821	19712

	Continuing		New		Returning		Total	
	#	%	#	%	#	%	#	%
Freshman	4242	11.22%	66	0.17%	26	0.07%	4334	11.46%
Sophomore	4727	12.50%	145	0.38%	43	0.11%	4915	13.00%
Junior	6365	16.83%	463	1.22%	65	0.17%	6893	18.23%
Senior	8554	22.62%	52	0.14%	87	0.23%	8693	22.98%
Fifth Year	247	0.65%	32	0.08%	4	0.01%	283	0.75%
Non-Matriculated	1023	2.70%	346	0.91%	42	0.11%	1411	3.73%
All Undergraduate	25158	66.52%	1104	2.92%	267	0.71%	26529	70.14%
Professional	1784	4.72%	0	0.00%	1	0.00%	1785	4.72%
Graduate	9216	24.37%	291	0.77%	0	0.00%	9507	25.14%
Grand Total	36158	95.60%	1395	3.69%	268	0.71%	37821	100.00%

University of Washington
Ethnic Enrollment
Seattle Campus

Winter Quarter 2006

	Fresh	Soph	Junior	Senior	N-Mat.	5th Year	Undergrad. Total	Prof.	Grad.	All Students
African-American										
Female	70	100	119	135	12	2	438	15	125	578
Male	54	77	113	111	16	2	373	15	81	469
Total:	124	177	232	246	28	4	811	30	206	1047
Asian										
Female	687	745	935	1202	61	21	3651	203	475	4329
Male	557	621	822	1083	54	10	3147	91	349	3587
Total:	1244	1366	1757	2285	115	31	6798	294	824	7916
Caucasian										
Female	1235	1421	1923	2219	293	109	7200	647	3002	10849
Male	1069	1214	1774	2354	251	74	6736	575	2402	9713
Total:	2304	2635	3697	4573	544	183	13936	1222	5404	20562
Foreign										
Female	64	64	163	126	15	5	437	43	651	1131
Male	83	58	149	127	16	1	434	10	880	1324
Total:	147	122	312	253	31	6	871	53	1531	2455
Hawaiian/Pacific Islander										
Female	15	16	24	22	2	0	79	23	13	115
Male	15	19	18	17	0	0	69	15	13	97
Total:	30	35	42	39	2	0	148	38	26	212
Hispanic										
Female	123	128	174	172	12	9	618	33	175	826
Male	102	107	154	155	16	6	540	26	103	669
Total:	225	235	328	327	28	15	1158	59	278	1495
Native American										
Female	29	37	43	65	3	2	179	25	56	260
Male	26	36	33	50	6	1	152	6	24	182
Total:	55	73	76	115	9	3	331	31	80	442
Other										
Female	81	113	185	371	322	22	1094	21	509	1624
Male	124	159	264	484	332	19	1382	37	649	2068
Total:	205	272	449	855	654	41	2476	58	1158	3692
Campus Total:	4334	4915	6893	8693	1411	283	26529	1785	9507	37821

Student Count by College Seattle Campus

Thursday, June 01, 2006

	Freshman		Sophomore		Junior		Senior		5th Year		Non-Matriculate		All Undergraduate		Graduate		Professional		All Students	
	M	F	M	F	M	F	M	F	M	F	M	F	M	F	M	F	M	F	M	F
	Bothell Campus					7	2	6	7	1	2			14	11	3	11			17
	0		0		9		13		3		0		25		14		0		39	
College of Architecture and Urban Planning			1		43	40	130	66	2	2	10	4	185	113	206	150			391	263
	0		1		83		196		4		14		298		356		0		654	
College of Arts and Sciences	1961	2246	2134	2493	2549	3051	2955	3441	58	73	17	7	9674	11311	1294	1306			10968	12617
	4207		4627		5600		6396		131		24		20985		2600		0		23585	
College of Education									3	1	11	30	14	31	199	533			213	564
	0		0		0		0		4		41		45		732		0		777	
College of Engineering	16	2	42	12	328	72	736	178	9	2	62	19	1193	285	894	288			2087	573
	18		54		400		914		11		81		1478		1182		0		2660	
College of Forest Resources	6	1	18	8	36	21	52	39	1	4	1	2	114	75	74	71			188	146
	7		26		57		91		5		3		189		145		0		334	
College of Ocean and Fisheries Sciences	5	13	16	17	27	21	37	31		2	1	4	86	88	100	112			186	200
	18		33		48		68		2		5		174		212		0		386	
Interdisciplinary Graduate Programs											6	5	6	5	307	362			313	367
	0		0		0		0		0		11		11		669		0		680	
Interdisciplinary Undergraduate Studies	24	25	22	26	14	24	22	37			555	568	637	680	2	2			639	682
	49		48		38		59		0		1123		1317		4		0		1321	
Interschool or Intercollege Programs	2		6	4	14	15	37	19			12	4	71	42	104	91			175	133
	2		10		29		56		0		16		113		195		0		308	

Note: Students with Double- or Triple-Majors across colleges are counted once in each college.

Student Count by College Seattle Campus

Thursday, June 01, 2006

	Freshman		Sophomore		Junior		Senior		5th Year		Non-Matriculate		All Undergraduate		Graduate		Professional		All Students	
	M	F	M	F	M	F	M	F	M	F	M	F	M	F	M	F	M	F	M	F
	School of Business Administration	8	10	48	54	293	234	435	397		7	2		786	702	629	280			1415
	18		102		527		832		7		2		1488		909		0		2397	
School of Dentistry											1		1	0	35	33	141	78	177	111
	0		0		0		0		0		1		1		68		219		288	
School of Law									4	1			4	1	91	72	211	287	306	360
	0		0		0		0		5		0		5		163		498		666	
School of Medicine	10	7	10	8	17	22	34	37	31	40	3	5	105	119	241	298	303	374	649	791
	17		18		39		71		71		8		224		539		677		1440	
School of Nursing				1	6	37	8	90	4	37	4	52	22	217	27	325			49	542
	0		1		43		98		41		56		239		352		0		591	
School of Pharmacy											1	2	1	2	28	30	120	271	149	303
	0		0		0		0		0		3		3		58		391		452	
School of Public Affairs												3	0	3	112	213			112	216
	0		0		0		0		0		3		3		325		0		328	
School of Public Health and Community Medicine					9	20	10	24			5	11	24	55	187	396			211	451
	0		0		29		34		0		16		79		583		0		662	
School of Social Work			4		5	35	13	48					18	87	66	329			84	416
	0		4		40		61		0		0		105		395		0		500	
Tacoma Campus					1	2	8	6			1		9	9	1				9	10
	0		0		3		14		0		1		18		1		0		19	

Note: Students with Double- or Triple-Majors across colleges are counted once in each college.

Student Count by College Seattle Campus

Thursday, June 01, 2006

	Freshman		Sophomore		Junior		Senior		5th Year		Non-Matriculate		All Undergraduate		Graduate		Professional		All Students		
	M	F	M	F	M	F	M	F	M	F	M	F	M	F	M	F	M	F	M	F	
The Information School			1	1	24	5	75	14			3	100	23	121	307					221	330
	0		2		29		89		0		3	123		428		0			551		
Unduplicated Total for Seattle Campus:	2030	2304	2291	2624	3327	3566	4381	4312	12029	12806	113	170	691	720	4501	5006	775	1010	18109	19712	
	4334		4915		6893		8693		24835		283	1411		9507		1785		37821			

Note: Students with Double- or Triple-Majors across colleges are counted once in each college.

Declared Majors by Class Standing Seattle Campus

Thursday, June 01, 2006

Bothell Campus

Freshman		Sophomore		Junior		Senior		5th Year		Non-Matriculate		All Undergraduate		Graduate		Professional		All Students			
M	F	M	F	M	F	M	F	M	F	M	F	M	F	M	F	M	F	M	F		
Visiting from Bothell Campus																					
				7	2	6	7	1	2			14	11	3	11					17	22
0		0		9		13		3		0		25		14		0				39	

Note: Students with Double- or Triple-Majors are counted once in each major declared.

Declared Majors by Class Standing Seattle Campus

Thursday, June 01, 2006

	Freshman		Sophomore		Junior		Senior		5th Year		Non-Matriculate		All Undergraduate		Graduate		Professional		All Students	
	M	F	M	F	M	F	M	F	M	F	M	F	M	F	M	F	M	F	M	F
	College of Architecture and Urban Planning																			
Architecture											1		1	0	77	67			78	67
	0		0		0		0		0		1		1		144		0		145	
BUILT ENVIRONMENT													0	0	9	3			9	3
	0		0		0		0		0		0		0		12		0		12	
College of Architecture & Urban Planning						2							0	2					0	2
	0		0		2		0		0		0		2		0		0		2	
Community and Environmental Planning				1	10	17	13	19					23	37					23	37
	0		1		27		32		0		0		60		0		0		60	
Construction Management					17	1	56	7	1				74	8	1				75	8
	0		0		18		63		1		0		82		1		0		83	
Construction Management (w/ Arch St)					1		9	3					10	3					10	3
	0		0		1		12		0		0		13		0		0		13	
Construction Management, Evening Deg Prog											6		6	0	32	6			38	6
	0		0		0		0		0		6		6		38		0		44	
Design & Planning (Architectural Studies)					15	16	42	28					57	44					57	44
	0		0		31		70		0		0		101		0		0		101	
Landscape Architecture					4	22	13	1	2				23	19	11	26			34	45
	0		0		4		35		3		0		42		37		0		79	

Note: Students with Double- or Triple-Majors are counted once in each major declared.

Declared Majors by Class Standing Seattle Campus

Thursday, June 01, 2006

College of Architecture and Urban Planning	Freshman		Sophomore		Junior		Senior		5th Year		Non-Matriculate		All Undergraduate		Graduate		Professional		All Students	
	M	F	M	F	M	F	M	F	M	F	M	F	M	F	M	F	M	F	M	F
	Strategic Planning for Critical Infrastr											1	0	1	38	19				38
Urban Design & Planning	0		0		0		0		0		1		1	57		0			58	
Visiting Architecture											3	3	3	3	41	31			44	34
	0		0		0		0		0		6		6	72		0			78	
					1								1	0					1	0
	0		0		1		0		0		0		1	0			0	0	1	

Note: Students with Double- or Triple-Majors are counted once in each major declared.

Declared Majors by Class Standing Seattle Campus

Thursday, June 01, 2006

College of Arts and Sciences

	Freshman		Sophomore		Junior		Senior		5th Year		Non-Matriculate		All Undergraduate		Graduate		Professional		All Students	
	M	F	M	F	M	F	M	F	M	F	M	F	M	F	M	F	M	F	M	F
American Ethnic Studies			3	5	15	29	58	64					76	98					76	98
	0		8		44		122		0		0		174		0		0		174	
Anthropology	2	8	3	19	40	60	44	123	3	1			92	211	33	57			125	268
	10		22		100		167		4		0		303		90		0		393	
Anthropology, Evening Degree Program							1						1	0					1	0
	0		0		0		1		0		0		1		0		0		1	
App & Comp Math Sci (Biol & Life Sci)					1		6	2					7	2					7	2
	0		0		1		8		0		0		9		0		0		9	
App & Comp Math Sci (Discrete Math & AI)					1		29	3	1				31	3					31	3
	0		0		1		32		1		0		34		0		0		34	
App & Comp Math Sci (Engineer & Phy Sci)					1	2	17	2					18	4					18	4
	0		0		3		19		0		0		22		0		0		22	
App & Comp Math Sci (Mathematical Econ)					1		9	3					10	3					10	3
	0		0		1		12		0		0		13		0		0		13	
App & Comp Math Sci (Opertns Research)							1	1					1	1					1	1
	0		0		0		2		0		0		2		0		0		2	
App & Comp Math Sci (Sci Comp & Num AI)					1		5						6	0					6	0
	0		0		1		5		0		0		6		0		0		6	

Note: Students with Double- or Triple-Majors are counted once in each major declared.

Declared Majors by Class Standing Seattle Campus

Thursday, June 01, 2006

College of Arts and Sciences

	Freshman		Sophomore		Junior		Senior		5th Year		Non-Matriculate		All Undergraduate		Graduate		Professional		All Students	
	M	F	M	F	M	F	M	F	M	F	M	F	M	F	M	F	M	F	M	F
App & Comp Math Sci (Social & Behav Sci)							2	2					2	2					2	2
	0		0		0		4		0		0		4		0		0		4	
App & Comp Math Sci (Statistics)					1	2	1	3					2	5					2	5
	0		0		3		4		0		0		7		0		0		7	
Applied Mathematics											2	2	2	2	39	10			41	12
	0		0		0		0		0		4		4		49		0		53	
Applied Music (Composition)					1		1						2	0					2	0
	0		0		1		1		0		0		2		0		0		2	
Applied Music (Music Education)	1	1	1	1	1	3	8	11	1	2			12	18					12	18
	2		2		4		19		3		0		30		0		0		30	
Applied Music (Orchestral Instruments)	4	2	9	2	6	3	7	8					26	15					26	15
	6		11		9		15		0		0		41		0		0		41	
Applied Music (Piano)		1	1				4	3					5	4					5	4
	1		1		0		7		0		0		9		0		0		9	
Applied Music (String Instruments)	1	2	1	3		2	2	1					4	8					4	8
	3		4		2		3		0		0		12		0		0		12	
Applied Music (Voice)				1	1		3	5					4	6					4	6
	0		1		1		8		0		0		10		0		0		10	

Note: Students with Double- or Triple-Majors are counted once in each major declared.

Declared Majors by Class Standing Seattle Campus

Thursday, June 01, 2006

College of Arts and Sciences

	Freshman		Sophomore		Junior		Senior		5th Year		Non-Matriculate		All Undergraduate		Graduate		Professional		All Students	
	M	F	M	F	M	F	M	F	M	F	M	F	M	F	M	F	M	F	M	F
	Art (Ceramics)			1		2	1	4	7					7	8	2	1			9
	0		1		3		11		0		0		15		3		0		18	
Art (Fibers)							5						0	5	1	1			1	6
	0		0		0		5		0		0		5		2		0		7	
Art (Industrial Design)							1						1	0					1	0
	0		0		0		1		0		0		1		0		0		1	
Art (Interdisciplinary Visual Arts)			6	14	36	29	62		1			43	105	12	14			55	119	
	0		6		50		91		1		0		148		26		0		174	
Art (Metals)					4		13						0	17		2		0	19	
	0		0		4		13		0		0		17		2		0		19	
Art (Painting and Drawing)			1	7	2	7	10	21	1				14	35	3	3			17	38
	0		8		9		31		1		0		49		6		0		55	
Art (Photography)			2	2	5	7	11	16					18	25		2			18	27
	0		4		12		27		0		0		43		2		0		45	
Art (Sculpture)							7	7					7	7	1				8	7
	0		0		0		14		0		0		14		1		0		15	
Art (Visual Communication Design)																				
	1		6	16	13	23	14	24		2			34	65	2	2			36	67
	1		22		36		38		2		0		99		4		0		103	

Note: Students with Double- or Triple-Majors are counted once in each major declared.

Declared Majors by Class Standing Seattle Campus

Thursday, June 01, 2006

College of Arts and Sciences

	Freshman		Sophomore		Junior		Senior		5th Year		Non-Matriculate		All Undergraduate		Graduate		Professional		All Students	
	M	F	M	F	M	F	M	F	M	F	M	F	M	F	M	F	M	F	M	F
Art History		8		6	3	38	8	57					11	109	10	32			21	141
		8		6		41		65		0		0		120		42		0		162
Asian Languages and Literature						2	1	2					1	4	17	19			18	23
		0		0		2		3		0		0		5		36		0		41
Astronomy	7	4	3	3	13	4	19	10		2			42	23	17	7			59	30
		11		6		17		29		2		0		65		24		0		89
Atmospheric Sciences	2	2	6	5	12	6	18	4					38	17	39	14			77	31
		4		11		18		22		0		0		55		53		0		108
Audiology													0	0	4	20			4	20
		0		0		0		0		0		0		0		24		0		24
Biochemistry	31	48	38	55	83	87	172	161	4	3			328	354					328	354
		79		93		170		333		7		0		682		0		0		682
Biology						1	1	4					1	5					1	5
		0		0		1		5		0		0		6		0		0		6
Biology (Cell and Molecular Biology)					1	1	3	14	1	1			5	16					5	16
		0		0		2		17		2		0		21		0		0		21
Biology (Ecology and Evolution)					5	8	9	19	2				16	27					16	27
		0		0		13		28		2		0		43		0		0		43

Note: Students with Double- or Triple-Majors are counted once in each major declared.

Declared Majors by Class Standing Seattle Campus

Thursday, June 01, 2006

College of Arts and Sciences

	Freshman		Sophomore		Junior		Senior		5th Year		Non-Matriculate		All Undergraduate		Graduate		Professional		All Students	
	M	F	M	F	M	F	M	F	M	F	M	F	M	F	M	F	M	F	M	F
Biology (Environmental and Conservation)			1		5	4	8	15	1				14	20					14	20
	0		1		9		23		1		0		34		0		0		34	
Biology (General)			4	5	23	50	50	86	2				77	143					77	143
	0		9		73		136		2		0		220		0		0		220	
Biology (Molecular, Cellular & Develop)			1	3	47	58	93	146	3				141	210					141	210
	0		4		105		239		3		0		351		0		0		351	
Biology (Physiology)	1		2	2	25	48	68	105					96	155					96	155
	1		4		73		173		0		0		251		0		0		251	
Biology (Plant)				1	3	4	1	7					4	12					4	12
	0		1		7		8		0		0		16		0		0		16	
Biology(Ecology, Evolution & Conser Bio)							2						0	2					0	2
	0		0		0		2		0		0		2		0		0		2	
Botany					1	2	2						2	3	9	16			11	19
	0		0		1		4		0		0		5		25		0		30	
Chemistry	28	42	30	37	34	38	70	84	2	2			164	203	117	99			281	302
	70		67		72		154		4		0		367		216		0		583	
Chemistry (ACS Certified)			1		4	7	24	10					28	18					28	18
	0		1		11		34		0		0		46		0		0		46	

Note: Students with Double- or Triple-Majors are counted once in each major declared.

Declared Majors by Class Standing Seattle Campus

Thursday, June 01, 2006

College of Arts and Sciences

	Freshman		Sophomore		Junior		Senior		5th Year		Non-Matriculate		All Undergraduate		Graduate		Professional		All Students	
	M	F	M	F	M	F	M	F	M	F	M	F	M	F	M	F	M	F	M	F
Chemistry (Nanotechnology)													0	0	10	4			10	4
	0		0		0		0		0		0		0		14		0		14	
Chinese					3	1	8	6	1	1			12	8					12	8
	0		0		4		14		2		0		20		0		0		20	
Classical Studies		1		2	1	4	4	6					5	13					5	13
	1		2		5		10		0		0		18		0		0		18	
Classics		1		2	3	2	8	9		2			11	16	9	14			20	30
	1		2		5		17		2		0		27		23		0		50	
Communication			2	18	44	155	79	260					125	433	21	50			146	483
	0		20		199		339		0		0		558		71		0		629	
Communication (Digital Media)													0	0	17	20			17	20
	0		0		0		0		0		0		0		37		0		37	
Communication (Journalism)		1	2	6	9	17	24	46					35	70					35	70
	1		8		26		70		0		0		105		0		0		105	
Communication, Evening Degree Program					2	3	2	22		1			4	26					4	26
	0		0		5		24		1		0		30		0		0		30	
Communications				1									0	1	1	1			1	2
	0		1		0		0		0		0		1		2		0		3	

Note: Students with Double- or Triple-Majors are counted once in each major declared.

Declared Majors by Class Standing Seattle Campus

Thursday, June 01, 2006

College of Arts and Sciences

	Freshman		Sophomore		Junior		Senior		5th Year		Non-Matriculate		All Undergraduate		Graduate		Professional		All Students	
	M	F	M	F	M	F	M	F	M	F	M	F	M	F	M	F	M	F	M	F
Comparative History of Ideas	3	6	5	16	17	40	51	62					76	124					76	124
		9		21		57		113		0		0		200		0		0		200
Comparative Lit (Theory & Criticism)													0	0		1			0	1
	0		0		0		0		0		0		0		1		0			1
Comparative Literature			2	5	4	12	14	13	1		1		21	31	18	21			39	52
	0		7		16		27		1		1		52		39		0			91
Comparative Literature (Cinema Studies)			6	3	18	15	32	16					56	34					56	34
	0		9		33		48		0		0		90		0		0			90
Computational Linguistics													0	0	15	6			15	6
	0		0		0		0		0		0		0		21		0			21
Computer Science	11	3	28		64	18	106	27	4				213	48					213	48
		14		28		82		133		4		0		261		0		0		261
Dance		1		3		8		15					0	27	2	5			2	32
		1		3		8		15		0		0		27		7		0		34
Danish			2	1		1	2	2					3	5					3	5
		2		1		1		4		0		0		8		0		0		8
Digital Arts and Experimental Media					2	1	9	1					11	2	5	4			16	6
	0		0		3		10		0		0		13		9		0			22

Note: Students with Double- or Triple-Majors are counted once in each major declared.

Declared Majors by Class Standing Seattle Campus

Thursday, June 01, 2006

College of Arts and Sciences

	Freshman		Sophomore		Junior		Senior		5th Year		Non-Matriculate		All Undergraduate		Graduate		Professional		All Students	
	M	F	M	F	M	F	M	F	M	F	M	F	M	F	M	F	M	F	M	F
Drama				4	11	23	30	40					41	67	5	6			46	73
	0		4		34		70		0		0		108		11		0		119	
Drama (Acting)													0	0	12	10			12	10
	0		0		0		0		0		0		0		22		0		22	
Drama (Design - Costume)													0	0	2	3			2	3
	0		0		0		0		0		0		0		5		0		5	
Drama (Design - Lighting)													0	0		2			0	2
	0		0		0		0		0		0		0		2		0		2	
Drama (Design - Scenery)													0	0	3	1			3	1
	0		0		0		0		0		0		0		4		0		4	
Drama (Directing)													0	0	1	2			1	2
	0		0		0		0		0		0		0		3		0		3	
Earth and Space Sciences	2	3	2	2	9	17	28	17					41	39					41	39
	5		4		26		45		0		0		80		0		0		80	
Earth and Space Sciences (Biology)			1	1	2	2	3	6					6	9					6	9
	0		2		4		9		0		0		15		0		0		15	
Earth and Space Sciences (Physics)			1				3	3					4	3					4	3
	0		1		0		6		0		0		7		0		0		7	

Note: Students with Double- or Triple-Majors are counted once in each major declared.

Declared Majors by Class Standing Seattle Campus

Thursday, June 01, 2006

College of Arts and Sciences

	Freshman		Sophomore		Junior		Senior		5th Year		Non-Matriculate		All Undergraduate		Graduate		Professional		All Students	
	M	F	M	F	M	F	M	F	M	F	M	F	M	F	M	F	M	F	M	F
Economics			13	15	175	80	356	164					544	259	68	30			612	289
	0		28		255		520		0		0		803		98		0		901	
English			6	12	56	107	133	193	1	2			196	314	56	77			252	391
	0		18		163		326		3		0		510		133		0		643	
English (Creative Writing)							1	1					1	1	11	19			12	20
	0		0		0		2		0		0		2		30		0		32	
English (English as 2nd Language)													0	0	5	20			5	20
	0		0		0		0		0		0		0		25		0		25	
English (Theory and Criticism)													0	0	2	2			2	2
	0		0		0		0		0		0		0		4		0		4	
English, Evening Degree Program					3	6	4	15		2			7	23					7	23
	0		0		9		19		2		0		30		0		0		30	
Ethnomusicology							3	3					3	3					3	3
	0		0		0		6		0		0		6		0		0		6	
Exchange - Arts and Sciences	3	3			46	66							49	69					49	69
	6		0		112		0		0		0		118		0		0		118	
Extended Pre Business Administration			1		17	13	6	3					24	16					24	16
	0		1		30		9		0		0		40		0		0		40	

Note: Students with Double- or Triple-Majors are counted once in each major declared.

Declared Majors by Class Standing Seattle Campus

Thursday, June 01, 2006

College of Arts and Sciences

	Freshman		Sophomore		Junior		Senior		5th Year		Non-Matriculate		All Undergraduate		Graduate		Professional		All Students	
	M	F	M	F	M	F	M	F	M	F	M	F	M	F	M	F	M	F	M	F
Extended Pre Engineering					33	7	14	3					47	10					47	10
	0		0		40		17		0		0		57		0		0		57	
Extended Pre Major			1		140	177	113	101					254	278					254	278
	0		1		317		214		0		0		532		0		0		532	
French	1	3	1	15	4	19	12	41					18	78					18	78
	4		16		23		53		0		0		96		0		0		96	
French Studies													0	0	2	9			2	9
	0		0		0		0		0		0		0		11		0		11	
General Studies					1	14	23	52	1				25	66					25	66
	0		0		15		75		1		0		91		0		0		91	
Geography			4	3	43	14	76	42					123	59	37	33			160	92
	0		7		57		118		0		0		182		70		0		252	
Geography (GTTL)													0	0	1				0	1
	0		0		0		0		0		0		0		1		0		1	
Geological Sciences					2	1							2	1	20	31			22	32
	0		0		3		0		0		0		3		51		0		54	
Geophysics													0	0	19	12			19	12
	0		0		0		0		0		0		0		31		0		31	

Note: Students with Double- or Triple-Majors are counted once in each major declared.

Declared Majors by Class Standing Seattle Campus

Thursday, June 01, 2006

College of Arts and Sciences

	Freshman		Sophomore		Junior		Senior		5th Year		Non-Matriculate		All Undergraduate		Graduate		Professional		All Students	
	M	F	M	F	M	F	M	F	M	F	M	F	M	F	M	F	M	F	M	F
	German Cultural Studies				1			3	5					3	6					3
	0		1		0		8		0		0		9		0		0		9	
German Language and Literature				1	1	6	11	7					12	14					12	14
	0		1		7		18		0		0		26		0		0		26	
Germanics			1		2		1		1				2	3	7	15			9	18
	0		1		2		1		1		0		5		22		0		27	
Greek							1						1	0					1	0
	0		0		0		1		0		0		1		0		0		1	
Hispanic Studies											1		1	0	1	8			2	8
	0		0		0		0		0		1		1		9		0		10	
History			4	13	54	68	119	89		1			177	171	43	33			220	204
	0		17		122		208		1		0		348		76		0		424	
History and Philosophy of Science							1	1	1				2	1					2	1
	0		0		0		2		1		0		3		0		0		3	
History, Evening Degree Program							1						1	0					1	0
	0		0		0		1		0		0		1		0		0		1	
Humanities, Evening Degree Program	1		3		7	17	9	20	2	2			19	42					19	42
	1		3		24		29		4		0		61		0		0		61	

Note: Students with Double- or Triple-Majors are counted once in each major declared.

Declared Majors by Class Standing Seattle Campus

Thursday, June 01, 2006

College of Arts and Sciences

	Freshman		Sophomore		Junior		Senior		5th Year		Non-Matriculate		All Undergraduate		Graduate		Professional		All Students	
	M	F	M	F	M	F	M	F	M	F	M	F	M	F	M	F	M	F	M	F
International Studies (Asia)	10	7	2	5	16	19	40	34					68	65					68	65
		17		7		35		74		0		0		133		0		0		133
International Studies (China)													0	0	9	10			9	10
		0		0		0		0		0		0		0	19		0			19
International Studies (Comp Religion)	1	1		3	10	15	26	17	1				38	36	4	10			42	46
		2		3		25		43		1		0		74		14		0		88
International Studies (Int. Studies)				3	4	15	25	69	66				87	95	23	27			110	122
		0		7		40		135		0		0		182		50		0		232
International Studies (Japan)													0	0	13	3			13	3
		0		0		0		0		0		0		0	16		0			16
International Studies (Jewish Studies)		1			1		4	3					5	4					5	4
		1		0		1		7		0		0		9		0		0		9
International Studies (Korea)													0	0	4	4			4	4
		0		0		0		0		0		0		0	8		0			8
International Studies (Latin America)	2	5	2	3	6	15	10	27		1			20	51					20	51
		7		5		21		37		1		0		71		0		0		71
International Studies(Rus, E.E.,&C.Asia)													0	0	9	21			9	21
		0		0		0		0		0		0		0	30		0			30

Note: Students with Double- or Triple-Majors are counted once in each major declared.

Declared Majors by Class Standing Seattle Campus

Thursday, June 01, 2006

College of Arts and Sciences

	Freshman		Sophomore		Junior		Senior		5th Year		Non-Matriculate		All Undergraduate		Graduate		Professional		All Students	
	M	F	M	F	M	F	M	F	M	F	M	F	M	F	M	F	M	F	M	F
International Studies: Canada						1							0	1					0	1
	0		0		1		0		0		0		1		0		0		1	
International Studies: Europe		10	6	10	3	22	12	25					21	67					21	67
	10		16		25		37		0		0		88		0		0		88	
International Studies: Middle East													0	0	5	5			5	5
	0		0		0		0		0		0		0		10		0		10	
International Studies: South Asia													0	0	3	7			3	7
	0		0		0		0		0		0		0		10		0		10	
Italian			1	1	1	5	2	11	1				5	17					5	17
	0		2		6		13		1		0		22		0		0		22	
Italian Studies													0	0	1	4			1	4
	0		0		0		0		0		0		0		5		0		5	
Japanese			1	17	10	33	13						50	24					50	24
	0		1		27		46		0		0		74		0		0		74	
Korean					3	1							1	3					1	3
	0		0		3		1		0		0		4		0		0		4	
Latin							2	2	1				2	3					2	3
	0		0		0		4		1		0		5		0		0		5	

Note: Students with Double- or Triple-Majors are counted once in each major declared.

Declared Majors by Class Standing Seattle Campus

Thursday, June 01, 2006

College of Arts and Sciences

	Freshman		Sophomore		Junior		Senior		5th Year		Non-Matriculate		All Undergraduate		Graduate		Professional		All Students	
	M	F	M	F	M	F	M	F	M	F	M	F	M	F	M	F	M	F	M	F
Law, Societies, and Justice				1	13	20	32	47					45	68					45	68
	0		1		33		79		0		0		113		0		0		113	
Linguistics				3	12	21	28	38		1	3		43	63	21	14			64	77
	0		3		33		66		1		3		106		35		0		141	
Mathematics			4	4	38	18	102	41	1		2		147	63	75	17			222	80
	0		8		56		143		1		2		210		92		0		302	
Mathematics (Comprehensive)			3	1	11	1	26	5		1			40	8					40	8
	0		4		12		31		1		0		48		0		0		48	
Mathematics (Liberal Arts)							1						1	0					1	0
	0		0		0		1		0		0		1		0		0		1	
Mathematics (Mathematical Sciences)					1		1						2	0					2	0
	0		0		1		1		0		0		2		0		0		2	
Mathematics (Philosophy)					3		1						4	0					4	0
	0		0		3		1		0		0		4		0		0		4	
Mathematics (Pure Mathematics)					1								1	0					1	0
	0		0		1		0		0		0		1		0		0		1	
Mathematics (Teacher Preparation)				1	3	5	7	5					10	11					10	11
	0		1		8		12		0		0		21		0		0		21	

Note: Students with Double- or Triple-Majors are counted once in each major declared.

Declared Majors by Class Standing Seattle Campus

Thursday, June 01, 2006

College of Arts and Sciences

	Freshman		Sophomore		Junior		Senior		5th Year		Non-Matriculate		All Undergraduate		Graduate		Professional		All Students	
	M	F	M	F	M	F	M	F	M	F	M	F	M	F	M	F	M	F	M	F
Microbiology			1	1	12	27	32	61	1				46	89					46	89
	0		2		39		93		1		0		135		0		0		135	
Music	1	9	15	8	15	10	38	33		2		1	69	63	1	4			70	67
	10		23		25		71		2		1		132		5		0		137	
Music (Brass)													0	0	8	1			8	1
	0		0		0		0		0		0		0		9		0		9	
Music (Choral Conducting)													0	0	10	2			10	2
	0		0		0		0		0		0		0		12		0		12	
Music (Composition)													0	0	6	4			6	4
	0		0		0		0		0		0		0		10		0		10	
Music (Education)													0	0	7	7			7	7
	0		0		0		0		0		0		0		14		0		14	
Music (Ethnomusicology)													0	0	8	11			8	11
	0		0		0		0		0		0		0		19		0		19	
Music (Guitar)	2		2		2		2						8	0					8	0
	2		2		2		2		0		0		8		0		0		8	
Music (Instrumental Conducting)													0	0	7	3			7	3
	0		0		0		0		0		0		0		10		0		10	

Note: Students with Double- or Triple-Majors are counted once in each major declared.

Declared Majors by Class Standing Seattle Campus

Thursday, June 01, 2006

College of Arts and Sciences

	Freshman		Sophomore		Junior		Senior		5th Year		Non-Matriculate		All Undergraduate		Graduate		Professional		All Students	
	M	F	M	F	M	F	M	F	M	F	M	F	M	F	M	F	M	F	M	F
	Music (Jazz Studies)	1	1	6		6		8	3					21	4					21
		2	6		6		11		0		0		25		0		0		25	
Music (Opera Production)													0	0	1				1	0
	0		0		0		0		0		0		0		1		0		1	
Music (Organ)													0	0	5	4			5	4
	0		0		0		0		0		0		0		9		0		9	
Music (Percussion)													0	0	1	2			1	2
	0		0		0		0		0		0		0		3		0		3	
Music (Piano)													0	0	4	9			4	9
	0		0		0		0		0		0		0		13		0		13	
Music (Strings)													0	0	5	3			5	3
	0		0		0		0		0		0		0		8		0		8	
Music (Theory)													0	0	6				6	0
	0		0		0		0		0		0		0		6		0		6	
Music (Voice)													0	0	7	10			7	10
	0		0		0		0		0		0		0		17		0		17	
Music (Woodwinds)													0	0	4	6			4	6
	0		0		0		0		0		0		0		10		0		10	

Note: Students with Double- or Triple-Majors are counted once in each major declared.

Declared Majors by Class Standing Seattle Campus

Thursday, June 01, 2006

College of Arts and Sciences

	Freshman		Sophomore		Junior		Senior		5th Year		Non-Matriculate		All Undergraduate		Graduate		Professional		All Students	
	M	F	M	F	M	F	M	F	M	F	M	F	M	F	M	F	M	F	M	F
Music History													0	0	2	7			2	7
	0		0		0		0		0		0		0		9		0		9	
Near Eastern Languages & Civilization	1		1		6		2	3		3	1		5	12	7	4			12	16
	1		1		6		5		3		1		17		11		0		28	
Near Eastern Studies: Biblical & Ancient						1		2					0	3					0	3
	0		0		1		2		0		0		3		0		0		3	
Near Eastern Studies: Comp Islamic St					1	3	3	2					4	5					4	5
	0		0		4		5		0		0		9		0		0		9	
Near Eastern Studies: Culture & Civ						2	1	4					1	6					1	6
	0		0		2		5		0		0		7		0		0		7	
Near Eastern Studies: Lang & Civ	1	1	1	3	3	6	6	10					11	20					11	20
	2		4		9		16		0		0		31		0		0		31	
Neurobiology					11	9	38	51	1				50	60					50	60
	0		0		20		89		1		0		110		0		0		110	
Norwegian		1			1	3	2	3					3	7					3	7
	1		0		4		5		0		0		10		0		0		10	
Philosophy			7	4	46	25	84	39	2				139	68	17	10			156	78
	0		11		71		123		2		0		207		27		0		234	

Note: Students with Double- or Triple-Majors are counted once in each major declared.

Declared Majors by Class Standing Seattle Campus

Thursday, June 01, 2006

College of Arts and Sciences

	Freshman		Sophomore		Junior		Senior		5th Year		Non-Matriculate		All Undergraduate		Graduate		Professional		All Students	
	M	F	M	F	M	F	M	F	M	F	M	F	M	F	M	F	M	F	M	F
Physics	26	7	39	10	63	15	115	27	4	4	7	2	254	65	145	25			399	90
	33		49		78		142		8		9		319		170		0		489	
Physics (Nanotechnology)													0	0	2				2	0
	0		0		0		0		0		0		0		2		0		2	
Political Science			12	27	150	148	275	222		1			437	398	47	35			484	433
	0		39		298		497		1		0		835		82		0		917	
Political Science (Political Comm)							2	1					2	1					2	1
	0		0		0		3		0		0		3		0		0		3	
Political Science (Political Economy)			1		6	3	11	7					18	10					18	10
	0		1		9		18		0		0		28		0		0		28	
Political Science, Evening Degree Program					1								0	1					0	1
	0		0		1		0		0		0		1		0		0		1	
Postbaccalaureate Study									15	14			15	14					15	14
	0		0		0		0		29		0		29		0		0		29	
Pre Architecture & Urban Planning	63	46	43	52	37	17							143	115					143	115
	109		95		54		0		0		0		258		0		0		258	
Pre Arts	58	119	24	70	34	39	1	4		1			117	233					117	233
	177		94		73		5		1		0		350		0		0		350	

Note: Students with Double- or Triple-Majors are counted once in each major declared.

Declared Majors by Class Standing Seattle Campus

Thursday, June 01, 2006

College of Arts and Sciences

	Freshman		Sophomore		Junior		Senior		5th Year		Non-Matriculate		All Undergraduate		Graduate		Professional		All Students	
	M	F	M	F	M	F	M	F	M	F	M	F	M	F	M	F	M	F	M	F
Pre Business Administration	2	2	22	13	8	11		1					32	27					32	27
		4		35		19		1		0		0		59		0		0		59
Pre Engineering	483	119	511	100	233	54	10	4					1237	277					1237	277
		602		611		287		14		0		0		1514		0		0		1514
Pre Environmental Health	1	3		1									1	4					1	4
		4		1		0		0		0		0		5		0		0		5
Pre Health Sciences	98	152	59	113	26	46				1			183	312					183	312
		250		172		72		0		1		0		495		0		0		495
Pre Humanities	51	99	13	24	15	38	1	3					80	164					80	164
		150		37		53		4		0		0		244		0		0		244
Pre Major (Arts & Sciences)	654	808	837	1082	373	413	5	5	1	2			1870	2310					1870	2310
		1462		1919		786		10		3		0		4180		0		0		4180
Pre Major, Evening Degree Program				1		1	5			1			1	7					1	7
		0		1		6		0		1		0		8		0		0		8
Pre Nursing	7	108	18	123	6	56	1	11					32	298					32	298
		115		141		62		12		0		0		330		0		0		330
Pre Sciences	220	322	174	224	90	110	6	1	2				492	657					492	657
		542		398		200		7		2		0		1149		0		0		1149

Note: Students with Double- or Triple-Majors are counted once in each major declared.

Declared Majors by Class Standing Seattle Campus

Thursday, June 01, 2006

College of Arts and Sciences

	Freshman		Sophomore		Junior		Senior		5th Year		Non-Matriculate		All Undergraduate		Graduate		Professional		All Students	
	M	F	M	F	M	F	M	F	M	F	M	F	M	F	M	F	M	F	M	F
Pre Social Sciences	178	274	140	271	132	206	3	3	2	1			455	755					455	755
	452		411		338		6		3		0		1210		0		0		1210	
Psychology		1	2	9	50	144	135	359	1	3			188	516	25	69			213	585
	1		11		194		494		4		0		704		94		0		798	
Psychology (Clinical Psychology)													0	0	3	20			3	20
	0		0		0		0		0		0		0		23		0		23	
Psychology, Evening Degree Program								1					0	1					0	1
	0		0		0		1		0		0		1		0		0		1	
Romance Linguistics				1			1	3					1	4					1	4
	0		1		0		4		0		0		5		0		0		5	
Russian Language, Literature, & Culture		1	1	2	1	2	6	6					8	11					8	11
	1		3		3		12		0		0		19		0		0		19	
Scandinavian (Area Studies)													0	0	2	4			2	4
	0		0		0		0		0		0		0		6		0		6	
Scandinavian (Languages & Literatures)													0	0	2	5			2	5
	0		0		0		0		0		0		0		7		0		7	
Scandinavian (Theory and Criticism)													0	0	1	1			1	1
	0		0		0		0		0		0		0		2		0		2	

Note: Students with Double- or Triple-Majors are counted once in each major declared.

Declared Majors by Class Standing Seattle Campus

Thursday, June 01, 2006

College of Arts and Sciences

	Freshman		Sophomore		Junior		Senior		5th Year		Non-Matriculate		All Undergraduate		Graduate		Professional		All Students	
	M	F	M	F	M	F	M	F	M	F	M	F	M	F	M	F	M	F	M	F
Scandinavian Area Studies			1	1		3	8	9					9	13					9	13
	0		2		3		17		0		0		22		0		0		22	
Slavic Languages and Literatures		1			1	4		2					1	7	3	7			4	14
	1		0		5		2		0		0		8		10		0		18	
Social Sciences, Evening Degree Program			5	4	43	70	34	78	1	1			83	153					83	153
	0		9		113		112		2		0		236		0		0		236	
Sociology			3	12	19	67	88	180					110	259	28	50			138	309
	0		15		86		268		0		0		369		78		0		447	
Sociology, Evening Degree Program						1							0	1					0	1
	0		0		1		0		0		0		1		0		0		1	
Sociology: Global and Social Change							2	5					2	5					2	5
	0		0		0		7		0		0		7		0		0		7	
Sociology: Individual and Society							6	30					6	30					6	30
	0		0		0		36		0		0		36		0		0		36	
Sociology: Law, Society & Social Policy					1	3	18	14					19	17					19	17
	0		0		4		32		0		0		36		0		0		36	
Sociology: Social Organizations							2	2					2	2					2	2
	0		0		0		4		0		0		4		0		0		4	

Note: Students with Double- or Triple-Majors are counted once in each major declared.

Declared Majors by Class Standing Seattle Campus

Thursday, June 01, 2006

College of Arts and Sciences

	Freshman		Sophomore		Junior		Senior		5th Year		Non-Matriculate		All Undergraduate		Graduate		Professional		All Students	
	M	F	M	F	M	F	M	F	M	F	M	F	M	F	M	F	M	F	M	F
Spanish				1	2	13	26	60					28	74					28	74
	0		1		15		86		0		0		102		0		0		102	
Speech and Hearing Sciences			1	3		32	9	53	1	5			11	93	10	67			21	160
	0		4		32		62		6		0		104		77		0		181	
Statistics						1	12	6			1	1	13	8	25	26			38	34
	0		0		1		18		0		2		21		51		0		72	
Statistics: Statistical Genetics													0	0	3				3	0
	0		0		0		0		0		0		0		3		0		3	
Swedish	1	2		2	2	2	2	5					5	11					5	11
	3		2		4		7		0		0		16		0		0		16	
Undeclared 5th Year									2	3			2	3					2	3
	0		0		0		0		5		0		5		0		0		5	
Visiting Arts & Sciences	3	4	2	5	4	5							9	14					9	14
	7		7		9		0		0		0		23		0		0		23	
Women Studies		1		12		18		35					0	66		18			0	84
	1		12		18		35		0		0		66		18		0		84	
Zoology							1	6					1	6	36	36			37	42
	0		0		0		7		0		0		7		72		0		79	

Note: Students with Double- or Triple-Majors are counted once in each major declared.

Declared Majors by Class Standing Seattle Campus

Thursday, June 01, 2006

College of Arts and Sciences

Freshman		Sophomore		Junior		Senior		5th Year		Non-Matriculate		All Undergraduate		Graduate		Professional		All Students	
M	F	M	F	M	F	M	F	M	F	M	F	M	F	M	F	M	F	M	F

Note: Students with Double- or Triple-Majors are counted once in each major declared.

Declared Majors by Class Standing Seattle Campus

Thursday, June 01, 2006

College of Education	Freshman		Sophomore		Junior		Senior		5th Year		Non-Matriculate		All Undergraduate		Graduate		Professional		All Students	
	M	F	M	F	M	F	M	F	M	F	M	F	M	F	M	F	M	F	M	F
	Education											11	30	11	30	88	250			99
	0		0		0		0		0		41		41		338		0		379	
Education (Curriculum & Instruction)													0	0	39	76			39	76
	0		0		0		0		0		0		0		115		0		115	
Education (Educ Leadership & Policy Std)													0	0	42	77			42	77
	0		0		0		0		0		0		0		119		0		119	
Education (Educational Psychology)													0	0	8	40			8	40
	0		0		0		0		0		0		0		48		0		48	
Education (Initial Certificate)										1			0	1					0	1
	0		0		0		0		1		0		1		0		0		1	
Education (Special Education)													0	0	17	85			17	85
	0		0		0		0		0		0		0		102		0		102	
Education Fifth Year,Continuing)										3			3	0					3	0
	0		0		0		0		3		0		3		0		0		3	
Education, Evening Degree Program													0	0	6	6			6	6
	0		0		0		0		0		0		0		12		0		12	

Note: Students with Double- or Triple-Majors are counted once in each major declared.

Declared Majors by Class Standing Seattle Campus

Thursday, June 01, 2006

College of Engineering	Freshman		Sophomore		Junior		Senior		5th Year		Non-Matriculate		All Undergraduate		Graduate		Professional		All Students	
	M	F	M	F	M	F	M	F	M	F	M	F	M	F	M	F	M	F	M	F
	Aeronautics & Astronautics			2		20	3	56	21			11	1	89	25	75	13			164
	0		2		23		77		0		12		114		88		0		202	
Aeronautics & Astronautics (Televised)											22	1	22	1	20	4			42	5
	0		0		0		0		0		23		23		24		0		47	
Aerospace Engineering													0	0	10	1			10	1
	0		0		0		0		0		0		0		11		0		11	
Chemical Engineering			1	1	24	9	65	35	2		1		93	45	41	20			134	65
	0		2		33		100		2		1		138		61		0		199	
Civil Engineering					41	12	115	21	3	1	2	3	161	37	110	41			271	78
	0		0		53		136		4		5		198		151		0		349	
Computer Engineering	4	1	7	1	33	15	100	11	1				145	28					145	28
	5		8		48		111		1		0		173		0		0		173	
Computer Science & Engineering											2		2	0	116	36			118	36
	0		0		0		0		0		2		2		152		0		154	
Computer Science & Engineering, Evening											3		3	0	116	14			119	14
	0		0		0		0		0		3		3		130		0		133	
Electrical Engineering	10	1	21	3	127	13	221	45	2		3	3	384	65	184	42			568	107
	11		24		140		266		2		6		449		226		0		675	

Note: Students with Double- or Triple-Majors are counted once in each major declared.

Declared Majors by Class Standing Seattle Campus

Thursday, June 01, 2006

College of Engineering	Freshman		Sophomore		Junior		Senior		5th Year		Non-Matriculate		All Undergraduate		Graduate		Professional		All Students	
	M	F	M	F	M	F	M	F	M	F	M	F	M	F	M	F	M	F	M	F
	Electrical Engineering (Nanotechnology)													0	0	3	4			3
	0		0		0		0		0		0		0		7		0		7	
Engineering (Civil Engineering)													0	0	14	13			14	13
	0		0		0		0		0		0		0		27		0		27	
Engineering (Inter Engineering)													0	0	5	1			5	1
	0		0		0		0		0		0		0		6		0		6	
Engineering (Manufacturing Engineering)											2		2	0	4	1			6	1
	0		0		0		0		0		2		2		5		0		7	
Engineering (Mechanical Engineering)													0	0	3				3	0
	0		0		0		0		0		0		0		3		0		3	
Exchange - Engineering					6	2	1						7	2					7	2
	0		0		8		1		0		0		9		0		0		9	
Industrial Engineering	2		3	5	16	7	29	18			1		51	30	16	16			67	46
	2		8		23		47		0		1		81		32		0		113	
Interdisciplinary Engineering								1					0	1					0	1
	0		0		0		1		0		0		1		0		0		1	
Mat Sci & Engineering (Nanotechnology)													0	0	1				1	0
	0		0		0		0		0		0		0		1		0		1	

Note: Students with Double- or Triple-Majors are counted once in each major declared.

Declared Majors by Class Standing Seattle Campus

Thursday, June 01, 2006

College of Engineering

	Freshman		Sophomore		Junior		Senior		5th Year		Non-Matriculate		All Undergraduate		Graduate		Professional		All Students	
	M	F	M	F	M	F	M	F	M	F	M	F	M	F	M	F	M	F	M	F
Materials Science & Engineering				1	15	5	42	12	1		1		59	18					59	18
	0		1		20		54		1		1		77		0		0		77	
Materials Science & Engr (Televised)													0	0	1	1			1	1
	0		0		0		0		0		0		0		2		0		2	
Materials Science & Engr(Materials Engr)													0	0	42	22			42	22
	0		0		0		0		0		0		0		64		0		64	
Mechanical Engineering			10	1	62	7	121	12		1	9	2	202	23	115	26			317	49
	0		11		69		133		1		11		225		141		0		366	
Technical Communication						2	15	9			5	9	20	20	20	34			40	54
	0		0		2		24		0		14		40		54		0		94	

Note: Students with Double- or Triple-Majors are counted once in each major declared.

Declared Majors by Class Standing Seattle Campus

Thursday, June 01, 2006

College of Forest Resources	Freshman		Sophomore		Junior		Senior		5th Year		Non-Matriculate		All Undergraduate		Graduate		Professional		All Students	
	M	F	M	F	M	F	M	F	M	F	M	F	M	F	M	F	M	F	M	F
	Conservation of Wildland Resources								3					0	3					0
	0		0		0		3		0		0		3		0		0			3
Environmental Horticulture & Urban For							3	2					3	2					3	2
	0		0		0		5		0		0		5		0		0			5
Environmental Science and Resource Mgmt	3	1	3	5	24	19	31	22	1	2			62	49					62	49
	4		8		43		53		3		0		111		0		0			111
Forest and Ecological Engineering							1						1	0					1	0
	0		0		0		1		0		0		1		0		0			1
Forest Management							3	1					3	1					3	1
	0		0		0		4		0		0		4		0		0			4
Forest Res (Environmental Horticulture)													0	0	1	2			1	2
	0		0		0		0		0		0		0		3		0			3
Forest Resources											1	2	1	2	73	66			74	68
	0		0		0		0		0		3		3		139		0			142
Forest Resources (Ecosystem Analysis)													0	0	1				0	1
	0		0		0		0		0		0		0		1		0			1
Forest Resources (Paper Science & Engr)	3		14	3	7	2	9	7					33	12					33	12
	3		17		9		16		0		0		45		0		0			45

Note: Students with Double- or Triple-Majors are counted once in each major declared.

Declared Majors by Class Standing Seattle Campus

Thursday, June 01, 2006

College of Forest Resources

	Freshman		Sophomore		Junior		Senior		5th Year		Non-Matriculate		All Undergraduate		Graduate		Professional		All Students	
	M	F	M	F	M	F	M	F	M	F	M	F	M	F	M	F	M	F	M	F
	Forest Resources (PSE: Business Option)					1		2						3	0					3
	0		0		1		2		0		0		3		0		0		3	
Forest Resources:Urban Horticulture													0	0	2				0	2
	0		0		0		0		0		0		0		2		0		2	
Pre Forestry (Forest Resources)					3								3	0					3	0
	0		0		3		0		0		0		3		0		0		3	
Sustainable Resource Sciences								2					0	2					0	2
	0		0				2		0		0		2		0		0		2	
Wildlife Science			1		1		3	3	2				5	5					5	5
	0		1		1		6	6	2		0		10	10	0		0		10	10

Note: Students with Double- or Triple-Majors are counted once in each major declared.

Declared Majors by Class Standing Seattle Campus

Thursday, June 01, 2006

College of Ocean and Fisheries Sciences

Freshman		Sophomore		Junior		Senior		5th Year		Non-Matriculate		All Undergraduate		Graduate		Professional		All Students	
M	F	M	F	M	F	M	F	M	F	M	F	M	F	M	F	M	F	M	F
Aquatic and Fishery Sciences																			
4	6	11	11	18	13	28	16				2	61	48	55	47			116	95
	10		22		31		44		0		2		109		102		0		211
Oceanography																			
1	7	5	6	9	8	9	16		2	1	2	25	41	30	39			55	80
	8		11		17		25		2		3		66		69		0		135
School of Marine Affairs																			
												0	0	15	26			15	26
	0		0		0		0		0		0		0		41		0		41

Note: Students with Double- or Triple-Majors are counted once in each major declared.

Declared Majors by Class Standing Seattle Campus

Thursday, June 01, 2006

Interdisciplinary Graduate Programs

	Freshman		Sophomore		Junior		Senior		5th Year		Non-Matriculate		All Undergraduate		Graduate		Professional		All Students	
	M	F	M	F	M	F	M	F	M	F	M	F	M	F	M	F	M	F	M	F
	Biology Teaching											2	1	2	1	5	4			7
	0		0		0		0		0		3		3		9		0		12	
Biomolecular Structure and Design													0	0	22	8			22	8
	0		0		0		0		0		0		0		30		0		30	
Conservation Biology													0	0	1	8			1	8
	0		0		0		0		0		0		0		9		0		9	
Environmental Management													0	0	3	10			3	10
	0		0		0		0		0		0		0		13		0		13	
Global and Environmental Chemistry													0	0	2	2			2	2
	0		0		0		0		0		0		0		4		0		4	
Global Trade, Transportation & Logistics													0	0	19	10			19	10
	0		0		0		0		0		0		0		29		0		29	
Graduate Unassigned													0	0	7	7			7	7
	0		0		0		0		0		0		0		14		0		14	
Graduate Visiting													0	0	49	39			49	39
	0		0		0		0		0		0		0		88		0		88	
Health Administration Group											4	3	4	3	38	48			42	51
	0		0		0		0		0		7		7		86		0		93	

Note: Students with Double- or Triple-Majors are counted once in each major declared.

Declared Majors by Class Standing Seattle Campus

Thursday, June 01, 2006

Interdisciplinary Graduate Programs

	Freshman		Sophomore		Junior		Senior		5th Year		Non-Matriculate		All Undergraduate		Graduate		Professional		All Students	
	M	F	M	F	M	F	M	F	M	F	M	F	M	F	M	F	M	F	M	F
	Individual PhD													0	0	1	3			1
	0		0		0		0		0		0		0		4		0		4	
MOLECULAR AND CELLULAR BIO (FHCRC)													0	0	32	39			32	39
	0		0		0		0		0		0		0		71		0		71	
Molecular and Cellular Biology													0	0	35	47			35	47
	0		0		0		0		0		0		0		82		0		82	
Museology													0	0	5	42			5	42
	0		0		0		0		0		0		0		47		0		47	
Near & Middle Eastern Studies													0	0	7	6			7	6
	0		0		0		0		0		0		0		13		0		13	
Neurobiology & Behavior													0	0	43	28			43	28
	0		0		0		0		0		0		0		71		0		71	
Nutritional Science												1	0	1	5	32			5	33
	0		0		0		0		0		1		1		37		0		38	
Public Health Genetics													0	0	3	10			3	10
	0		0		0		0		0		0		0		13		0		13	
Quantitative Ecology & Resource Mgmt													0	0	12	7			12	7
	0		0		0		0		0		0		0		19		0		19	

Note: Students with Double- or Triple-Majors are counted once in each major declared.

Declared Majors by Class Standing Seattle Campus

Thursday, June 01, 2006

Interdisciplinary Graduate Programs	Freshman		Sophomore		Junior		Senior		5th Year		Non-Matriculate		All Undergraduate		Graduate		Professional		All Students	
	M	F	M	F	M	F	M	F	M	F	M	F	M	F	M	F	M	F	M	F
Special Program Graduate Student													0	0	5	7			5	7
Urban Design & Planning	0		0		0		0		0		0		0		12		0		12	
													0	0	15	6			15	6
	0		0		0		0		0		0		0		21		0		21	

Note: Students with Double- or Triple-Majors are counted once in each major declared.

Declared Majors by Class Standing Seattle Campus

Thursday, June 01, 2006

	Freshman		Sophomore		Junior		Senior		5th Year		Non-Matriculate		All Undergraduate		Graduate		Professional		All Students			
	M	F	M	F	M	F	M	F	M	F	M	F	M	F	M	F	M	F	M	F		
	Interdisciplinary Undergraduate Studies																					
Academy for Young Scholars	13	21	14	17	4	3		1					31	42							31	42
		34		31		7		1		0		0		73		0		0			73	
Center for Study of Capable Youth	11	4	6	7	1	1							18	12							18	12
		15		13		2		0		0		0		30		0		0			30	
Environmental St: Ecology & Conservation			1	1	3	8	7	14					11	23							11	23
		0		2		11		21		0		0		34		0		0			34	
Environmental St: Internatl Perspectives			1	1	1	3	2	5					4	9							4	9
		0		2		4		7		0		0		13		0		0			13	
Environmental St: Population and Health						5	6	15					6	20							6	20
		0		0		5		21		0		0		26		0		0			26	
Environmental St: Resources					5	3	7	2					12	5							12	5
		0		0		8		9		0		0		17		0		0			17	
Environmental Studies						1							0	1							0	1
		0		0		1		0		0		0		1		0		0			1	
Non Matriculated																						
											529	541	529	541							529	541
		0		0		0		0		0		1070		1070		0		0			1070	
Policy Dimensions of the Earth Sciences																						
															2	2					2	2
		0		0		0		0		0		0		0		4		0			4	

Note: Students with Double- or Triple-Majors are counted once in each major declared.

Declared Majors by Class Standing Seattle Campus

Thursday, June 01, 2006

Interdisciplinary Undergraduate Studies

Freshman		Sophomore		Junior		Senior		5th Year		Non-Matriculate		All Undergraduate		Graduate		Professional		All Students			
M	F	M	F	M	F	M	F	M	F	M	F	M	F	M	F	M	F	M	F		
										26	27	26	27							26	27
										53		53								53	

Visiting undergraduate interdisciplinary

Note: Students with Double- or Triple-Majors are counted once in each major declared.

Declared Majors by Class Standing Seattle Campus

Thursday, June 01, 2006

Interschool or Intercollege Programs

	Freshman		Sophomore		Junior		Senior		5th Year		Non-Matriculate		All Undergraduate		Graduate		Professional		All Students	
	M	F	M	F	M	F	M	F	M	F	M	F	M	F	M	F	M	F	M	F
	Bioengineering	2		6	4	14	15	37	19			2		61	38	56	51			117
		2		10		29		56		0		2		99		107		0		206
Bioengineering (Engineering & Medicine)													0	0	1	1			1	1
	0		0		0		0		0		0		0		2		0			2
Bioengineering (Nanotechnology)													0	0	3	2			3	2
	0		0		0		0		0		0		0		5		0			5
Dentistry/Oral Biology													0	0	1				1	0
	0		0		0		0		0		0		0		1		0			1
Entrepreneurship in Technology													0	0	5				5	0
	0		0		0		0		0		0		0		5		0			5
Health Services/Business Administration													0	0	2				2	0
	0		0		0		0		0		0		0		2		0			2
International Studies/Business Admin													0	0	3				3	0
	0		0		0		0		0		0		0		3		0			3
International Studies/Health Services													0	0	1				0	1
	0		0		0		0		0		0		0		1		0			1
International Studies/Marine Studies													0	0	2				2	0
	0		0		0		0		0		0		0		2		0			2

Note: Students with Double- or Triple-Majors are counted once in each major declared.

Declared Majors by Class Standing Seattle Campus

Thursday, June 01, 2006

Interschool or Intercollege Programs

	Freshman		Sophomore		Junior		Senior		5th Year		Non-Matriculate		All Undergraduate		Graduate		Professional		All Students	
	M	F	M	F	M	F	M	F	M	F	M	F	M	F	M	F	M	F	M	F
International Studies/Public Affairs													0	0	8	18			8	18
Medical Engineering	0		0		0		0		0		0		0		26		0		26	
Public Affairs/Environmental Health											10	4	10	4	17	11			27	15
Public Affairs/Forest Resources	0		0		0		0		0		14		14		28		0		42	
Public Affairs/Health Administration													0	0	3				0	3
Public Affairs/Health Services	0		0		0		0		0		0		0		3		0		3	
Social Work/Public Health													0	0	2	1			2	1
Urban Planning/Public Administration	0		0		0		0		0		0		0		3	0			3	0
													0	0	3	2			3	2
	0		0		0		0		0		0		0		5		0		5	

Note: Students with Double- or Triple-Majors are counted once in each major declared.

Declared Majors by Class Standing Seattle Campus

Thursday, June 01, 2006

School of Business Administration

	Freshman		Sophomore		Junior		Senior		5th Year		Non-Matriculate		All Undergraduate		Graduate		Professional		All Students	
	M	F	M	F	M	F	M	F	M	F	M	F	M	F	M	F	M	F	M	F
Accounting			6	8	77	87	132	128		7			215	230					215	230
	0		14		164		260		7		0		445		0		0		445	
Accounting (Auditing & Assurance)													0	0	22	24			22	24
	0		0		0		0		0		0		0		46		0		46	
Accounting (Taxation)													0	0	22	27			22	27
	0		0		0		0		0		0		0		49		0		49	
Bus Admin (Human Resources Management)					6	13	11	24					17	37					17	37
	0		0		19		35		0		0		54		0		0		54	
Business Administration	8	10	40	44	57	36	46	29					151	119					151	119
	18		84		93		75		0		0		270		0		0		270	
Business Admin (Entrepreneurship)				1	33	20	54	24					87	45					87	45
	0		1		53		78		0		0		132		0		0		132	
Business Administration											2		2	0	146	82			148	82
	0		0		0		0		0		2		2		228		0		230	
Business Administration (Doctoral)													0	0	52	28			52	28
	0		0		0		0		0		0		0		80		0		80	
Business Administration (Executive)													0	0	112	42			112	42
	0		0		0		0		0		0		0		154		0		154	

Note: Students with Double- or Triple-Majors are counted once in each major declared.

Declared Majors by Class Standing Seattle Campus

Thursday, June 01, 2006

School of Business Administration	Freshman		Sophomore		Junior		Senior		5th Year		Non-Matriculate		All Undergraduate		Graduate		Professional		All Students	
	M	F	M	F	M	F	M	F	M	F	M	F	M	F	M	F	M	F	M	F
	Business Administration (Finance)			3	1	93	37	153	121					249	159					249
	0		4		130		274		0		0		408		0		0		408	
Business Administration (Info Systems)													0	0	49	12			49	12
	0		0		0		0		0		0		0		61		0		61	
Business Administration (Inform Systems)					17	8	52	43					69	51	4	1			73	52
	0		0		25		95		0		0		120		5		0		125	
Business Administration (Marketing)					52	63	93	142					145	205					145	205
	0		0		115		235		0		0		350		0		0		350	
Business, Evening Degree Program (MBA)													0	0	95	38			95	38
	0		0		0		0		0		0		0		133		0		133	
Certificate in International Business			1	5	16	12	29	46					46	63					46	63
	0		6		28		75		0		0		109		0		0		109	
Exchange - Business administration						3							0	3					0	3
	0		0		3		0		0		0		3		0		0		3	
Global Executive MBA													0	0	22	2			22	2
	0		0		0		0		0		0		0		24		0		24	
Global MBA													0	0	2	1			2	1
	0		0		0		0		0		0		0		3		0		3	

Note: Students with Double- or Triple-Majors are counted once in each major declared.

Declared Majors by Class Standing Seattle Campus

Thursday, June 01, 2006

School of Business Administration

Freshman		Sophomore		Junior		Senior		5th Year		Non-Matriculate		All Undergraduate		Graduate		Professional		All Students	
M	F	M	F	M	F	M	F	M	F	M	F	M	F	M	F	M	F	M	F
												0	0	103	23			103	23
0		0		0		0		0		0		0		126		0		126	

Technology Management MBA

Note: Students with Double- or Triple-Majors are counted once in each major declared.

Declared Majors by Class Standing Seattle Campus

Thursday, June 01, 2006

School of Dentistry	Freshman		Sophomore		Junior		Senior		5th Year		Non-Matriculate		All Undergraduate		Graduate		Professional		All Students	
	M	F	M	F	M	F	M	F	M	F	M	F	M	F	M	F	M	F	M	F
	Dentistry													0	0			141	78	141
	0		0		0		0		0		0		0		0		219		219	
Dentistry Concurrent Degree Program													0	0	1				0	1
	0		0		0		0		0		0		0		1		0		1	
Endodontics													0	0	5	2			5	2
	0		0		0		0		0		0		0		7		0		7	
Oral Biology											1		1	0	8	8			9	8
	0		0		0		0		0		1		1		16		0		17	
Oral Medicine													0	0	2	6			2	6
	0		0		0		0		0		0		0		8		0		8	
Orthodontics													0	0	5	5			5	5
	0		0		0		0		0		0		0		10		0		10	
Pediatric Dentistry													0	0	3	7			3	7
	0		0		0		0		0		0		0		10		0		10	
Periodontics													0	0	3	6			3	6
	0		0		0		0		0		0		0		9		0		9	
Prosthodontics													0	0	10	1			10	1
	0		0		0		0		0		0		0		11		0		11	

Note: Students with Double- or Triple-Majors are counted once in each major declared.

Declared Majors by Class Standing Seattle Campus

Thursday, June 01, 2006

School of Dentistry

Freshman		Sophomore		Junior		Senior		5th Year		Non-Matriculate		All Undergraduate		Graduate		Professional		All Students	
M	F	M	F	M	F	M	F	M	F	M	F	M	F	M	F	M	F	M	F

Note: Students with Double- or Triple-Majors are counted once in each major declared.

Declared Majors by Class Standing Seattle Campus

Thursday, June 01, 2006

School of Law	Freshman		Sophomore		Junior		Senior		5th Year		Non-Matriculate		All Undergraduate		Graduate		Professional		All Students	
	M	F	M	F	M	F	M	F	M	F	M	F	M	F	M	F	M	F	M	F
	Law													0	0	12	9	211	287	223
	0		0		0		0		0		0		0		21		498		519	
Law (Intellectual Property)													0	0	24	11			24	11
	0		0		0		0		0		0		0		35		0		35	
Law (Taxation)													0	0	44	37			44	37
	0		0		0		0		0		0		0		81		0		81	
Law Concurrent Degree Program													0	0	16	21			16	21
	0		0		0		0		0		0		0		37		0		37	
Law Visiting									4	1			4	1					4	1
	0		0		0		0		5		0		5		0		0		5	

Note: Students with Double- or Triple-Majors are counted once in each major declared.

Declared Majors by Class Standing Seattle Campus

Thursday, June 01, 2006

School of Medicine	Freshman		Sophomore		Junior		Senior		5th Year		Non-Matriculate		All Undergraduate		Graduate		Professional		All Students	
	M	F	M	F	M	F	M	F	M	F	M	F	M	F	M	F	M	F	M	F
	Biochemistry											1		1	0	37	13			38
	0		0		0		0		0		1		1		50		0		51	
Biological Structure													0	0	3	2			3	2
	0		0		0		0		0		0		0		5		0		5	
Biomedical and Health Informatics													0	0	17	11			17	11
	0		0		0		0		0		0		0		28		0		28	
Comparative Medicine													0	0		2			0	2
	0		0		0		0		0		0		0		2		0		2	
Genetics											1		1	0	5	4			6	4
	0		0		0		0		0		1		1		9		0		10	
Genome Sciences											1		1	0	26	13			27	13
	0		0		0		0		0		1		1		39		0		40	
Immunology													0	0	22	21			22	21
	0		0		0		0		0		0		0		43		0		43	
Laboratory Medicine													0	0	2	6			2	6
	0		0		0		0		0		0		0		8		0		8	
Medex (Medex Certificate Program)	10	7	9	4	1								19	12					19	12
	17		13		1		0		0		0		31		0		0		31	

Note: Students with Double- or Triple-Majors are counted once in each major declared.

Declared Majors by Class Standing Seattle Campus

Thursday, June 01, 2006

School of Medicine	Freshman		Sophomore		Junior		Senior		5th Year		Non-Matriculate		All Undergraduate		Graduate		Professional		All Students	
	M	F	M	F	M	F	M	F	M	F	M	F	M	F	M	F	M	F	M	F
	Medical History & Ethics											2	0	2	3					0
	0		0		0		0		0		2		2	3		0				5
Medical Technology					5	7	9	18	1	5			15	30					15	30
	0		0		12		27		6		0		45	0		0				45
Medicine													0	0			303	374	303	374
	0		0		0		0		0		0		0	0			677			677
Medicine Concurrent Degree Program													0	0	58	38			58	38
	0		0		0		0		0		0		0	96		0				96
Medxd (Medex Degree Program)			1	4	11	10	23	10	26	35			61	59					61	59
	0		5		21		33		61		0		120	0		0				120
Microbiology (Medicine)											2	0	2	16	22				16	24
	0		0		0		0		0		2		2	38		0				40
Molecular Biotechnology													0	0	4	2			4	2
	0		0		0		0		0		0		0	6		0				6
Pathology													0	0	15	12			15	12
	0		0		0		0		0		0		0	27		0				27
Pharmacology											1	0	1	15	20				15	21
	0		0		0		0		0		1		1	35		0				36

Note: Students with Double- or Triple-Majors are counted once in each major declared.

Declared Majors by Class Standing Seattle Campus

Thursday, June 01, 2006

School of Medicine	Freshman		Sophomore		Junior		Senior		5th Year		Non-Matriculate		All Undergraduate		Graduate		Professional		All Students	
	M	F	M	F	M	F	M	F	M	F	M	F	M	F	M	F	M	F	M	F
	Physiology & Biophysics													0	0	13	15			13
Prosthetics & Orthotics	0		0		0		0		0		0		0		28		0		28	
Rehabilitation Med (Physical Therapy)					1	4	2	9	4				7	13					7	13
Rehabilitation Med(Occupational Therapy)	0		0		5		11		4		0		20		0		0		20	
Rehabilitation Medicine													0	0	18	71			18	71
	0		0		0		0		0		0		0		89		0		89	
													0	0	6	48			6	48
	0		0		0		0		0		0		0		54		0		54	
													0	0		2			0	2
	0		0		0		0		0		0		0		2		0		2	

Note: Students with Double- or Triple-Majors are counted once in each major declared.

Declared Majors by Class Standing Seattle Campus

Thursday, June 01, 2006

School of Nursing

	Freshman		Sophomore		Junior		Senior		5th Year		Non-Matriculate		All Undergraduate		Graduate		Professional		All Students		
	M	F	M	F	M	F	M	F	M	F	M	F	M	F	M	F	M	F	M	F	
	Adv Practice Nurs (Adult Psy Ment Hlth)													0	0		4				0
	0		0		0		0		0		0		0		4		0			4	
Adv Practice Nurs (Forensic Nurse Spec)													0	0		3				0	3
	0		0		0		0		0		0		0		3		0			3	
Adv Practice Nurs (Nurse Educ Spec Trn)													0	0	2	6				2	6
	0		0		0		0		0		0		0		8		0			8	
Masters Entry Program in Nursing													0	0	2	18				2	18
	0		0		0		0		0		0		0		20		0			20	
Nursing			1	6	37	8	90	4	37	4	52	22	217	25	300				47	517	
	0		1		43		98		41		56		239		325		0			564	

Note: Students with Double- or Triple-Majors are counted once in each major declared.

Declared Majors by Class Standing Seattle Campus

Thursday, June 01, 2006

School of Pharmacy	Freshman		Sophomore		Junior		Senior		5th Year		Non-Matriculate		All Undergraduate		Graduate		Professional		All Students	
	M	F	M	F	M	F	M	F	M	F	M	F	M	F	M	F	M	F	M	F
	Medicinal Chemistry													0	0	13	15			13
	0		0		0		0		0		0		0		28		0		28	
Pharmaceutics											1	2	1	2	9	10			10	12
	0		0		0		0		0		3		3		19		0		22	
Pharmacy													0	0	6	5	120	271	126	276
	0		0		0		0		0		0		0		11		391		402	

Note: Students with Double- or Triple-Majors are counted once in each major declared.

Declared Majors by Class Standing Seattle Campus

Thursday, June 01, 2006

School of Public Affairs	Freshman		Sophomore		Junior		Senior		5th Year		Non-Matriculate		All Undergraduate		Graduate		Professional		All Students		
	M	F	M	F	M	F	M	F	M	F	M	F	M	F	M	F	M	F	M	F	
	Public Administration													0	0	15	23			15	23
Public Affairs	0		0		0		0		0		0		0		38		0		38		
Public Affairs, Evening Degree Program													3	0	3	74	148			74	151
	0		0		0		0		0		3		3		222		0		225		
													0	0	23	42			23	42	
	0		0		0		0		0		0		0		65		0		65		

Note: Students with Double- or Triple-Majors are counted once in each major declared.

Declared Majors by Class Standing Seattle Campus

Thursday, June 01, 2006

School of Public Health and Community Medicine

	Freshman		Sophomore		Junior		Senior		5th Year		Non-Matriculate		All Undergraduate		Graduate		Professional		All Students	
	M	F	M	F	M	F	M	F	M	F	M	F	M	F	M	F	M	F	M	F
	Biostatistics													0	0	36	36			36
	0		0		0		0		0		0		0		72		0		72	
Biostatistics: Statistical Genetics													0	0		2			0	2
	0		0		0		0		0		0		0		2		0		2	
Environmental & Occupational Health													0	0	4	7			4	7
	0		0		0		0		0		0		0		11		0		11	
Environmental and Occupational Hygiene													0	0	2	1			2	1
	0		0		0		0		0		0		0		3		0		3	
Environmental Health					3	16	7	10					10	26	3	7			13	33
	0		0		19		17		0		0		36		10		0		46	
Environmental Health-Envrnmtl Toxicology													0	0	10	16			10	16
	0		0		0		0		0		0		0		26		0		26	
Environmental Health-Industrial Hygiene													0	0	7	6			7	6
	0		0		0		0		0		0		0		13		0		13	
Environmental Health-Safety & Ergonomics													0	0	1				1	0
	0		0		0		0		0		0		0		1		0		1	
Epidemiology											3	4	3	4	52	94			55	98
	0		0		0		0		0		7		7		146		0		153	

Note: Students with Double- or Triple-Majors are counted once in each major declared.

Declared Majors by Class Standing Seattle Campus

Thursday, June 01, 2006

School of Public Health and Community Medicine

	Freshman		Sophomore		Junior		Senior		5th Year		Non-Matriculate		All Undergraduate		Graduate		Professional		All Students	
	M	F	M	F	M	F	M	F	M	F	M	F	M	F	M	F	M	F	M	F
	Epidemiology - International Health													0	0	4	3			4
	0		0		0		0		0		0		0		7		0		7	
Epidemiology - Maternal & Child Health													0	0	3				0	3
	0		0		0		0		0		0		0		3		0		3	
Genetic Epidemiology													0	0	1				0	1
	0		0		0		0		0		0		0		1		0		1	
Health Information Administration					6	4	3	14					9	18					9	18
	0		0		10		17		0		0		27		0		0		27	
Health Services												2	0	2	19	123			19	125
	0		0		0		0		0		2		2		142		0		144	
Health Services - Maternal&Child Health													0	0	1	3			1	3
	0		0		0		0		0		0		0		4		0		4	
Health Services (Extended Degree)											2	2	2	2	15	42			17	44
	0		0		0		0		0		4		4		57		0		61	
Occupational & Environmental Medicine													0	0	12	1			12	1
	0		0		0		0		0		0		0		13		0		13	
Public Health Genetics												2	0	2	4	10			4	12
	0		0		0		0		0		2		2		14		0		16	

Note: Students with Double- or Triple-Majors are counted once in each major declared.

Declared Majors by Class Standing Seattle Campus

Thursday, June 01, 2006

School of Public Health and Community Medicine

	Freshman		Sophomore		Junior		Senior		5th Year		Non-Matriculate		All Undergraduate		Graduate		Professional		All Students		
	M	F	M	F	M	F	M	F	M	F	M	F	M	F	M	F	M	F	M	F	
Public Health Nutrition												1	0	1	2	13			2	14	
	0		0		0		0		0		0	1		1	15		0		16		
Public Health Pathobiology														0	0	16	31			16	31
	0		0		0		0		0		0			0		47		0		47	
Public Health: Maternal and Child Health														0	0		1			0	1
	0		0		0		0		0		0			0		1		0		1	

Note: Students with Double- or Triple-Majors are counted once in each major declared.

Declared Majors by Class Standing Seattle Campus

Thursday, June 01, 2006

School of Social Work	Freshman		Sophomore		Junior		Senior		5th Year		Non-Matriculate		All Undergraduate		Graduate		Professional		All Students	
	M	F	M	F	M	F	M	F	M	F	M	F	M	F	M	F	M	F	M	F
	ADMINISTRATIVE PRACTICE													0	0	1	6			1
	0		0		0		0		0		0		0		7		0		7	
CLINICAL & CONTEXTUAL PRACTICE													0	0	16	79			16	79
	0		0		0		0		0		0		0		95		0		95	
CROSS METHODS PRACTICE													0	0	2	12			2	12
	0		0		0		0		0		0		0		14		0		14	
POLICY PRACTICE													0	0	1	7			1	7
	0		0		0		0		0		0		0		8		0		8	
Social Welfare			4		5	35	13	48					18	87	10	36			28	123
	0		4		40		61		0		0		105		46		0		151	
Social Work													0	0	19	66			19	66
	0		0		0		0		0		0		0		85		0		85	
Social Work (Evening Degree Program)													0	0	1	3			1	3
	0		0		0		0		0		0		0		4		0		4	
Social Work: Adv Generalist Practice													0	0	16	120			16	120
	0		0		0		0		0		0		0		136		0		136	

Note: Students with Double- or Triple-Majors are counted once in each major declared.

Declared Majors by Class Standing Seattle Campus

Thursday, June 01, 2006

Tacoma Campus

Freshman		Sophomore		Junior		Senior		5th Year		Non-Matriculate		All Undergraduate		Graduate		Professional		All Students	
M	F	M	F	M	F	M	F	M	F	M	F	M	F	M	F	M	F	M	F
				1	2	8	6				1	9	9		1			9	10
0		0		3		14		0		1		18		1		0		19	

Visiting from Tacoma Campus

Note: Students with Double- or Triple-Majors are counted once in each major declared.

Declared Majors by Class Standing Seattle Campus

Thursday, June 01, 2006

The Information School	Freshman		Sophomore		Junior		Senior		5th Year		Non-Matriculate		All Undergraduate		Graduate		Professional		All Students	
	M	F	M	F	M	F	M	F	M	F	M	F	M	F	M	F	M	F	M	F
	Informatics			1	1	24	5	75	14					100	20					100
	0		2		29		89		0		0		120		0		0		120	
Information Management													0	0	40	39			40	39
	0		0		0		0		0		0		0		79		0		79	
Information Science													0	0	11	16			11	16
	0		0		0		0		0		0		0		27		0		27	
Library & Information Science												3	0	3	38	105			38	108
	0		0		0		0		0		3		3		143		0		146	
Library & Information Science (DL)													0	0	30	131			30	131
	0		0		0		0		0		0		0		161		0		161	
Library & Information Science, Even Deg													0	0	2	16			2	16
	0		0		0		0		0		0		0		18		0		18	

Note: Students with Double- or Triple-Majors are counted once in each major declared.

International Students by College Seattle Campus

Thursday, June 01, 2006

	Freshman		Sophomore		Junior		Senior		5th Year		Non-Matriculate		All Undergraduate		Graduate		Professional		All Students	
	M	F	M	F	M	F	M	F	M	F	M	F	M	F	M	F	M	F	M	F
College of Architecture and Urban Planning							3	1					3	1	21	13			24	14
	0		0		0		4		0		0		4		34		0		38	
College of Arts and Sciences	83	64	54	58	101	133	66	71		3	2		306	329	239	231			545	560
	147		112		234		137		3		2		635		470		0		1105	
College of Education													0	0	6	22			6	22
	0		0		0		0		0		0		0		28		0		28	
College of Engineering			2	1	30	11	40	20			4	2	76	34	279	88			355	122
	0		3		41		60		0		6		110		367		0		477	
College of Forest Resources													0	0	18	10			18	10
	0		0		0		0		0		0		0		28		0		28	
College of Ocean and Fisheries Sciences					1								1	0	10	8			11	8
	0		0		1		0		0		0		1		18		0		19	
Interdisciplinary Graduate Programs													0	0	97	83			97	83
	0		0		0		0		0		0		0		180		0		180	
Interdisciplinary Undergraduate Studies											9	10	9	10					9	10
	0		0		0		0		0		19		19		0		0		19	
Interschool or Intercollege Programs			1		2		1	1					1	4	19	12			20	16
	0		1		2		2		0		0		5		31		0		36	
School of Business Administration			2	3	16	16	29	36		1			47	56	129	64			176	120
	0		5		32		65		1		0		103		193		0		296	
School of Dentistry													0	0	19	12			19	12
	0		0		0		0		0		0		0		31		0		31	
School of Law													0	0	31	18	6	14	37	32
	0		0		0		0		0		0		0		49		20		69	
School of Medicine			1		1	1	1	1	1	1		1	3	5	36	14			39	19
	0		1		2		2		2		1		8		50		0		58	

Note: Students with Double- or Triple-Majors across colleges are counted once in each college.

International Students by College Seattle Campus

Thursday, June 01, 2006

	Freshman		Sophomore		Junior		Senior		5th Year		Non-Matriculate		All Undergraduate		Graduate		Professional		All Students		
	M	F	M	F	M	F	M	F	M	F	M	F	M	F	M	F	M	F	M	F	
	School of Nursing						1		2				1	0	4	1	31			1	35
	0		0		1		2		0		1		4		32		0			36	
School of Pharmacy											1	1	1	1	4	11	4	29	9	41	
	0		0		0		0		0		2		2		15		33			50	
School of Public Affairs													0	0	10	12				10	12
	0		0		0		0		0		0		0		22		0				22
School of Public Health and Community Medicine													0	0	27	44				27	44
	0		0		0		0		0		0		0		71		0				71
School of Social Work						2		2					0	4	2	17				2	21
	0		0		2		2		0		0		4		19		0				23
The Information School					1		1	2					2	2	9	16				11	18
	0		0		1		3		0		0		4		25		0				29
Unduplicated Total for Seattle Campus:	83	64	58	64	149	163	127	126	1	5	16	15	434	437	880	651	10	43	1324	1131	
	147		122		312		253		6		31		871		1531		53			2455	

Note: Students with Double- or Triple-Majors across colleges are counted once in each college.

Professional Enrollment by NCR Status Seattle Campus

Thursday, June 01, 2006

	First Year		Second Year		Third Year		Fourth Year		Total	
	Male	Female	Male	Female	Male	Female	Male	Female	Male	Female
School of Dentistry										
Continuing	35	21	36	18	40	16	30	23	141	78
		56		54		56		53		219
New									0	0
		0		0		0		0		0
Returning									0	0
		0		0		0		0		0
School of Law										
Continuing	77	95	70	99	64	93			211	287
		172		169		157		0		498
New									0	0
		0		0		0		0		0
Returning									0	0
		0		0		0		0		0
School of Medicine										
Continuing	92	86	71	92	79	89	61	106	303	373
		178		163		168		167		676
New									0	0
		0		0		0		0		0
Returning								1	0	1
		0		0		0		1		1
School of Pharmacy										
Continuing	35	86	34	61	24	64	27	60	120	271
		121		95		88		87		391
New									0	0
		0		0		0		0		0
Returning									0	0
		0		0		0		0		0

Unduplicated Total for Seattle Campus:

Note: Students with Double- or Triple-Majors across colleges are counted once in each college.

Credits Generated by College and Course Level and Funding Source
Winter Quarter 2006

COLLEGE	100-299 Level			300-499 Level			500-800 Level			Total	
	State-Funded	Fee Based	Total	State-Funded	Fee Based	Total	State-Funded	Fee Based	Total	State-Funded	Fee Based
Interdisciplinary Undergraduate Programs	1131.0		1131.0	721.0		721.0	95.0		95.0	1947.0	
Architecture & Urban Planning	1835.0	8.0	1843.0	5504.0	18.0	5522.0	2516.0	19.0	2535.0	9855.0	45.0
Arts & Sciences	175783.0	376.0	176159.0	98668.0	419.0	99087.0	24533.5	198.0	24731.5	298984.5	993.0
Business Administration	6329.0	20.0	6349.0	17313.0	44.0	17357.0	4276.0	23.0	4299.0	27918.0	87.0
Education				1265.0	30.0	1295.0	5681.0	290.0	5971.0	6946.0	320.0
Engineering	8242.0	44.0	8286.0	16212.0	22.0	16234.0	8972.5	50.0	9022.5	33426.5	116.0
Ocean & Fishery Sciences	197.0		197.0	1251.0	19.0	1270.0	2060.0	10.0	2070.0	3508.0	29.0
Forest Resources	1495.0		1495.0	2383.0	17.0	2400.0	1212.0	8.0	1220.0	5090.0	25.0
Public Health & Community Medicine	58.0		58.0	341.0	11.0	352.0	5725.0	602.0	6327.0	6124.0	613.0
Nursing	765.0		765.0	2493.0	53.0	2546.0	2215.0	535.0	2750.0	5473.0	588.0
Interschool/Intercollege Programs	750.0	5.0	755.0	1516.0	16.0	1532.0	1464.0	18.0	1482.0	3730.0	39.0
Pharmacy				2324.0	57.0	2381.0	2923.0	20.0	2943.0	5247.0	77.0
Public Affairs							2015.0	177.0	2192.0	2015.0	177.0
Interdisciplinary Graduate Programs				64.0		64.0	2782.5	21.0	2803.5	2846.5	21.0
The Information School	299.0	5.0	304.0	1395.0	10.0	1405.0	1765.0	94.0	1859.0	3459.0	109.0
Social Work	190.0		190.0	1111.0	12.0	1123.0	2964.0	38.0	3002.0	4265.0	50.0
Dentistry				8.0		8.0	4796.0	2.0	4798.0	4804.0	2.0
Law							8080.0	34.0	8114.0	8080.0	34.0
Medicine	318.0		318.0	8710.5	242.0	8952.5	15271.5	108.0	15379.5	24300.0	350.0
Seattle Campus Total	197392.0	458.0	197850.0	161279.5	970.0	162249.5	99347.0	2247.0	101594.0	458018.5	3675.0
Bothell Branch Campus				15692.0	165.0	15857.0	1505.0	36.0	1541.0	17197.0	201.0
Tacoma Branch Campus	150.0		150.0	21159.0	111.0	21270.0	2534.0	60.0	2594.0	23843.0	171.0
All University Total	197542.0	458.0	198000.0	198130.5	1246.0	199376.5	103386.0	2343.0	105729.0	499058.5	4047.0

Credits Generated by College and Course Level and Funding Source
Winter Quarter 2006

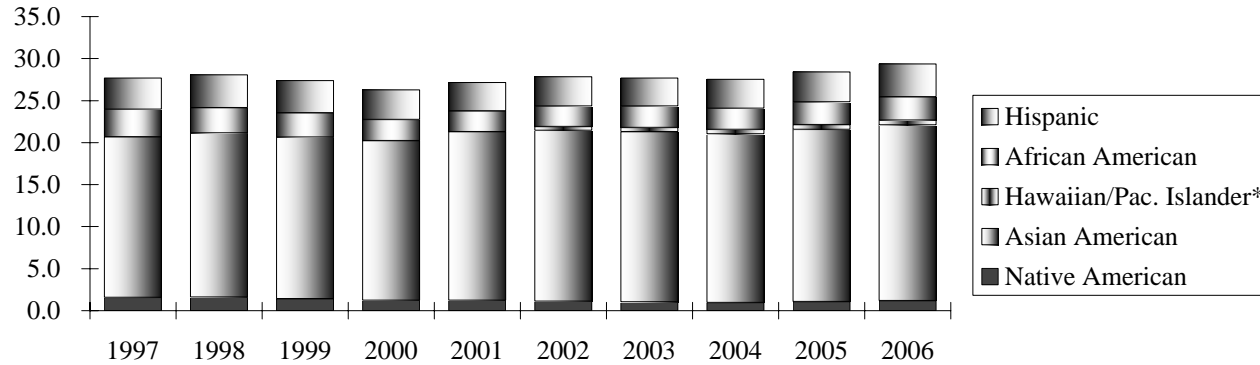
	Grand Total
	<hr/>
	1947.0
	9900.0
	299977.5
	28005.0
	7266.0
	33542.5
	3537.0
	5115.0
	6737.0
	6061.0
	3769.0
	5324.0
	2192.0
	2867.5
	3568.0
	4315.0
	4806.0
	8114.0
	24650.0
	<hr/>
	461693.5
	17398.0
	24014.0
	<hr/>
	503105.5

University of Washington
Historical Enrollments by Term
1946 - 2006

SCHOOL YEAR	AUTUMN		WINTER		SPRING		SCHOOL YEAR	AUTUMN		WINTER		SPRING	
	TOTAL ENROLLMENT	% INCREASE (DECREASE) FROM SPRING	TOTAL ENROLLMENT	% INCREASE (DECREASE) FROM AUTUMN	TOTAL ENROLLMENT	% INCREASE (DECREASE) FROM WINTER		TOTAL ENROLLMENT	% INCREASE (DECREASE) FROM SPRING	TOTAL ENROLLMENT	% INCREASE (DECREASE) FROM AUTUMN	TOTAL ENROLLMENT	% INCREASE (DECREASE) FROM WINTER
	1946 - 1947	15,594	28.46%	15,290	-1.95%	14,462		-5.42%	1978 - 1979	36,249	13.38%	33,709	-7.01%
1947 - 1948	15,990	10.57%	15,496	-3.09%	14,737	-4.90%	1979 - 1980	37,547	15.33%	34,376	-8.45%	32,189	-6.36%
1948 - 1949	16,650	12.98%	16,203	-2.68%	15,299	-5.58%	1980 - 1981	36,636	13.82%	34,703	-5.28%	32,148	-7.36%
1949 - 1950	16,380	7.07%	15,891	-2.99%	14,741	-7.24%	1981 - 1982	35,290	9.77%	31,874	-9.68%	30,941	-2.93%
1950 - 1951	14,590	-1.02%	13,714	-6.00%	13,153	-4.09%	1982 - 1983	34,468	11.40%	32,328	-6.21%	30,752	-4.88%
1951 - 1952	13,297	1.09%	12,524	-5.81%	11,749	-6.19%	1983 - 1984	34,308	11.56%	32,501	-5.27%	30,366	-6.57%
1952 - 1953	13,072	11.26%	12,472	-4.59%	11,681	-6.34%	1984 - 1985	34,452	13.46%	32,480	-5.72%	29,943	-7.81%
1953 - 1954	13,048	11.70%	12,519	-4.05%	11,879	-5.11%	1985 - 1986	34,086	13.84%	31,631	-7.20%	30,182	-4.58%
1954 - 1955	13,675	15.12%	13,185	-3.58%	12,512	-5.10%	1986 - 1987	33,674	11.57%	31,605	-6.14%	30,071	-4.85%
1955 - 1956	14,165	13.21%	13,758	-2.87%	12,957	-5.82%	1987 - 1988	33,302	10.74%	31,814	-4.47%	30,227	-4.99%
1956 - 1957	14,947	15.36%	14,405	-3.63%	13,386	-7.07%	1988 - 1989	33,460	10.70%	31,716	-5.21%	30,161	-4.90%
1957 - 1958	15,427	15.25%	14,903	-3.40%	13,999	-6.07%	1989 - 1990	33,238	10.20%	31,791	-4.35%	30,361	-4.50%
1958 - 1959	16,202	15.74%	15,378	-5.09%	14,359	-6.63%	1990 - 1991	33,536	10.46%	31,791	-5.20%	31,068	-2.27%
1959 - 1960	16,882	17.57%	15,947	-5.54%	14,961	-6.18%	1991 - 1992	34,269	10.30%	32,582	-4.92%	31,018	-4.80%
1960 - 1961	18,143	21.27%	17,340	-4.43%	16,285	-6.08%	1992 - 1993	34,598	11.54%	32,749	-5.34%	31,271	-4.51%
1961 - 1962	18,841	15.70%	17,609	-6.54%	16,164	-8.21%	1993 - 1994	34,000	8.73%	32,704	-3.81%	31,241	-4.47%
1962 - 1963	19,130	18.35%	18,428	-3.67%	17,364	-5.77%	1994 - 1995	33,719	7.93%	32,502	-3.61%	30,991	-4.65%
1963 - 1964	20,962	20.72%	20,010	-4.54%	19,019	-4.95%	1995 - 1996	33,996	9.70%	32,498	-4.41%	31,173	-4.08%
1964 - 1965	22,930	20.56%	21,868	-4.63%	20,951	-4.19%	1996 - 1997	34,368	10.25%	33,194	-3.42%	31,668	-4.60%
1965 - 1966	25,152	20.05%	23,920	-4.90%	22,657	-5.28%	1997 - 1998	35,367	11.68%	33,881	-4.20%	32,198	-4.97%
1966 - 1967	26,431	16.66%	25,122	-4.95%	23,944	-4.69%	1998 - 1999	35,108	9.04%	33,869	-3.53%	32,654	-3.59%
1967 - 1968	29,977	25.20%	28,505	-4.91%	27,951	-1.94%	1999 - 2000	35,559	8.90%	34,179	-3.88%	32,929	-3.66%
1968 - 1969	31,913	14.17%	30,698	-3.81%	29,923	-2.52%	2000 - 2001	36,139	9.75%	34,883	-3.48%	33,443	-4.13%
1969 - 1970	32,749	9.44%	32,043	-2.16%	31,099	-2.95%	2001 - 2002	37,412	11.87%	36,168	-3.33%	34,765	-3.88%
1970 - 1971	33,202	6.76%	32,494	-2.13%	31,581	-2.81%	2002 - 2003	39,216	12.80%	37,625	-4.06%	36,103	-4.05%
1971 - 1972	33,478	6.01%	31,916	-4.67%	30,765	-3.61%	2003 - 2004	39,136	8.40%	37,708	-3.65%	36,117	-4.22%
1972 - 1973	34,125	10.92%	33,437	-2.02%	31,983	-4.35%	2004 - 2005	39,199	8.53%	37,723	-3.77%	36,335	-3.68%
1973 - 1974	34,524	7.94%	33,212	-3.80%	31,633	-4.75%	2005 - 2006	39,251	8.03%	37,821	-3.64%		
1974 - 1975	34,504	9.08%	33,036	-4.25%	31,874	-3.52%							
1975 - 1976	35,434	11.17%	33,651	-5.03%	31,895	-5.22%							
1976 - 1977	35,277	10.60%	33,551	-4.89%	32,229	-3.94%							
1977 - 1978	37,120	15.18%	33,967	-8.49%	31,972	-5.87%							

- 1) Evening Program enrollments added beginning Autumn Quarter, 1967
- 2) Faculty/Staff Tuition Waiver enrollments added beginning Autumn Quarter, 1979
- 3) Matriculated Self-Sustaining enrollments added beginning Autumn Quarter, 1997
- 4) Non-Matriculated Self-Sustaining enrollments added beginning Autumn Quarter, 2002

ETHNIC ENROLLMENT
SEATTLE CAMPUS



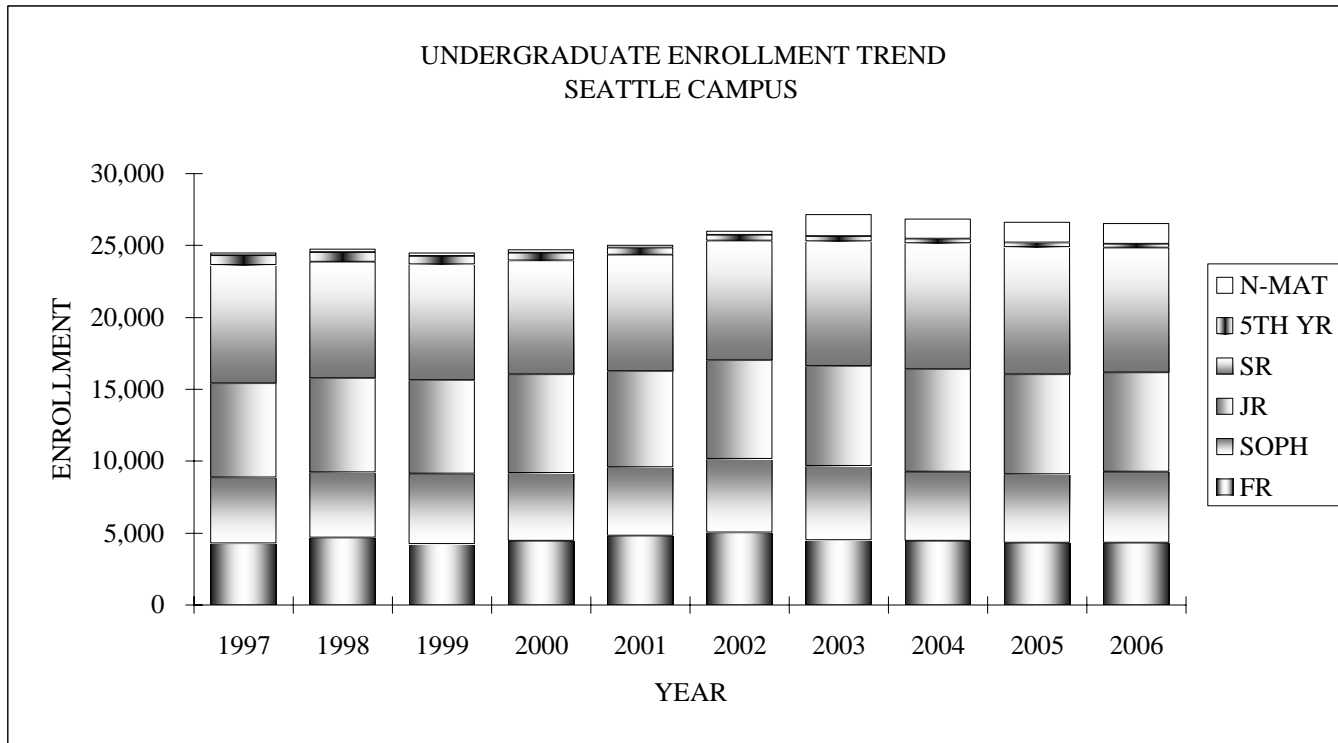
MINORITY ENROLLMENT-WINTER

	1997	1998	1999	2000	2001	2002	2003	2004	2005	2006
Native American	509	515	467	409	407	371	378	363	408	442
Asian American	6,213	6,348	6,383	6,442	6,806	6,956	7,325	7,543	7,728	7,916
Hawaiian/Pac. Islander*						160	177	203	211	212
African American	1,063	988	966	852	842	834	927	947	1,020	1,047
Hispanic	1,211	1,274	1,279	1,196	1,141	1,188	1,212	1,299	1,353	1,495
Total Minority	8,996	9,125	9,095	8,899	9,196	9,509	10,019	10,355	10,720	11,112

MINORITY ENROLLMENT--PERCENT OF TOTAL ENROLLMENT

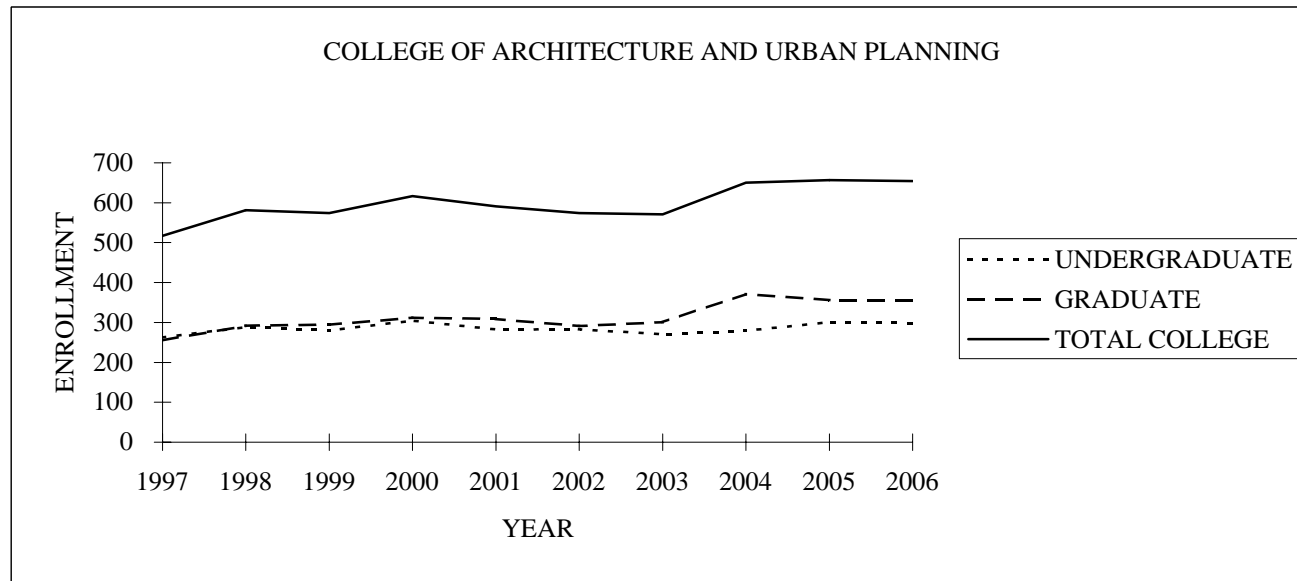
	1997	1998	1999	2000	2001	2002	2003	2004	2005	2006
Native American	1.6	1.6	1.4	1.2	1.2	1.1	1.0	1.0	1.1	1.2
Asian American	19.1	19.5	19.2	19.0	20.1	20.4	20.3	20.0	20.5	20.9
Hawaiian/Pac. Islander*	0.0	0.0	0.0	0.0	0.0	0.5	0.5	0.5	0.6	0.6
African American	3.3	3.0	2.9	2.5	2.5	2.4	2.6	2.5	2.7	2.8
Hispanic	3.7	3.9	3.9	3.5	3.4	3.5	3.4	3.5	3.6	4.0
Total Minority	27.7	28.1	27.4	26.3	27.2	27.8	27.7	27.5	28.4	29.4
Total UW Enrollment	32,502	32,498	33,194	33,881	33,869	34,179	36,168	37,625	37,723	37,821

* Hawaiian/Pacific Islanders grouped with Asian Americans prior to Spring 2001



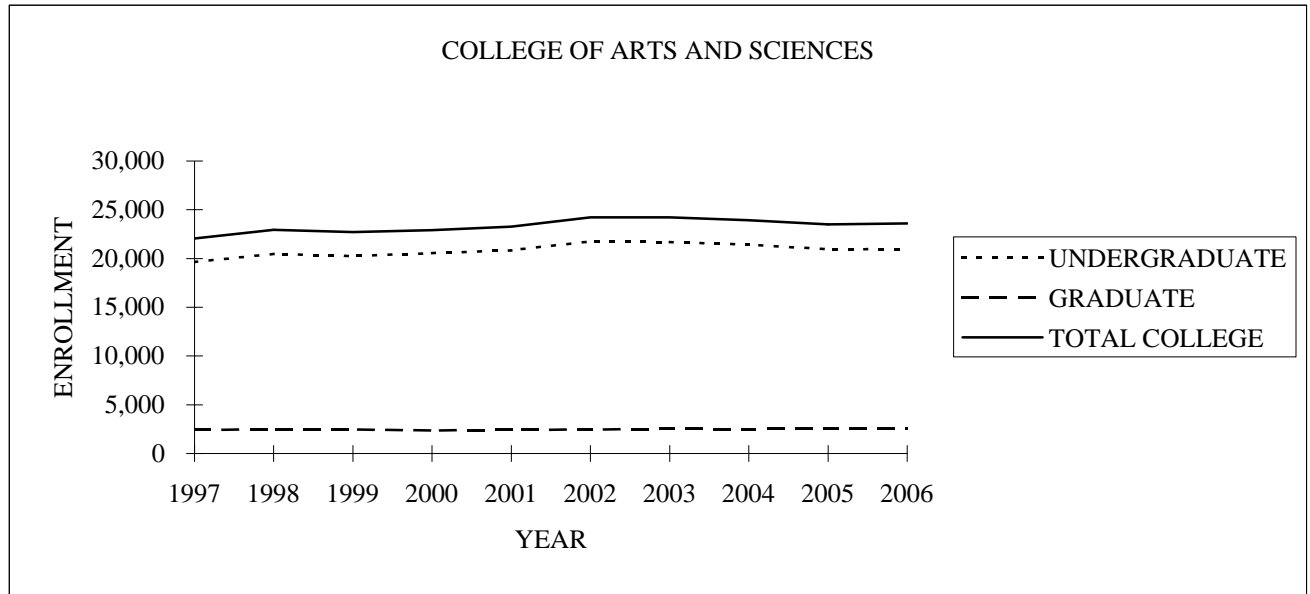
UNDERGRADUATE ENROLLMENT-WINTER

	1997	1998	1999	2000	2001	2002	2003	2004	2005	2006
FR	4,259	4,695	4,230	4,465	4,802	5,047	4,497	4,457	4,299	4,334
SOPH	4,595	4,538	4,877	4,720	4,753	5,095	5,143	4,802	4,772	4,915
JR	6,561	6,504	6,521	6,848	6,710	6,875	6,984	7,136	6,972	6,893
SR	8,214	8,140	8,037	7,921	8,067	8,292	8,662	8,744	8,822	8,693
5TH YR	667	649	607	534	483	440	357	338	325	283
N-MAT	166	210	214	230	222	257	1,495	1,375	1,432	1,411



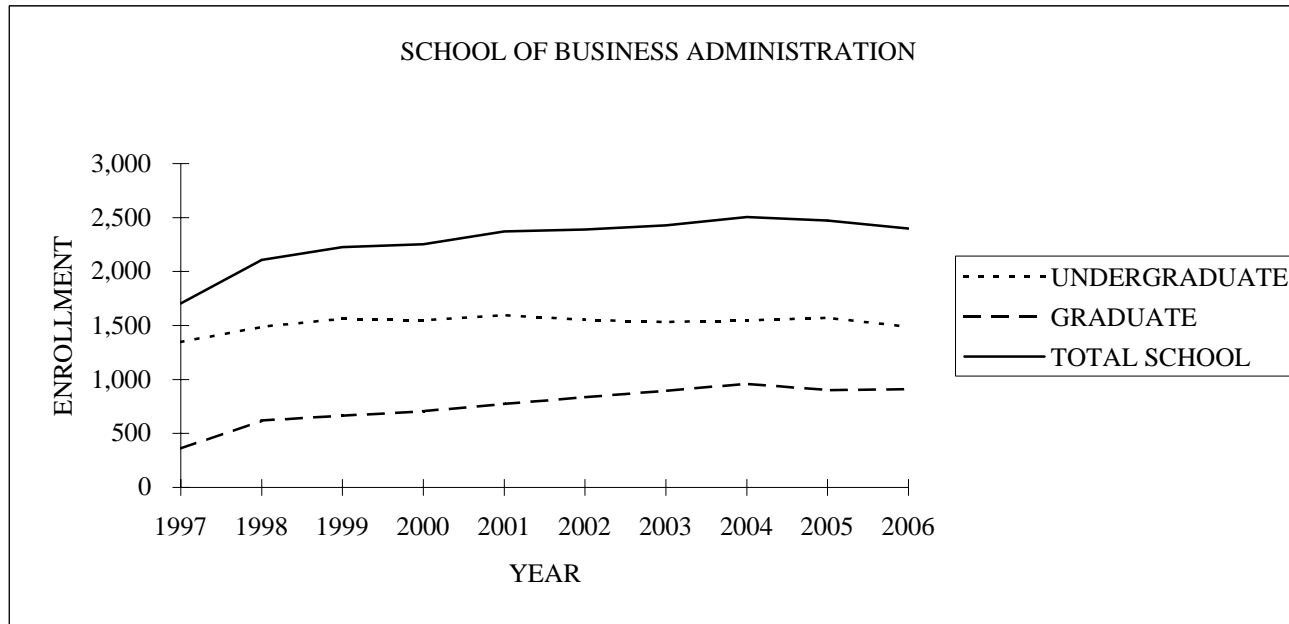
COLLEGE OF ARCHITECTURE AND URBAN PLANNING-WINTER

	1997	1998	1999	2000	2001	2002	2003	2004	2005	2006
UNDERGRADUATE	262	289	280	305	282	283	270	279	301	298
GRADUATE	255	292	294	312	309	291	301	371	356	356
TOTAL COLLEGE	517	581	574	617	591	574	571	650	657	654
TOTAL UNIV.	33,194	33,881	33,869	34,179	34,883	36,168	37,625	37,708	37,723	37,821



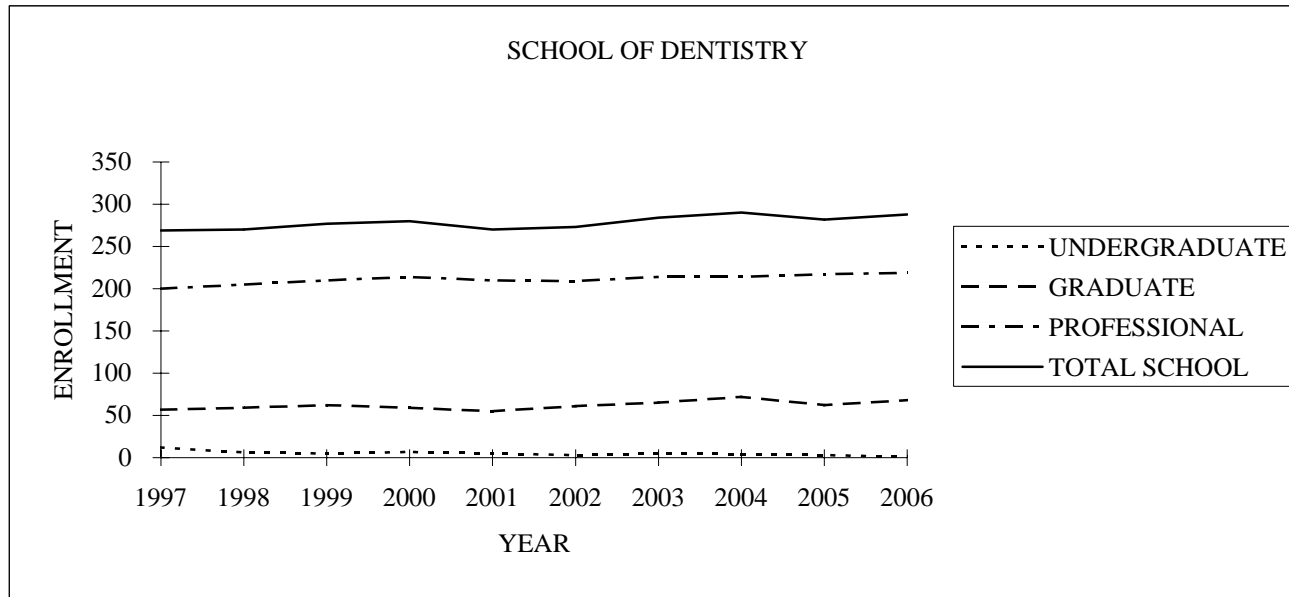
COLLEGE OF ARTS & SCIENCES-WINTER

	1997	1998	1999	2000	2001	2002	2003	2004	2005	2006
UNDERGRADUATE	19,616	20,467	20,268	20,535	20,836	21,748	21,712	21,425	20,933	20,985
GRADUATE	2,435	2,474	2,448	2,366	2,421	2,476	2,518	2,506	2,577	2,600
TOTAL COLLEGE	22,051	22,941	22,716	22,901	23,257	24,224	24,230	23,931	23,510	23,585
TOTAL UNIV.	33,194	33,881	33,869	34,179	34,883	36,168	37,625	37,708	37,723	37,821



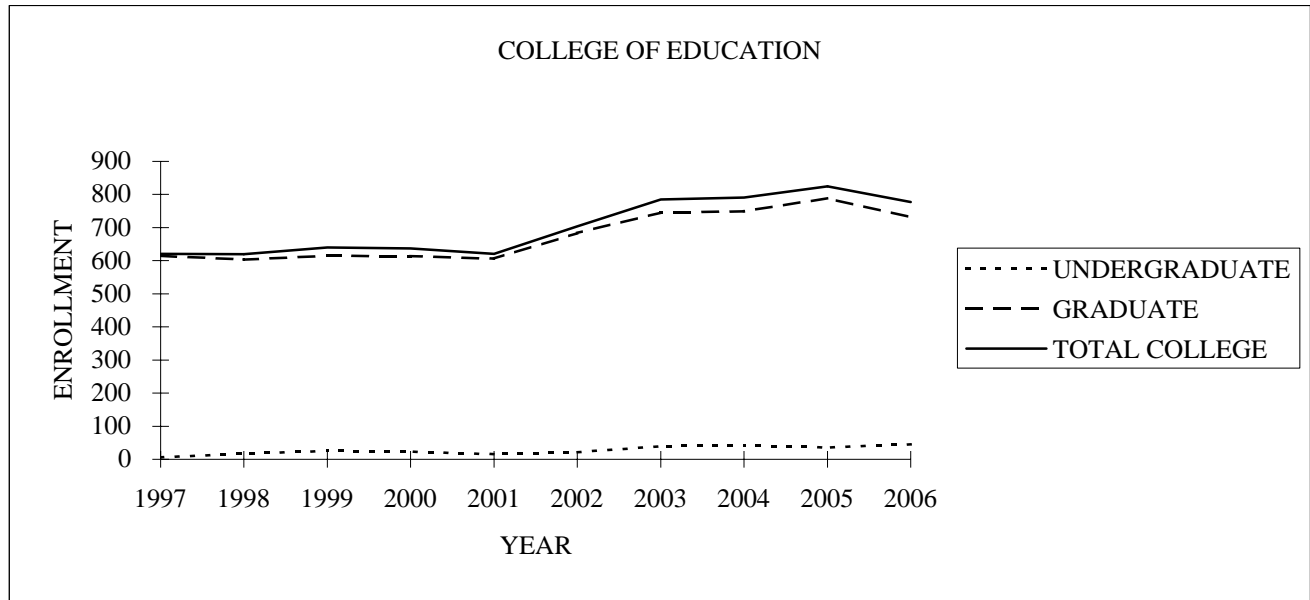
SCHOOL OF BUSINESS ADMINISTRATION-WINTER

	1997	1998	1999	2000	2001	2002	2003	2004	2005	2006
UNDERGRADUATE	1,346	1,487	1,562	1,546	1,596	1,554	1,533	1,546	1,570	1,488
GRADUATE	360	620	663	706	775	836	894	959	902	909
TOTAL SCHOOL	1,706	2,107	2,225	2,252	2,371	2,390	2,427	2,505	2,472	2,397
TOTAL UNIV.	33,194	33,881	33,869	34,179	34,883	36,168	37,625	37,708	37,723	37,821



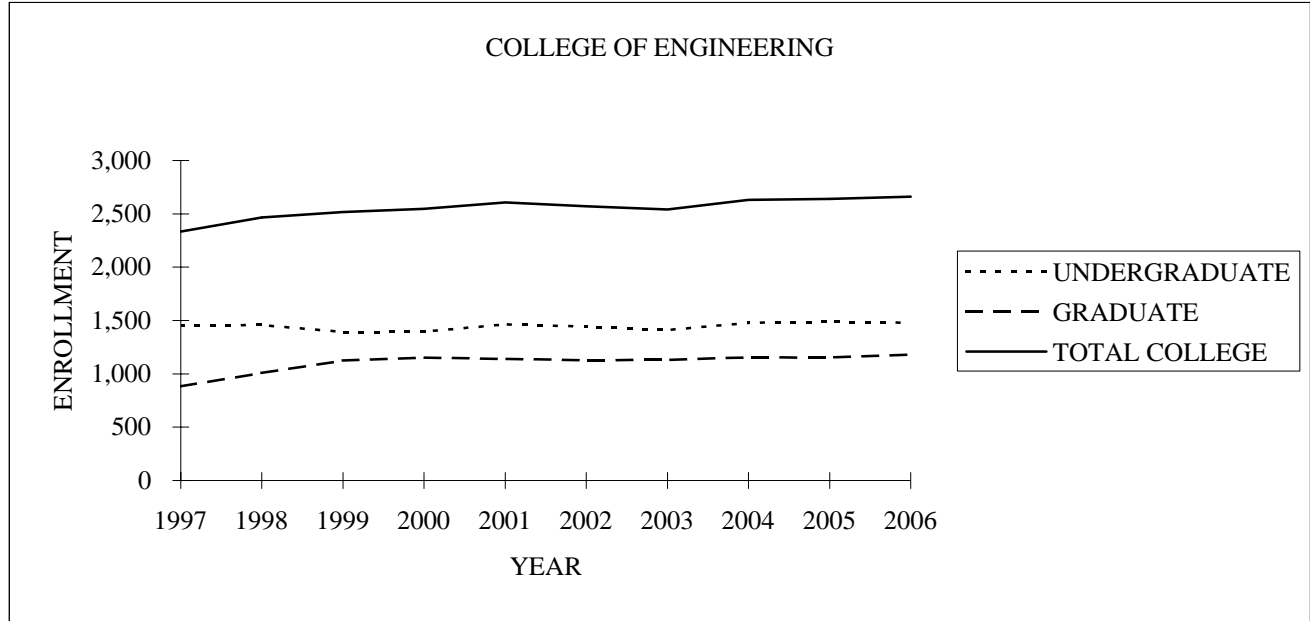
SCHOOL OF DENTISTRY-WINTER

	1997	1998	1999	2000	2001	2002	2003	2004	2005	2006
UNDERGRADUATE	12	6	5	7	5	3	5	4	3	1
GRADUATE	57	59	62	59	55	61	65	72	62	68
PROFESSIONAL	200	205	210	214	210	209	214	214	217	219
TOTAL SCHOOL	269	270	277	280	270	273	284	290	282	288
TOTAL UNIV.	33,194	33,881	33,869	34,179	34,883	36,168	37,625	37,708	37,723	37,821



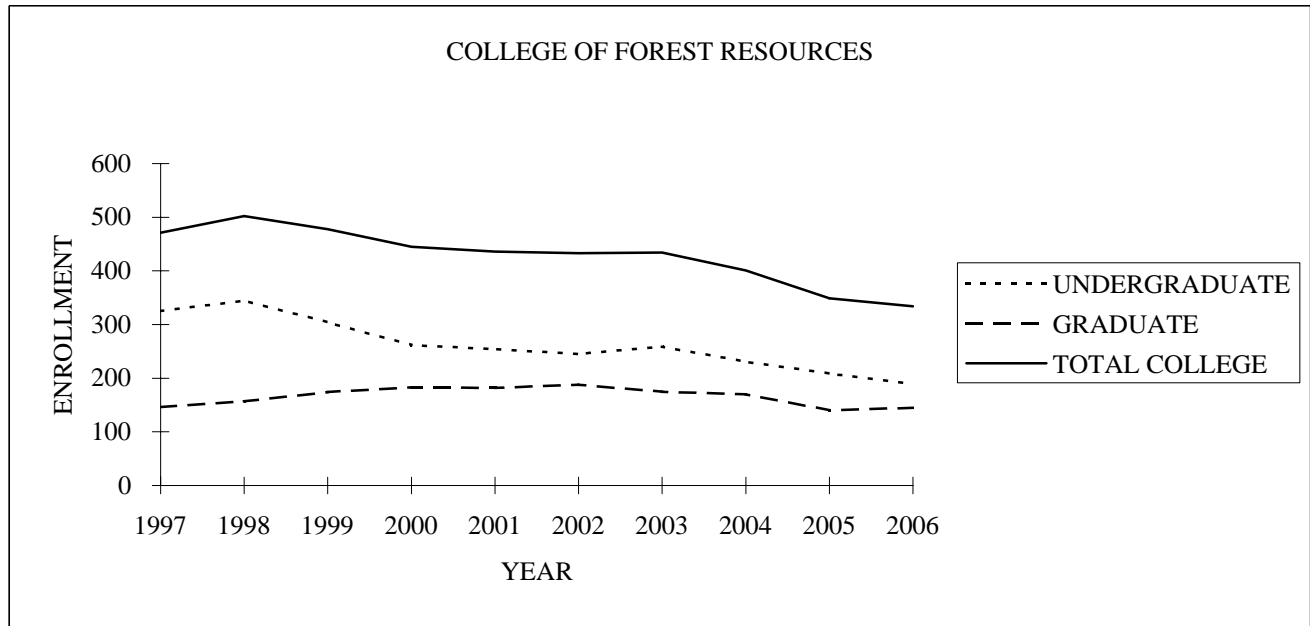
COLLEGE OF EDUCATION-WINTER

	1997	1998	1999	2000	2001	2002	2003	2004	2005	2006
UNDERGRADUATE	6	17	25	23	15	21	40	42	36	45
GRADUATE	615	603	615	614	606	683	745	749	789	732
TOTAL COLLEGE	621	620	640	637	621	704	785	791	825	777
TOTAL UNIV	33,194	33,881	33,869	34,179	34,883	36,168	37,625	37,708	37,723	37,821



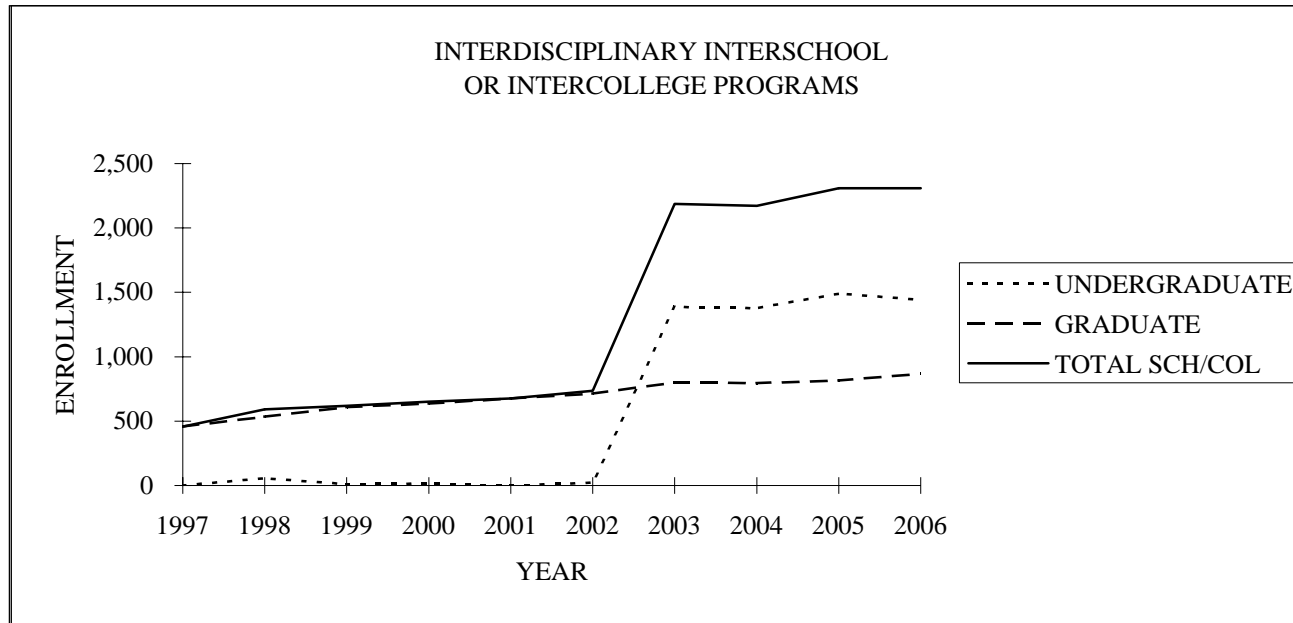
COLLEGE OF ENGINEERING-WINTER

	1997	1998	1999	2000	2001	2002	2003	2004	2005	2006
UNDERGRADUATE	1,451	1,458	1,393	1,395	1,465	1,443	1,411	1,478	1,487	1,478
GRADUATE	882	1,008	1,125	1,153	1,141	1,129	1,130	1,154	1,152	1,182
TOTAL COLLEGE	2,333	2,466	2,518	2,548	2,606	2,572	2,541	2,632	2,639	2,660
TOTAL UNIV	33,194	33,881	33,869	34,179	34,883	36,168	37,625	37,708	37,723	37,821



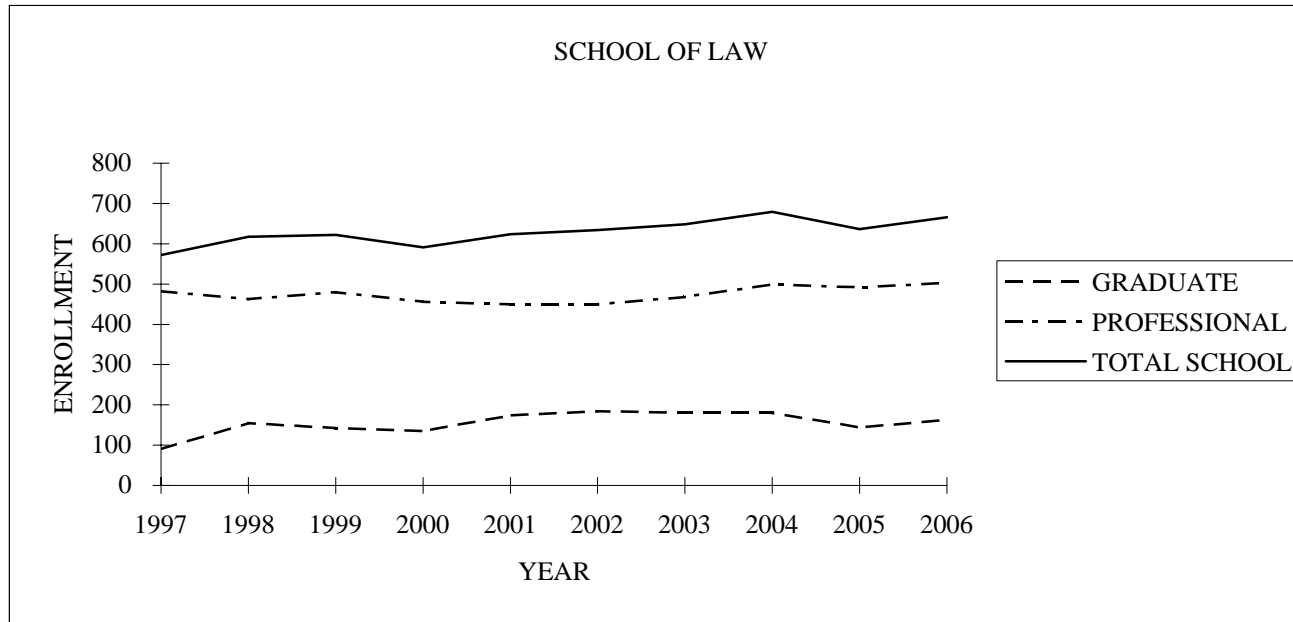
COLLEGE OF FOREST RESOURCES-WINTER

	1997	1998	1999	2000	2001	2002	2003	2004	2005	2006
UNDERGRADUATE	325	345	304	262	254	245	259	231	209	189
GRADUATE	146	157	174	183	182	188	175	170	140	145
TOTAL COLLEGE	471	502	478	445	436	433	434	401	349	334
TOTAL UNIV.	33,194	33,881	33,869	34,179	34,883	36,168	37,625	37,708	37,723	37,821



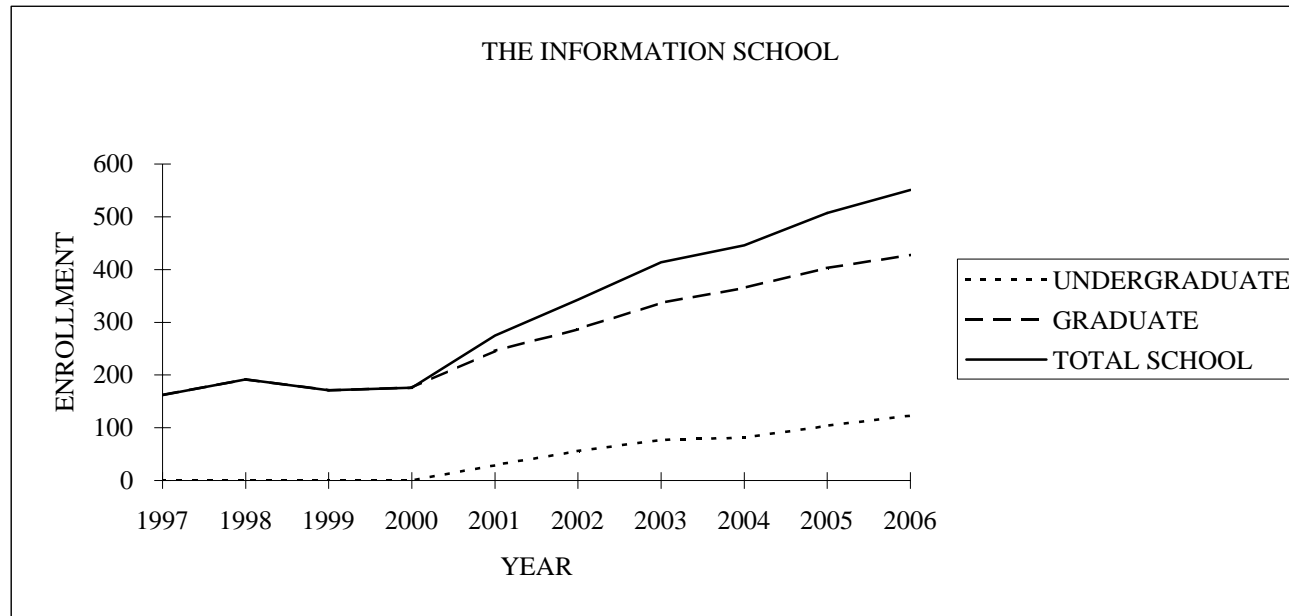
INTERDISCIPLINARY INTERSCHOOL OR INTERCOLLEGE PROGRAMS-WINTER

	1997	1998	1999	2000	2001	2002	2003	2004	2005	2006
UNDERGRADUATE		57	11	14		23	1,387	1,377	1,492	1,441
GRADUATE	457	535	609	636	677	712	800	795	816	868
TOTAL SCH/COL	457	592	620	650	677	735	2,187	2,172	2,308	2,309
TOTAL UNIV.	33,194	33,881	33,869	34,179	34,883	36,168	37,625	37,708	37,723	37,821



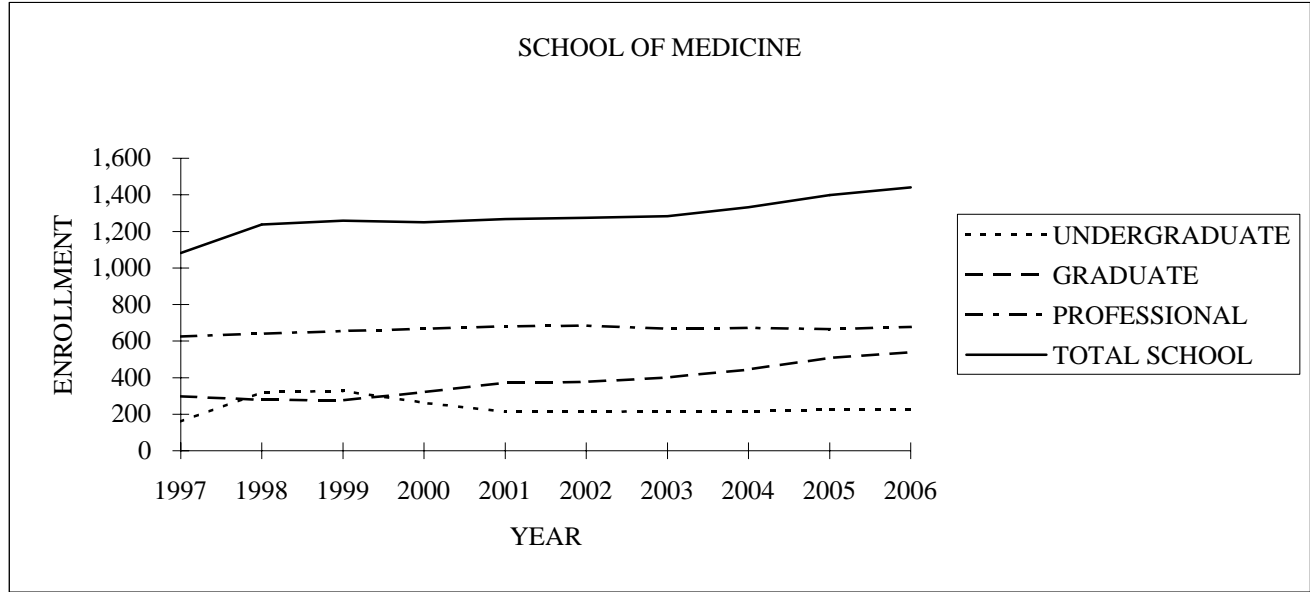
SCHOOL OF LAW-WINTER

	1997	1998	1999	2000	2001	2002	2003	2004	2005	2006
GRADUATE	90	155	142	135	174	184	180	180	144	163
PROFESSIONAL	482	462	480	456	450	450	468	499	492	503
TOTAL SCHOOL	572	617	622	591	624	634	648	679	636	666
TOTAL UNIV.	33,194	33,881	33,869	34,179	34,883	36,168	37,625	37,708	37,723	37,821



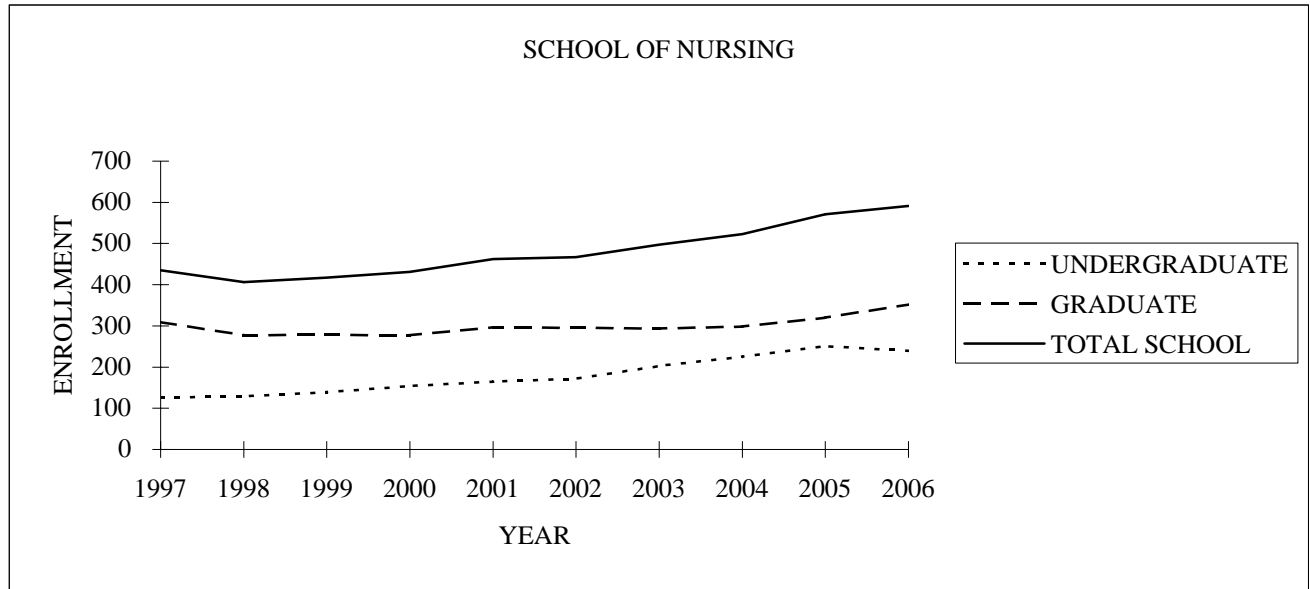
THE INFORMATION SCHOOL-WINTER

	1997	1998	1999	2000	2001	2002	2003	2004	2005	2006
UNDERGRADUATE					29	56	77	81	104	123
GRADUATE	162	192	171	176	246	287	337	365	403	428
TOTAL SCHOOL	162	192	171	176	275	343	414	446	507	551
TOTAL UNIV.	33,194	33,881	33,869	34,179	34,883	36,168	37,625	37,708	37,723	37,821



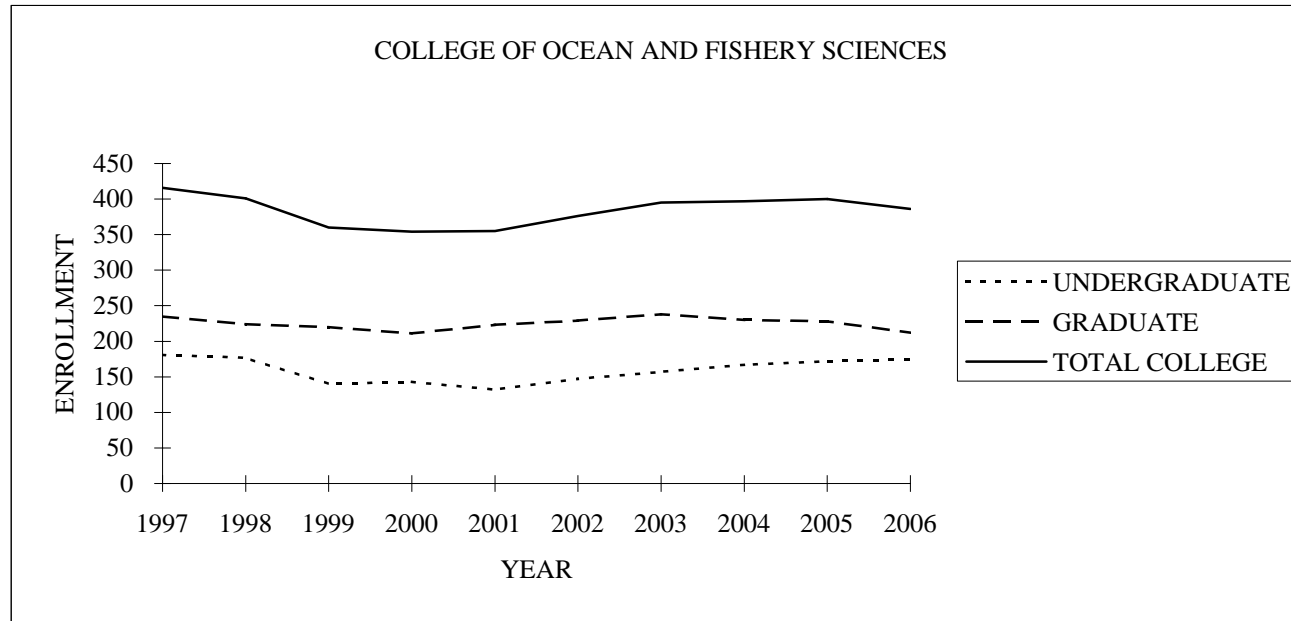
SCHOOL OF MEDICINE-WINTER

	1997	1998	1999	2000	2001	2002	2003	2004	2005	2006
UNDERGRADUATE	159	320	327	262	214	214	215	215	225	224
GRADUATE	297	278	276	321	373	377	401	444	508	539
PROFESSIONAL	625	640	655	667	681	684	667	673	666	677
TOTAL SCHOOL	1,081	1,238	1,258	1,250	1,268	1,275	1,283	1,332	1,399	1,440
TOTAL UNIV.	33,194	33,881	33,869	34,179	34,883	36,168	37,625	37,708	37,723	37,821



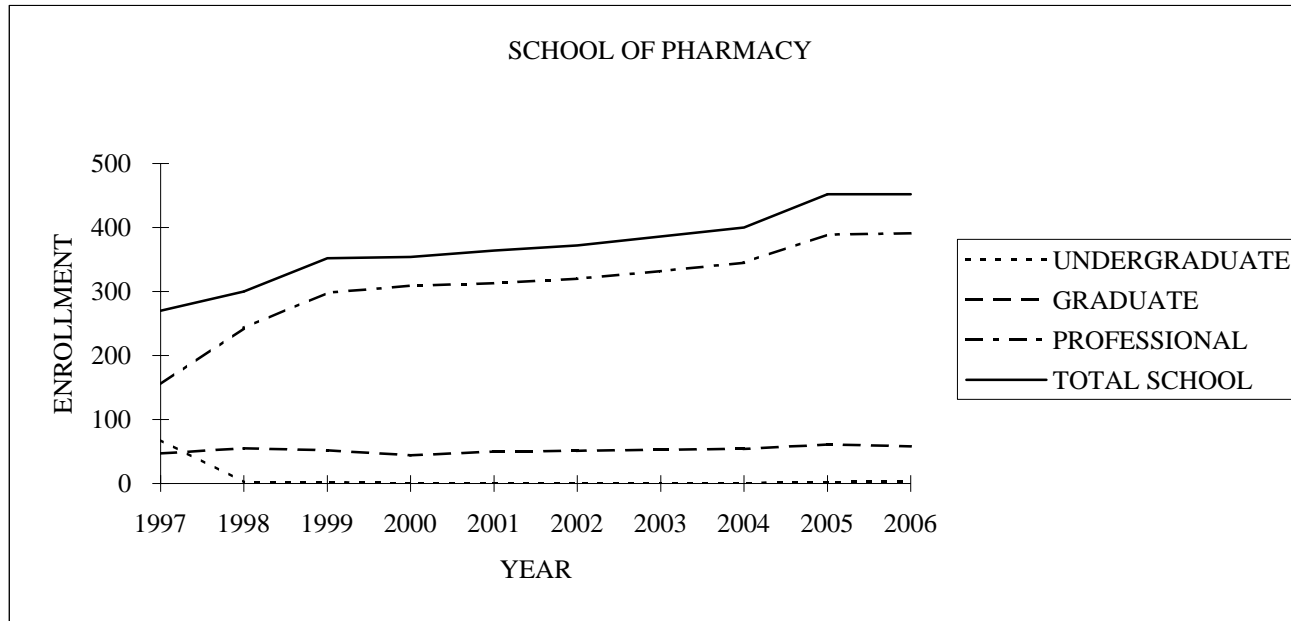
SCHOOL OF NURSING-WINTER

	1997	1998	1999	2000	2001	2002	2003	2004	2005	2006
UNDERGRADUATE	126	129	139	154	165	172	203	225	251	239
GRADUATE	309	277	278	277	297	295	294	298	320	352
TOTAL SCHOOL	435	406	417	431	462	467	497	523	571	591
TOTAL UNIV.	33,194	33,881	33,869	34,179	34,883	36,168	37,625	37,708	37,723	37,821



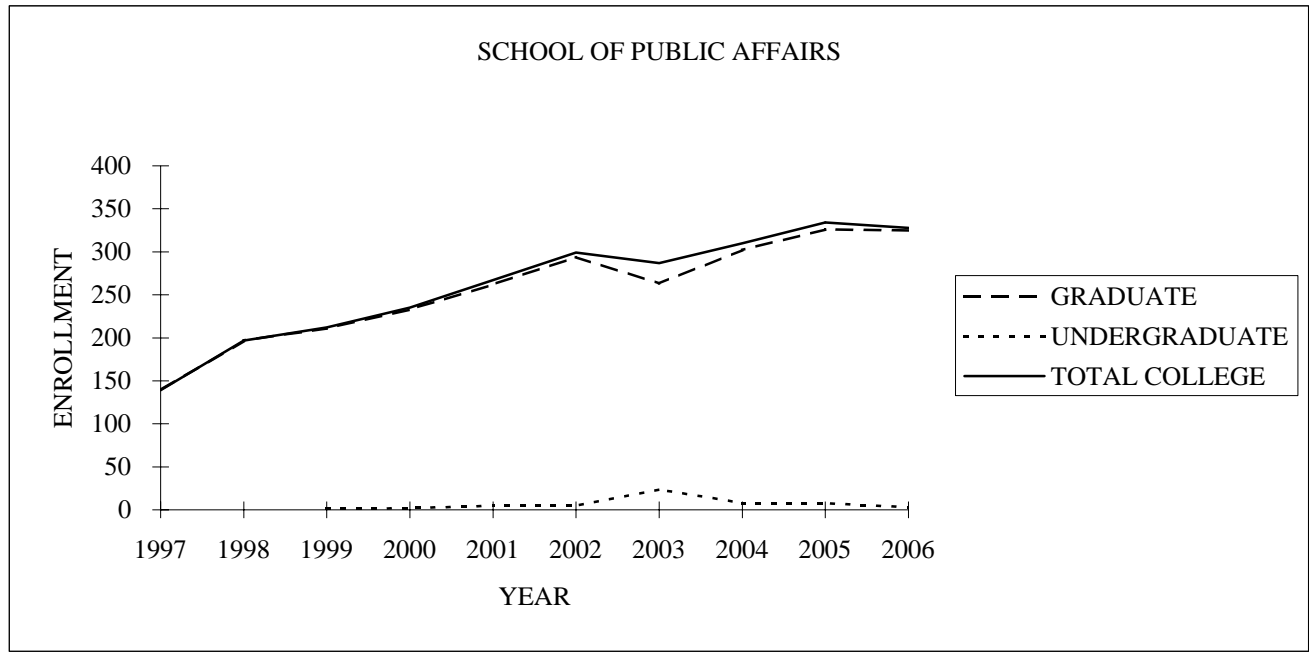
COLLEGE OF OCEAN AND FISHERY SCIENCES-WINTER

	1997	1998	1999	2000	2001	2002	2003	2004	2005	2006
UNDERGRADUATE	181	177	140	143	132	147	157	167	172	174
GRADUATE	235	224	220	211	223	229	238	230	228	212
TOTAL COLLEGE	416	401	360	354	355	376	395	397	400	386
TOTAL UNIV.	33,194	33,881	33,869	34,179	34,883	36,168	37,625	37,708	37,723	37,821



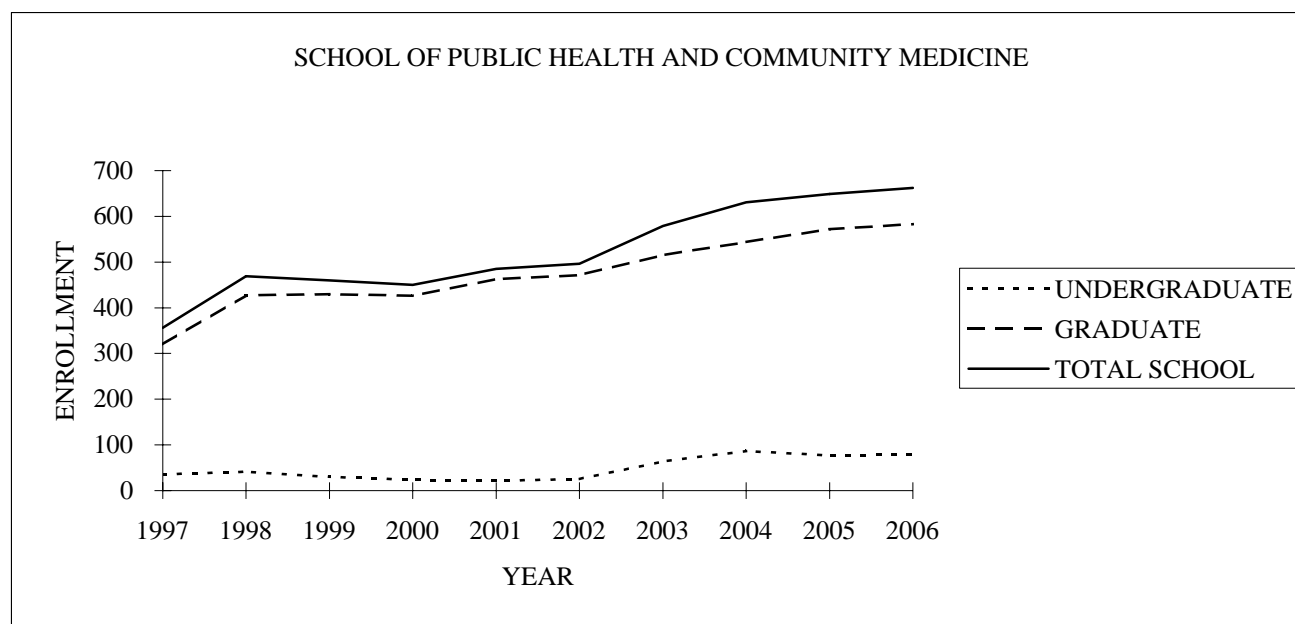
SCHOOL OF PHARMACY-WINTER

	1997	1998	1999	2000	2001	2002	2003	2004	2005	2006
UNDERGRADUATE	68	2	2	1	1	1	1	1	2	3
GRADUATE	47	55	52	44	50	51	53	54	61	58
PROFESSIONAL	155	243	298	309	313	320	332	345	389	391
TOTAL SCHOOL	270	300	352	354	364	372	386	400	452	452
TOTAL UNIV.	33,194	33,881	33,869	34,179	34,883	36,168	37,625	37,708	37,723	37,821



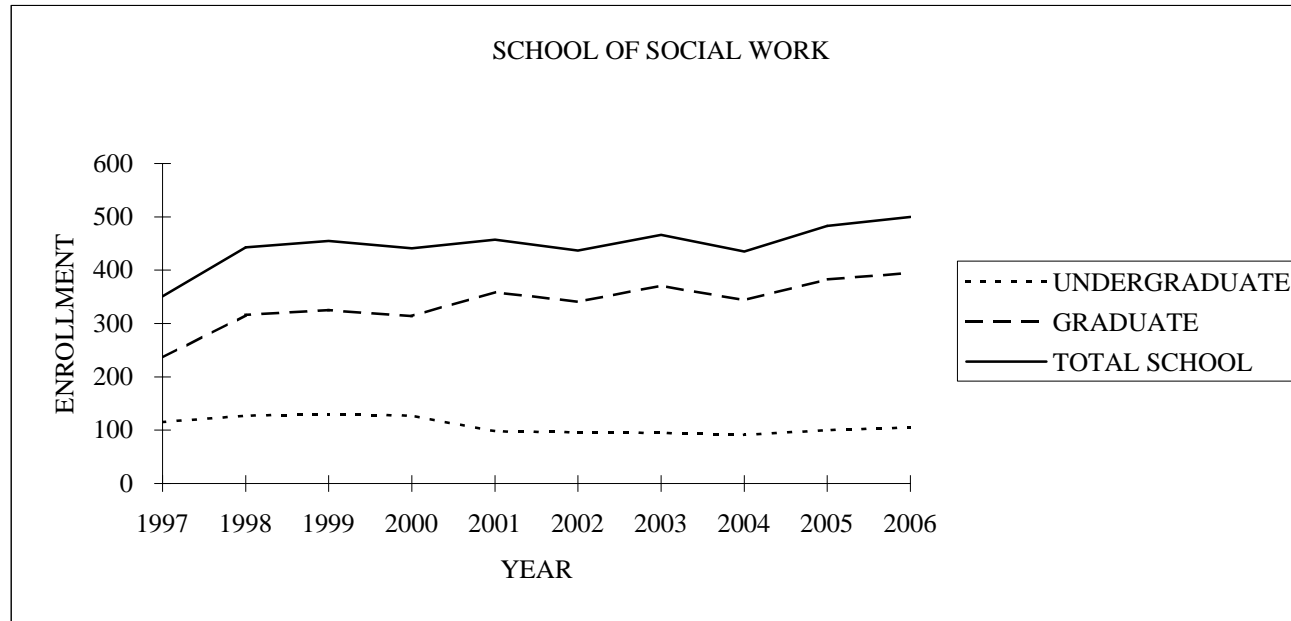
GRADUATE SCHOOL OF PUBLIC AFFAIRS-WINTER

	1997	1998	1999	2000	2001	2002	2003	2004	2005	2006
UNDERGRADUATE			1	2	5	5	24	8	8	3
GRADUATE	139	197	211	233	262	294	263	302	326	325
TOTAL COLLEGE	139	197	212	235	267	299	287	310	334	328
TOTAL UNIV.	33,194	33,881	33,869	34,179	34,883	36,168	37,625	37,708	37,723	37,821



SCHOOL OF PUBLIC HEALTH AND COMMUNITY MEDICINE-WINTER

	1997	1998	1999	2000	2001	2002	2003	2004	2005	2006
UNDERGRADUATE	36	41	30	24	22	25	64	87	77	79
GRADUATE	320	428	430	426	463	471	515	544	572	583
TOTAL SCHOOL	356	469	460	450	485	496	579	631	649	662
TOTAL UNIV.	33,194	33,881	33,869	34,179	34,883	36,168	37,625	37,708	37,723	37,821



SCHOOL OF SOCIAL WORK-WINTER

	1997	1998	1999	2000	2001	2002	2003	2004	2005	2006
UNDERGRADUATE	115	127	130	127	98	96	95	91	100	105
GRADUATE	236	316	325	314	359	341	371	344	383	395
TOTAL SCHOOL	351	443	455	441	457	437	466	435	483	500
TOTAL UNIV.	33,194	33,881	33,869	34,179	34,883	36,168	37,625	37,708	37,723	37,821

University of Washington
Enrollment by New, Continuing and Returning Status
Bothell Campus

	Freshman		Sophomore		Junior		Senior		Fifth Year		Non-Matriculated		All Undergraduates		Professional		Graduate		Grand Total	
	Male	Female	Male	Female	Male	Female	Male	Female	Male	Female	Male	Female	Male	Female	Male	Female	Male	Female	Male	Female
Continuing	2	0	2	1	197	203	268	370	25	75	2	0	496	649	0	0	84	127	580	776
	2		3		400		638		100		2		1145		0	0	211		1356	
New	0	0	11	21	33	43	3	10	1	2	3	6	51	82	0	0	3	2	54	84
	0		32		76		13		3		9		133		0	0	5		138	
Returning	0	0	1	0	3	2	4	2	0	0	0	0	8	4	0	0	0	0	8	4
	0		1		5		6		0		0		12		0	0	0		12	
Total	2	0	14	22	233	248	275	382	26	77	5	6	555	735	0	0	87	129	642	864
	2		36		481		657		103		11		1290		0	0	216		1506	

	Continuing		New		Returning		Total	
	#	%	#	%	#	%	#	%
Freshman	2	0.13%	0	0.00%	0	0.00%	2	0.13%
Sophomore	3	0.20%	32	2.12%	1	0.07%	36	2.39%
Junior	400	26.56%	76	5.05%	5	0.33%	481	31.94%
Senior	638	42.36%	13	0.86%	6	0.40%	657	43.63%
Fifth Year	100	6.64%	3	0.20%	0	0.00%	103	6.84%
Non-Matriculated	2	0.13%	9	0.60%	0	0.00%	11	0.73%
All Undergraduate	1145	76.03%	133	8.83%	12	0.80%	1290	85.66%
Professional	0	0.00%	0	0.00%	0	0.00%	0	0.00%
Graduate	211	14.01%	5	0.33%	0	0.00%	216	14.34%
Grand Total	1356	90.04%	138	9.16%	12	0.80%	1506	100.00%

University of Washington
Ethnic Enrollment
Bothell Campus

Winter Quarter 2006

	Fresh	Soph	Junior	Senior	N-Mat.	5th Year	Undergrad. Total	Prof.	Grad.	All Students
African-American										
Female	0	1	6	10	1	0	18	0	2	20
Male	0	0	6	6	0	0	12	0	2	14
Total:	0	1	12	16	1	0	30	0	4	34
Asian										
Female	0	2	25	56	1	7	91	0	2	93
Male	1	2	35	38	0	4	80	0	10	90
Total:	1	4	60	94	1	11	171	0	12	183
Caucasian										
Female	0	14	144	202	3	54	417	0	107	524
Male	0	3	138	154	1	18	314	0	49	363
Total:	0	17	282	356	4	72	731	0	156	887
Foreign										
Female	0	0	2	4	0	2	8	0	1	9
Male	1	1	2	7	2	0	13	0	3	16
Total:	1	1	4	11	2	2	21	0	4	25
Hawaiian/Pacific Islander										
Female	0	1	1	2	0	0	4	0	0	4
Male	0	1	0	1	0	0	2	0	0	2
Total:	0	2	1	3	0	0	6	0	0	6
Hispanic										
Female	0	1	5	9	1	1	17	0	4	21
Male	0	2	1	2	0	0	5	0	2	7
Total:	0	3	6	11	1	1	22	0	6	28
Native American										
Female	0	0	4	2	0	0	6	0	0	6
Male	0	0	0	0	0	0	0	0	1	1
Total:	0	0	4	2	0	0	6	0	1	7
Other										
Female	0	3	61	97	0	13	174	0	13	187
Male	0	5	51	67	2	4	129	0	20	149
Total:	0	8	112	164	2	17	303	0	33	336
Campus Total:	2	36	481	657	11	103	1290	0	216	1506

Declared Majors by Class Standing Bothell Campus

02-Jun-06

	Freshman		Sophomore		Junior		Senior		5th Year		Non-Matriculate		All Undergraduate		Graduate		Professional		All Students	
	M	F	M	F	M	F	M	F	M	F	M	F	M	F	M	F	M	F	M	F
Bothell Non Matriculated Student											3	6	3	6					3	6
	0		0		0		0		0		9		9		0		0		9	
Business Administration			8	6	112	77	126	105		3			246	191					246	191
	0		14		189		231		3		0		437		0		0		437	
Business Administration (Bothell)													0	0	58	19			58	19
	0		0		0		0		0		0		0		77		0		77	
Business Administration (DE)				1		1							1	1					1	1
	0		1		1		0		0		0		2		0		0		2	
Computing & Software Systems	1		1		55	6	67	15	12	5			136	26					136	26
	1		1		61		82		17		0		162		0		0		162	
Computing & Software Systems (Visiting)											2		2	0					2	0
	0		0		0		0		0		2		2		0		0		2	
Education (Bothell Campus)													0	0	8	52			8	52
	0		0		0		0		0		0		0		60		0		60	
Education (Certificate:Bothell Campus)									12	64			12	64					12	64
	0		0		0		0		76		0		76		0		0		76	
Environmental Science - Bothell Campus							1	2	1				2	2					2	2
	0		0		0		3		1		0		4		0		0		4	
Interdisciplinary Studies			2	3	16	35	4	4					22	42					22	42
	0		5		51		8		0		0		64		0		0		64	

Note: Students with Double- or Triple-Majors are counted once in each major declared.

Declared Majors by Class Standing Bothell Campus

02-Jun-06

	Freshman		Sophomore		Junior		Senior		5th Year		Non-Matriculate		All Undergraduate		Graduate		Professional		All Students	
	M	F	M	F	M	F	M	F	M	F	M	F	M	F	M	F	M	F	M	F
Interdisciplinary Studies (AMS)					3	8	5	10					8	18					8	18
	0		0		11		15		0		0		26		0		0		26	
Interdisciplinary Studies (CLA)	1			1	4	18	11	21					16	40					16	40
	1		1		22		32		0		0		56		0		0		56	
Interdisciplinary Studies (DE)			1	1									1	1					1	1
	0		2		0		0		0		0		2		0		0		2	
Interdisciplinary Studies (Global St)				2	15	10	25	33	1				41	45					41	45
	0		2		25		58		1		0		86		0		0		86	
Interdisciplinary Studies (SEB)			1	5	21	74	20	73	1				42	153					42	153
	0		6		95		93		1		0		195		0		0		195	
Interdisciplinary Studies (STE)			1	2	5	4	8	17					14	23					14	23
	0		3		9		25		0		0		37		0		0		37	
Nursing (Bothell Campus)					1	7	6	94	4				7	105	4	34			11	139
	0		0		8		100		4		0		112		38		0		150	
Policy Studies (Bothell Campus)													0	0	14	24			14	24
	0		0		0		0		0		0		0		38		0		38	
Pre Nursing (Bothell)				1		9	1	3					1	13					1	13
	0		1		9		4		0		0		14		0		0		14	
Visiting from Seattle Campus							2	4					2	4	1				3	4
	0		0		0		6		0		0		6		1		0		7	

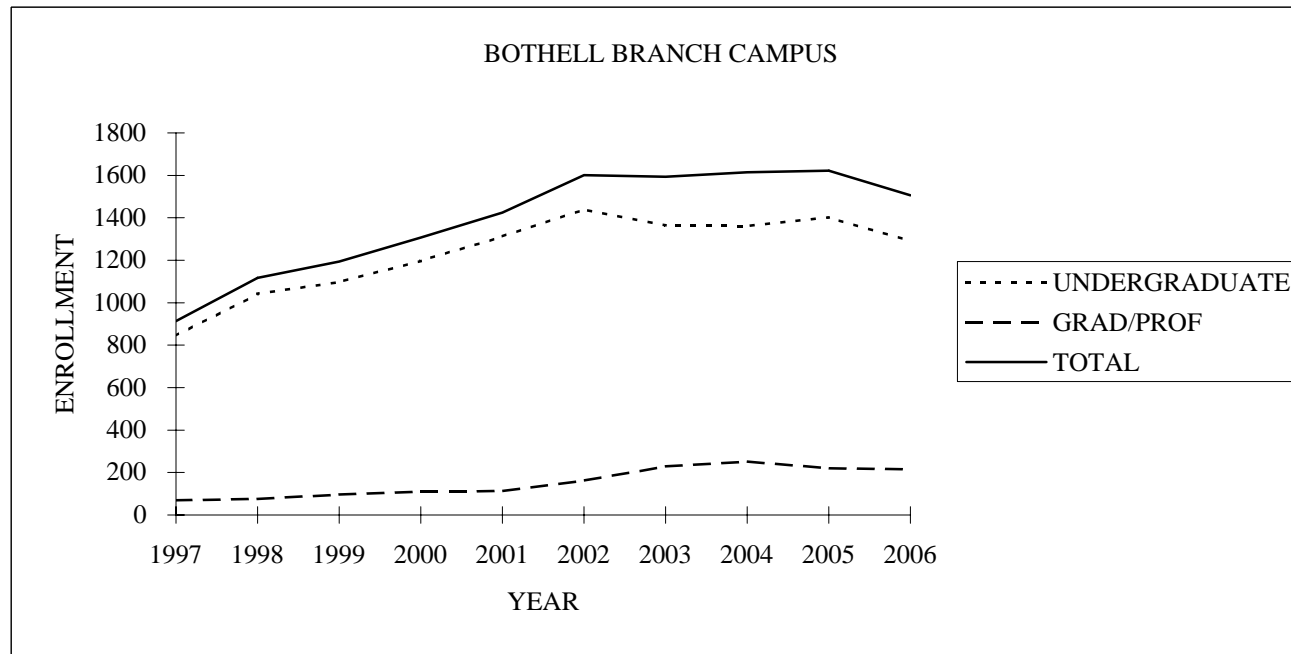
Note: Students with Double- or Triple-Majors are counted once in each major declared.

Declared Majors by Class Standing Bothell Campus

02-Jun-06

	Freshman		Sophomore		Junior		Senior		5th Year		Non-Matriculate		All Undergraduate		Graduate		Professional		All Students	
	M	F	M	F	M	F	M	F	M	F	M	F	M	F	M	F	M	F	M	F
Visiting from Tacoma Campus								1					0	1	2				2	1
	0		0		0		1		0		0		1		2		0		3	

Note: Students with Double- or Triple-Majors are counted once in each major declared.



BOTHELL BRANCH CAMPUS - WINTER

	1997	1998	1999	2000	2001	2002	2003	2004	2005	2006
UNDERGRADUATE	844	1041	1098	1197	1312	1440	1364	1362	1402	1290
GRAD/PROF	70	76	96	110	113	161	229	252	220	216
TOTAL	914	1,117	1,194	1,307	1,425	1,601	1,593	1,614	1,622	1,506

University of Washington
Enrollment by New, Continuing and Returning Status
Tacoma Campus

	Freshman		Sophomore		Junior		Senior		Fifth Year		Non-Matriculated		All Undergraduates		Professional		Graduate		Grand Total	
	Male	Female	Male	Female	Male	Female	Male	Female	Male	Female	Male	Female	Male	Female	Male	Female	Male	Female	Male	Female
Continuing	3	0	3	10	260	378	299	469	25	64	17	20	607	941	0	0	122	265	729	1206
		3		13		638		768		89		37		1548		0		387		1955
New	0	0	1	1	41	71	0	0	0	1	5	9	47	82	0	0	8	19	55	101
		0		2		112		0		1		14		129		0		27		156
Returning	0	0	0	0	5	16	0	3	0	0	1	3	6	22	0	0	0	0	6	22
		0		0		21		3		0		4		28		0		0		28
Total	3	0	4	11	306	465	299	472	25	65	23	32	660	1045	0	0	130	284	790	1329
		3		15		771		771		90		55		1705		0		414		2119

	Continuing		New		Returning		Total	
	#	%	#	%	#	%	#	%
Freshman	3	0.14%	0	0.00%	0	0.00%	3	0.14%
Sophomore	13	0.61%	2	0.09%	0	0.00%	15	0.71%
Junior	638	30.11%	112	5.29%	21	0.99%	771	36.39%
Senior	768	36.24%	0	0.00%	3	0.14%	771	36.39%
Fifth Year	89	4.20%	1	0.05%	0	0.00%	90	4.25%
Non-Matriculated	37	1.75%	14	0.66%	4	0.19%	55	2.60%
All Undergraduate	1548	73.05%	129	6.09%	28	1.32%	1705	80.46%
Professional	0	0.00%	0	0.00%	0	0.00%	0	0.00%
Graduate	387	18.26%	27	1.27%	0	0.00%	414	19.54%
Grand Total	1955	91.32%	156	7.36%	28	1.32%	2119	100.00%

University of Washington
Ethnic Enrollment
Tacoma Campus

Winter Quarter 2006

	Fresh	Soph	Junior	Senior	N-Mat.	5th Year	Undergrad. Total	Prof.	Grad.	All Students
African-American										
Female	0	0	30	34	1	2	67	0	13	80
Male	0	1	17	19	1	1	39	0	4	43
Total:	0	1	47	53	2	3	106	0	17	123
Asian										
Female	0	2	47	42	2	8	101	0	19	120
Male	0	0	44	51	4	2	101	0	17	118
Total:	0	2	91	93	6	10	202	0	36	238
Caucasian										
Female	0	9	282	296	21	44	652	0	191	843
Male	2	2	172	155	11	14	356	0	73	429
Total:	2	11	454	451	32	58	1008	0	264	1272
Foreign										
Female	0	0	2	2	0	0	4	0	3	7
Male	0	0	7	1	0	0	8	0	0	8
Total:	0	0	9	3	0	0	12	0	3	15
Hawaiian/Pacific Islander										
Female	0	0	8	4	0	0	12	0	1	13
Male	0	0	2	1	0	0	3	0	0	3
Total:	0	0	10	5	0	0	15	0	1	16
Hispanic										
Female	0	0	24	13	1	0	38	0	14	52
Male	0	0	10	8	0	0	18	0	4	22
Total:	0	0	34	21	1	0	56	0	18	74
Native American										
Female	0	0	8	7	0	1	16	0	5	21
Male	0	0	4	3	0	0	7	0	0	7
Total:	0	0	12	10	0	1	23	0	5	28
Other										
Female	0	0	64	74	7	10	155	0	38	193
Male	1	1	50	61	7	8	128	0	32	160
Total:	1	1	114	135	14	18	283	0	70	353
Campus Total:	3	15	771	771	55	90	1705	0	414	2119

Declared Majors by Class Standing Tacoma Campus

02-Jun-06

	Freshman		Sophomore		Junior		Senior		5th Year		Non-Matriculate		All Undergraduate		Graduate		Professional		All Students	
	M	F	M	F	M	F	M	F	M	F	M	F	M	F	M	F	M	F	M	F
Accounting					15	43	33	47	1	4			49	94					49	94
	0		0		58		80		5		0		143		0		0		143	
Business Administration					18	14	24	21					42	35					42	35
	0		0		32		45		0		0		77		0		0		77	
Business Administration (Finance)					22	12	26	14	1				49	26					49	26
	0		0		34		40		1		0		75		0		0		75	
Business Administration (Management)					11	9	14	5					25	14					25	14
	0		0		20		19		0		0		39		0		0		39	
Business Administration (Marketing)					8	7	5	10					13	17					13	17
	0		0		15		15		0		0		30		0		0		30	
Computing & Software Systems					16		49	12	7	3	1		73	15	40	19			113	34
	0		0		16		61		10		1		88		59		0		147	
Dual Enrollment Comput & Sftwr Sys (Tac)	3				1								4	0					4	0
	3		0		1		0		0		0		4		0		0		4	
Education (Tacoma Campus)												1	0	1	23	58			23	59
	0		0		0		0		0		1		1		81		0		82	
Education Certificate Tacoma									10	48			10	48					10	48
	0		0		0		0		58		0		58		0		0		58	
Environmental Science - Tacoma Campus				1	12	6	6	12	1	1			19	20					19	20
	0		1		18		18		2		0		39		0		0		39	

Note: Students with Double- or Triple-Majors are counted once in each major declared.

Declared Majors by Class Standing Tacoma Campus

02-Jun-06

	Freshman		Sophomore		Junior		Senior		5th Year		Non-Matriculate		All Undergraduate		Graduate		Professional		All Students	
	M	F	M	F	M	F	M	F	M	F	M	F	M	F	M	F	M	F	M	F
Interdisciplinary Arts & Sciences			1	5	71	140	14	18		1			86	164					86	164
	0		6		211		32		1		0		250		0		0		250	
Interdisciplinary Arts & Sciences (AMC)					1	9	10	17		1			11	27					11	27
	0		0		10		27		1		0		38		0		0		38	
Interdisciplinary Arts & Sciences (AS)					1	3	9	2					10	5					10	5
	0		0		4		11		0		0		15		0		0		15	
Interdisciplinary Arts & Sciences (COMM)					8	10	10	22					18	32					18	32
	0		0		18		32		0		0		50		0		0		50	
Interdisciplinary Arts & Sciences (EGL)						2	1	9					1	11					1	11
	0		0		2		10		0		0		12		0		0		12	
Interdisciplinary Arts & Sciences (EST)					4	3	2	6					6	9					6	9
	0		0		7		8		0		0		15		0		0		15	
Interdisciplinary Arts & Sciences (GLBS)							6	9					6	9					6	9
	0		0		0		15		0		0		15		0		0		15	
Interdisciplinary Arts & Sciences (GS)					4	12	10	31					14	43					14	43
	0		0		16		41		0		0		57		0		0		57	
Interdisciplinary Arts & Sciences (PE)				1	8	2	4	4					12	7					12	7
	0		1		10		8		0		0		19		0		0		19	
Interdisciplinary Arts & Sciences (PSY)					8	25	14	54					23	79					23	79
	0		1		33		68		0		0		102		0		0		102	

Note: Students with Double- or Triple-Majors are counted once in each major declared.

Declared Majors by Class Standing Tacoma Campus

02-Jun-06

	Freshman		Sophomore		Junior		Senior		5th Year		Non-Matriculate		All Undergraduate		Graduate		Professional		All Students	
	M	F	M	F	M	F	M	F	M	F	M	F	M	F	M	F	M	F	M	F
Interdisciplinary Arts & Sciences (PV)					6	12	9	19	1				16	31					16	31
	0		0		18		28		1		0		47		0		0		47	
Interdisciplinary Arts & Sciences (SS)			2	1	15	51	8	48					25	100					25	100
	0		3		66		56		0		0		125		0		0		125	
Interdisciplinary Studies													0	0	5	38			5	38
	0		0		0		0		0		0		0		43		0		43	
Liberal Studies (International) Tacoma							1						0	1					0	1
	0		0		0		1		0		0		1		0		0		1	
Nonmatriculated - Tacoma											19	23	19	23					19	23
	0		0		0		0		0		42		42		0		0		42	
Nursing (Tacoma Campus)			2	3	38	4	55	1			8		8	103	7	65			15	168
	0		2		41		59		1		8		111		72		0		183	
Pre Business Administration (Tacoma)				2	1		1						2	2					2	2
	0		0		3		1		0		0		4		0		0		4	
Pre Computing and Software Sys (Tacoma)			1	45	3	13	2	1	1				59	7					59	7
	0		1		48		15		2		0		66		0		0		66	
Pre Nursing (Tacoma)					3								0	3					0	3
	0		0		3		0		0		0		3		0		0		3	
Social Welfare (Tacoma)					5	36	5	33	1	1			11	70					11	70
	0		0		41		38		2		0		81		0		0		81	

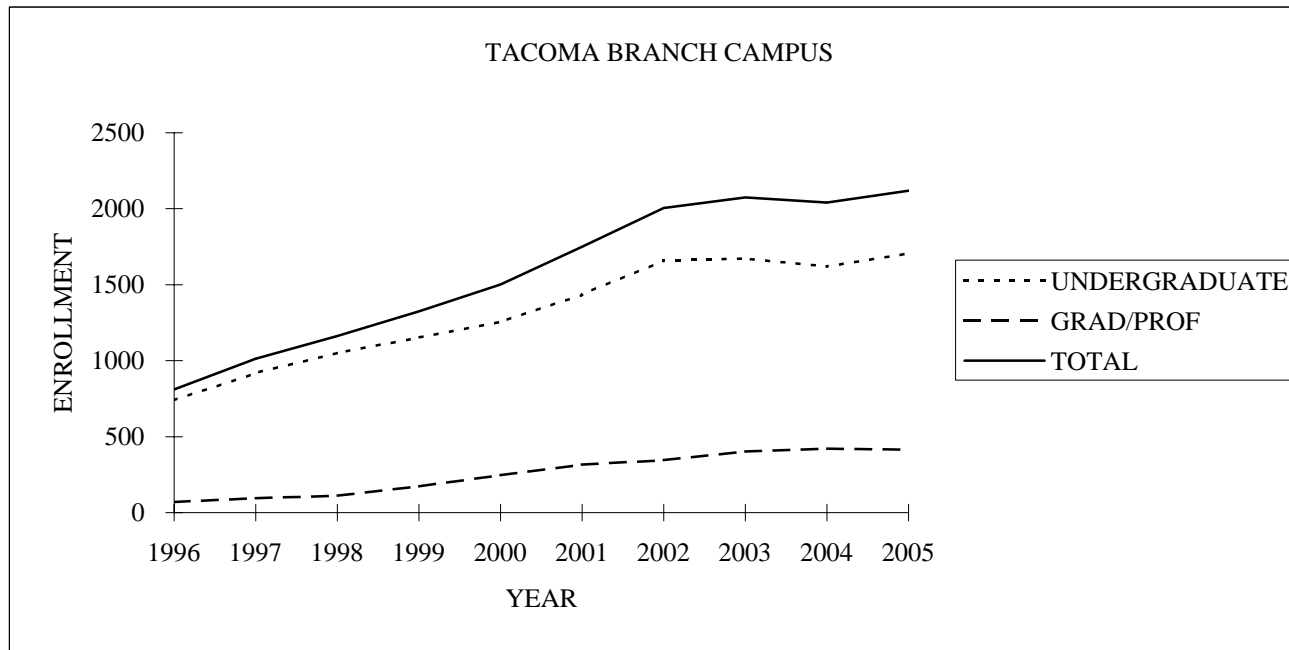
Note: Students with Double- or Triple-Majors are counted once in each major declared.

Declared Majors by Class Standing Tacoma Campus

02-Jun-06

	Freshman		Sophomore		Junior		Senior		5th Year		Non-Matriculate		All Undergraduate		Graduate		Professional		All Students	
	M	F	M	F	M	F	M	F	M	F	M	F	M	F	M	F	M	F	M	F
Social Work (Tacoma Campus)													0	0	12	83			12	83
	0		0		0		0		0		0		0		95		0		95	
Tacoma General Studies					1								1	0					1	0
	0		0		1		0		0		0		1		0		0		1	
Tacoma Visiting Student													0	0		1			0	1
	0		0		0		0		0		0		0		1		0		1	
URBAN STUDIES					21	23	20	25	1	5			42	53					42	53
	0		0		44		45		6		0		95		0		0		95	
UW Tacoma Master of Business Admin											3		3	0	42	18			45	18
	0		0		0		0		0		3		3		60		0		63	
Visiting from Seattle Campus					1		3						3	1	1	3			4	4
	0		0		1		3		0		0		4		4		0		8	

Note: Students with Double- or Triple-Majors are counted once in each major declared.



TACOMA BRANCH CAMPUS - WINTER

	1996	1997	1998	1999	2000	2001	2002	2003	2004	2005
UNDERGRADUATE	740	918	1052	1152	1255	1435	1659	1672	1619	1705
GRAD/PROF	70	95	111	172	247	316	346	403	422	414
TOTAL	810	1,013	1,163	1,324	1,502	1,751	2,005	2,075	2,041	2,119