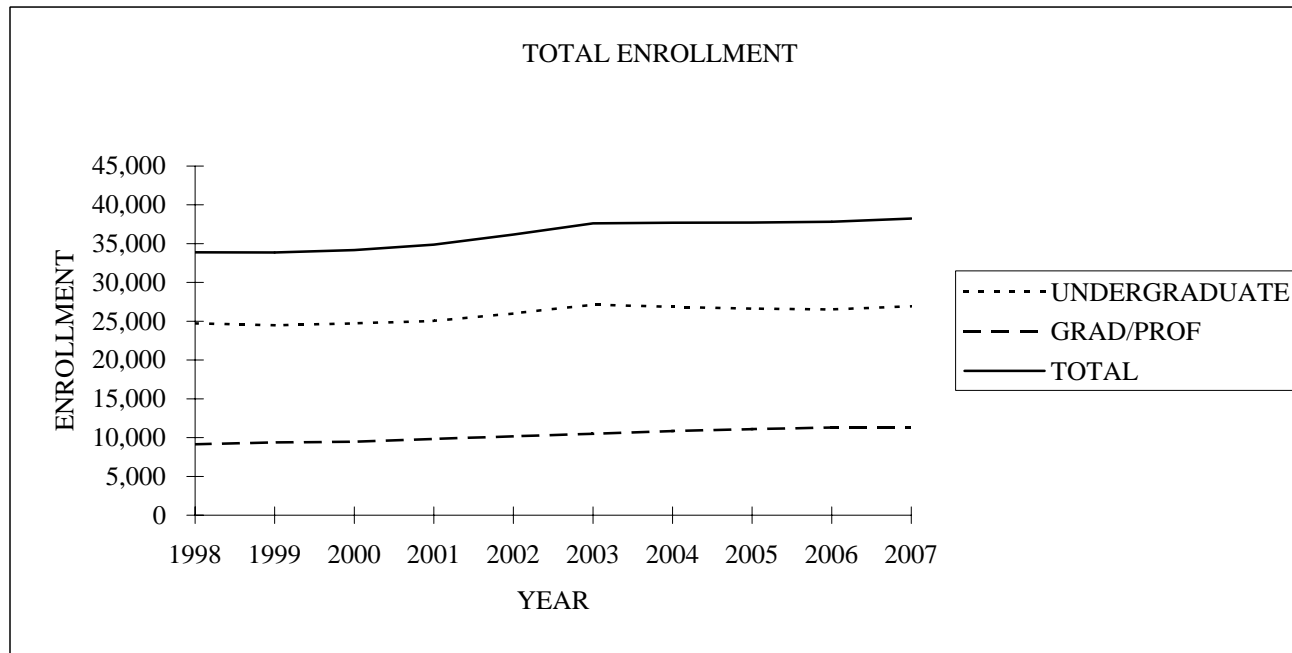


University of Washington Quarterly Enrollment Profile Winter Quarter 2007



TOTAL ENROLLMENT

	1998	1999	2000	2001	2002	2003	2004	2005	2006	2007
UNDERGRADUATE	24,736	24,486	24,718	25,037	26,006	27,138	26,852	26,622	26,529	26,934
GRAD/PROF	9,145	9,383	9,461	9,846	10,162	10,487	10,856	11,101	11,292	11,299
TOTAL	33,881	33,869	34,179	34,883	36,168	37,625	37,708	37,723	37,821	38,233

University of Washington
Quarterly Enrollment Profile for Winter Quarter 2007
Table of Contents

Seattle Campus

Current Quarter Statistics

Total Enrollment by New, Continuing, Returning Status	1
Total Enrollment by Ethnic Division	2
Total Enrollment by School or College	3 - 5
Total Enrollment by Major	6 - 64
Foreign Student Enrollment by School or College	65 - 66
Professional Student Enrollment by New, Continuing, Returning Status	67
Credits Instructed by School or College	68

Historical Perspective

Enrollment by Term - 1946 to Present	69
Ethnic Enrollment Trend - 10 Year	70
Undergraduate Enrollment Trend - 10 Year	71
Enrollment Trend by School or College - 10 Year	72 - 88

Bothell Campus

Total Enrollment by New, Continuing, Returning Status	89
Total Enrollment by Ethnic Division	90
Total Enrollment by Major	91 - 93
Campus Enrollment Trend - 10 Year	94

Tacoma Campus

Total Enrollment by New, Continuing, Returning Status	95
Total Enrollment by Ethnic Division	96
Total Enrollment by Major	97 - 100
Campus Enrollment Trend - 10 Year	101

University of Washington
Enrollment by New, Continuing and Returning Status
Seattle Campus
Winter 2007

	Freshman		Sophomore		Junior		Senior		Fifth Year		Non-Matriculated		All Undergraduates		Professional		Graduate		Grand Total											
	Male	Female	Male	Female	Male	Female	Male	Female	Male	Female	Male	Female	Male	Female	Male	Female	Male	Female	Male	Female										
Continuing	2187	4657	2470	4838	3137	6536	4121	8343	4222	111	279	168	496	980	484	12396	25633	13237	805	1764	959	4293	9285	4992	17494	36682	19188			
New	23	56	33	164	88	231	481	250	25	45	20	14	18	4	162	298	136	531	1062	531	1	1	0	151	246	95	683	1309	626	
Returning	10	18	8	36	16	41	64	23	54	88	34	1	3	2	17	30	13	143	239	96	2	3	1	0	0	0	145	242	97	
Total	2220	4731	2511	5038	2440	2598	3409	7081	3672	4200	8476	4276	126	300	174	675	1308	633	13070	26934	13864	808	1768	960	4444	9531	5087	18322	38233	19911

	Continuing		New		Returning		Total	
	#	%	#	%	#	%	#	%
Freshman	4657	12.18%	56	0.15%	18	0.05%	4731	12.37%
Sophomore	4838	12.65%	164	0.43%	36	0.09%	5038	13.18%
Junior	6536	17.10%	481	1.26%	64	0.17%	7081	18.52%
Senior	8343	21.82%	45	0.12%	88	0.23%	8476	22.17%
Fifth Year	279	0.73%	18	0.05%	3	0.01%	300	0.78%
Non-Matriculated	980	2.56%	298	0.78%	30	0.08%	1308	3.42%
All Undergraduate	25633	67.04%	1062	2.78%	239	0.63%	26934	70.45%
Professional	1764	4.61%	1	0.00%	3	0.01%	1768	4.62%
Graduate	9285	24.29%	246	0.64%	0	0.00%	9531	24.93%
Grand Total	36682	95.94%	1309	3.42%	242	0.63%	38233	100.00%

**University of Washington
Ethnic Enrollment
Seattle Campus**

Winter Quarter 2007

	Fresh	Soph	Junior	Senior	N-Mat.	5th Year	Undergrad. Total	Prof.	Grad.	All Students
African-American										
Female	82	77	133	137	9	3	441	18	137	596
Male	73	64	124	109	8	3	381	17	95	493
Total:	155	141	257	246	17	6	822	35	232	1089
Asian										
Female	715	746	947	1206	71	19	3704	201	491	4396
Male	636	651	831	1071	45	9	3243	95	349	3687
Total:	1351	1397	1778	2277	116	28	6947	296	840	8083
Caucasian										
Female	1321	1415	1890	2266	258	112	7262	594	3044	10900
Male	1162	1324	1796	2287	246	88	6903	597	2341	9841
Total:	2483	2739	3686	4553	504	200	14165	1191	5385	20741
Foreign										
Female	74	70	206	109	13	5	477	30	656	1163
Male	67	83	145	120	11	2	428	15	866	1309
Total:	141	153	351	229	24	7	905	45	1522	2472
Hawaiian/Pacific Islander										
Female	19	15	22	30	0	0	86	23	13	122
Male	16	14	27	18	0	0	75	14	8	97
Total:	35	29	49	48	0	0	161	37	21	219
Hispanic										
Female	163	134	182	195	16	9	699	32	192	923
Male	113	120	158	183	17	4	595	23	109	727
Total:	276	254	340	378	33	13	1294	55	301	1650
Native American										
Female	38	25	63	59	2	1	188	24	55	267
Male	34	28	46	45	3	1	157	2	27	186
Total:	72	53	109	104	5	2	345	26	82	453
Other										
Female	99	116	229	274	264	25	1007	38	499	1544
Male	119	156	282	367	345	19	1288	45	649	1982
Total:	218	272	511	641	609	44	2295	83	1148	3526
Campus Total:	4731	5038	7081	8476	1308	300	26934	1768	9531	38233

Student Count by College Seattle Campus

Wednesday, February 14, 20

	Freshman		Sophomore		Junior		Senior		5th Year		Non-Matriculate		All Undergraduate		Graduate		Professional		All Students	
	M	F	M	F	M	F	M	F	M	F	M	F	M	F	M	F	M	F	M	F
Bothell Campus	9	2			2	4	7	10	1	2		1	19	19	7	11			26	30
	11		0		6		17		3		1		38		18		0		56	
College of Architecture and Urban Planning				1	41	35	125	81	1	4	7	2	174	123	168	161			342	284
	0		1		76		206		5		9		297		329		0		626	
College of Arts and Sciences	2113	2415	2238	2422	2572	3072	2791	3410	59	74	16	8	9789	11401	1261	1294			11050	12695
	4528		4660		5644		6201		133		24		21190		2555		0		23745	
College of Education									1	2	9	27	10	29	204	512			214	541
	0		0		0		0		3		36		39		716		0		755	
College of Engineering	16	1	74	22	339	76	698	160	12	1	47	18	1186	278	919	269			2105	547
	17		96		415		858		13		65		1464		1188		0		2652	
College of Forest Resources	13	5	8	8	36	21	63	29	1	3	1		122	66	71	68			193	134
	18		16		57		92		4		1		188		139		0		327	
College of Ocean and Fisheries Sciences	14	23	12	25	24	27	47	27	2	2	1	2	100	106	91	124			191	230
	37		37		51		74		4		3		206		215		0		421	
Interdisciplinary Graduate Programs											2	4	2	4	321	381			323	385
	0		0		0		0		0		6		6		702		0		708	
Interdisciplinary Undergraduate Studies	20	34	25	31	23	35	17	32			570	519	655	651	2	2			657	653
	54		56		58		49		0		1089		1306		4		0		1310	
Interschool or Intercollege Programs	1	1	10	4	19	7	40	27			8	4	78	43	96	97			174	140
	2		14		26		67		0		12		121		193		0		314	

Note: Students with Double- or Triple-Majors across colleges are counted once in each college.

Student Count by College Seattle Campus

Wednesday, February 14, 20

	Freshman		Sophomore		Junior		Senior		5th Year		Non-Matriculate		All Undergraduate		Graduate		Professional		All Students	
	M	F	M	F	M	F	M	F	M	F	M	F	M	F	M	F	M	F	M	F
School of Business Administration	19	24	79	82	335	324	452	388	1	6	1		887	824	601	288			1488	1112
		43		161		659		840		7		1		1711		889		0		2600
School of Dentistry													0	0	38	36	142	77	180	113
		0		0		0		0		0		0		0		74		219		293
School of Law									1				1	0	84	78	218	278	303	356
		0		0		0		0	1		0		1		162		496			659
School of Medicine	12	6	7	4	20	21	36	43	35	45	1	3	111	122	237	300	325	342	673	764
		18		11		41		79		80		4		233		537		667		1437
School of Nursing				2	7	39	7	88	11	35	3	26	28	190	40	373			68	563
		0		2		46		95		46		29		218		413		0		631
School of Pharmacy											2		2	0	26	30	123	263	151	293
		0		0		0		0		0		2		2		56		386		444
School of Public Affairs												4	0	4	104	219			104	223
		0		0		0		0		0		4		4		323		0		327
School of Public Health and Community Medicine					13	18	16	39			6	12	35	69	151	365			186	434
		0		0		31		55		0		18		104		516		0		620
School of Social Work				2	8	36	8	54				1	16	93	80	336			96	429
		0		2		44		62		0		1		109		416		0		525
Tacoma Campus					3		5	3	1		1		10	3	2	5			12	8
		0		0		3		8		1		1		13		7		0		20

Note: Students with Double- or Triple-Majors across colleges are counted once in each college.

Student Count by College Seattle Campus

Wednesday, February 14, 20

	Freshman		Sophomore		Junior		Senior		5th Year		Non-Matriculate		All Undergraduate		Graduate		Professional		All Students	
	M	F	M	F	M	F	M	F	M	F	M	F	M	F	M	F	M	F	M	F
The Information School	3		1		20	3	66	15			2		90	20	135	333			225	353
		3		1		23		81		0		2		110		468		0		578
Unduplicated Total for Seattle Campus:	2220	2511	2440	2598	3409	3672	4200	4276	126	174	675	633	13070	13864	4444	5087	808	960	18322	19911
		4731		5038		7081		8476		300		1308		26934		9531		1768		38233

Note: Students with Double- or Triple-Majors across colleges are counted once in each college.

Declared Majors by Class Standing Seattle Campus

Wednesday, February 14, 2

Bothell Campus

Freshman		Sophomore		Junior		Senior		5th Year		Non-Matriculate		All Undergraduate		Graduate		Professional		All Students	
M	F	M	F	M	F	M	F	M	F	M	F	M	F	M	F	M	F	M	F
9	2			2	4	7	10	1	2		1	19	19	7	11			26	30
	11		0		6		17		3		1		38		18		0		56

Visiting from Bothell Campus

Note: Students with Double- or Triple-Majors are counted once in each major declared.

Declared Majors by Class Standing Seattle Campus

Wednesday, February 14, 2

College of Architecture and Urban Planning

	Freshman		Sophomore		Junior		Senior		5th Year		Non-Matriculate		All Undergraduate		Graduate		Professional		All Students	
	M	F	M	F	M	F	M	F	M	F	M	F	M	F	M	F	M	F	M	F
Architectural Studies					12	15	31	34					43	49					43	49
	0		0		27		65		0		0		92		0		0		92	
Architectural Studies (w/ CM)							8	3					8	3					8	3
	0		0		0		11		0		0		11		0		0		11	
Architecture													0	0	67	57			67	57
	0		0		0		0		0		0		0		124		0		124	
BUILT ENVIRONMENT													0	0	9	4			9	4
	0		0		0		0		0		0		0		13		0		13	
Community, Environment, and Planning				1	8	16	16	26					24	43					24	43
	0		1		24		42		0		0		67		0		0		67	
Construction Management					17	3	53	4	1		2		73	7	2				75	7
	0		0		20		57		1		2		80		2		0		82	
Construction Management (w/ Arch St)							7	2					7	2					7	2
	0		0		0		9		0		0		9		0		0		9	
Construction Management, Evening Deg Prog											1		1	0	27	11			28	11
	0		0		0		0		0		1		1		38		0		39	
Landscape Architecture					4	1	19	17	4		1	1	24	23	7	37			31	60
	0		0		5		36		4		2		47		44		0		91	

Note: Students with Double- or Triple-Majors are counted once in each major declared.

Declared Majors by Class Standing Seattle Campus

Wednesday, February 14, 2020

College of Architecture and Urban Planning

	Freshman		Sophomore		Junior		Senior		5th Year		Non-Matriculate		All Undergraduate		Graduate		Professional		All Students	
	M	F	M	F	M	F	M	F	M	F	M	F	M	F	M	F	M	F	M	F
Strategic Planning for Critical Infrastr													0	0	20	13			20	13
	0		0		0		0		0		0		0		33		0		33	
Urban Design & Planning											3	1	3	1	40	41			43	42
	0		0		0		0		0		4		4		81		0		85	

Note: Students with Double- or Triple-Majors are counted once in each major declared.

Declared Majors by Class Standing Seattle Campus

Wednesday, February 14, 2

College of Arts and Sciences

	Freshman		Sophomore		Junior		Senior		5th Year		Non-Matriculate		All Undergraduate		Graduate		Professional		All Students	
	M	F	M	F	M	F	M	F	M	F	M	F	M	F	M	F	M	F	M	F
American Ethnic Studies	2			4	29	18	29	61					60	83					60	83
		2		4		47		90		0		0		143		0		0		143
Anthropology	5	26	6	18	30	63	39	101	2				82	208	31	62			113	270
		31		24		93		140		2		0		290		93		0		383
Anthropology, Evening Degree Program								1					1	0					1	0
	0		0		0		1		0		0		1		0		0		1	
App & Comp Math Sci (Biol & Life Sci)							4	3					4	3					4	3
	0		0		0		7		0		0		7		0		0		7	
App & Comp Math Sci (Discrete Math & AI)					3		23	2					26	2					26	2
	0		0		3		25		0		0		28		0		0		28	
App & Comp Math Sci (Engineer & Phy Sci)					1		10	2	1				12	2					12	2
	0		0		1		12		1		0		14		0		0		14	
App & Comp Math Sci (Mathematical Econ)					3		8	2					11	2					11	2
	0		0		3		10		0		0		13		0		0		13	
App & Comp Math Sci (Opertns Research)					1			1					0	2					0	2
	0		0		1		1		0		0		2		0		0		2	
App & Comp Math Sci (Sci Comp & Num AI)							3						3	0					3	0
	0		0		0		3		0		0		3		0		0		3	

Note: Students with Double- or Triple-Majors are counted once in each major declared.

Declared Majors by Class Standing Seattle Campus

Wednesday, February 14, 2

College of Arts and Sciences

	Freshman		Sophomore		Junior		Senior		5th Year		Non-Matriculate		All Undergraduate		Graduate		Professional		All Students	
	M	F	M	F	M	F	M	F	M	F	M	F	M	F	M	F	M	F	M	F
App & Comp Math Sci (Statistics)					2		3	4	1				6	4					6	4
	0		0		2		7		1		0		10		0		0		10	
Applied Mathematics											1		0	1	36	13			36	14
	0		0		0		0		0		1		1		49		0		50	
Applied Music (Composition)							3						3	0					3	0
	0		0		0		3		0		0		3		0		0		3	
Applied Music (Music Education)	1		2	2	2	4	11	12	2	2			18	20					18	20
	1		4		6		23		4		0		38		0		0		38	
Applied Music (Orchestral Instruments)	2	1	6	1	11	4	6	4					25	10					25	10
	3		7		15		10		0		0		35		0		0		35	
Applied Music (Piano)		3		1	1		2	2					3	6					3	6
		3		1	1		4		0		0		9		0		0		9	
Applied Music (String Instruments)		1	2	3	2	4	1	2					5	10					5	10
		1		5	6		3		0		0		15		0		0		15	
Applied Music (Voice)	1				1		1	5					2	6					2	6
	1		0		1		6		0		0		8		0		0		8	
Art (Ceramics)			1	1	3	3	5	6					9	10					9	10
	0		2		6		11		0		0		19		0		0		19	

Note: Students with Double- or Triple-Majors are counted once in each major declared.

Declared Majors by Class Standing Seattle Campus

Wednesday, February 14, 2

College of Arts and Sciences

	Freshman		Sophomore		Junior		Senior		5th Year		Non-Matriculate		All Undergraduate		Graduate		Professional		All Students	
	M	F	M	F	M	F	M	F	M	F	M	F	M	F	M	F	M	F	M	F
Art (Design Studies)					1	3	1	5					2	8					2	8
	0		0		4		6		0		0		10		0		0		10	
Art (Fibers)					1	1	1	2					2	3					2	3
	0		0		2		3		0		0		5		0		0		5	
Art (Graphic Design)	1												1	0					1	0
	1		0		0		0		0		0		1		0		0		1	
Art (Industrial Design)					4	3	5	11					9	14					9	14
	0		0		7		16		0		0		23		0		0		23	
Art (Interdisciplinary Visual Arts)			1	21	19	65	26	63					46	149	20	26			66	175
	0		22		84		89		0		0		195		46		0		241	
Art (Metals)					3		11						0	14					0	14
	0		0		3		11		0		0		14		0		0		14	
Art (Painting and Drawing)			2	8	2	15	10	16	1	1			15	40					15	40
	0		10		17		26		2		0		55		0		0		55	
Art (Photography)			2	4	11	8	8	19					21	31					21	31
	0		6		19		27		0		0		52		0		0		52	
Art (Sculpture)					1		2	1					2	2	1				2	3
	0		0		1		3		0		0		4		1		0		5	

Note: Students with Double- or Triple-Majors are counted once in each major declared.

Declared Majors by Class Standing Seattle Campus

Wednesday, February 14, 2

College of Arts and Sciences

	Freshman		Sophomore		Junior		Senior		5th Year		Non-Matriculate		All Undergraduate		Graduate		Professional		All Students	
	M	F	M	F	M	F	M	F	M	F	M	F	M	F	M	F	M	F	M	F
Art (Visual Communication Design)			14	15	14	20	12	25		2			40	62	1				41	62
	0		29		34		37		2		0		102		1		0		103	
Art History		5		12	6	33	8	56		1			14	107	5	22			19	129
	5		12		39		64		1		0		121		27		0		148	
Asian Languages and Literature							3	1					3	1	18	18			21	19
	0		0		0		4		0		0		4		36		0		40	
Astronomy	5	6	7	3	11	6	24	12		2			47	29	18	11			65	40
	11		10		17		36		2		0		76		29		0		105	
Atmospheric Sciences	2		6	2	11	6	17	6					36	14	41	18			77	32
	2		8		17		23		0		0		50		59		0		109	
Audiology													0	0	8	23			8	23
	0		0		0		0		0		0		0		31		0		31	
Biochemistry	42	50	43	61	87	103	173	152	3	2			348	368					348	368
	92		104		190		325		5		0		716		0		0		716	
Biology					1		2	5					2	6					2	6
	0		0		1		7		0		0		8		0		0		8	
Biology (Cell and Molecular Biology)			1				4		1	1			6	1					6	1
	0		1		0		4		2		0		7		0		0		7	

Note: Students with Double- or Triple-Majors are counted once in each major declared.

Declared Majors by Class Standing Seattle Campus

Wednesday, February 14, 2

College of Arts and Sciences

	Freshman		Sophomore		Junior		Senior		5th Year		Non-Matriculate		All Undergraduate		Graduate		Professional		All Students	
	M	F	M	F	M	F	M	F	M	F	M	F	M	F	M	F	M	F	M	F
Biology (Ecology and Evolution)				1	7	6	8	17	2				17	24					17	24
	0		1		13		25		2		0		41		0		0		41	
Biology (Environmental and Conservation)					6	11	9	16	1	2			16	29					16	29
	0		0		17		25		3		0		45		0		0		45	
Biology (General)			3	8	39	65	61	105		2			103	180					103	180
	0		11		104		166		2		0		283		0		0		283	
Biology (Molecular, Cellular & Develop)			1	7	42	61	96	148	1	2			140	218					140	218
	0		8		103		244		3		0		358		0		0		358	
Biology (Physiology)			1	4	25	43	58	116	1				85	163					85	163
	0		5		68		174		1		0		248		0		0		248	
Biology (Plant)					4	3	4	9		1			8	13					8	13
	0		0		7		13		1		0		21		0		0		21	
Botany							1						1	0	5	13			6	13
	0		0		0		1		0		0		1		18		0		19	
Chemistry	39	40	35	53	42	46	73	85	1	1			190	225	114	99			304	324
	79		88		88		158		2		0		415		213		0		628	
Chemistry (ACS Certified)			3	1	12	9	21	15					36	25					36	25
	0		4		21		36		0		0		61		0		0		61	

Note: Students with Double- or Triple-Majors are counted once in each major declared.

Declared Majors by Class Standing Seattle Campus

Wednesday, February 14, 2

College of Arts and Sciences

	Freshman		Sophomore		Junior		Senior		5th Year		Non-Matriculate		All Undergraduate		Graduate		Professional		All Students	
	M	F	M	F	M	F	M	F	M	F	M	F	M	F	M	F	M	F	M	F
Chemistry (Nanotechnology)													0	0	4	2			4	2
	0		0		0		0		0		0		0		6		0		6	
Chinese				1			6	2	1	1			7	4					7	4
	0		1		0		8		2		0		11		0		0		11	
Classical Studies						3	1	10					2	15					2	15
		2		1		3		11		0		0		17		0	0		17	
Classics							1	1	11	3	1	1		14	7	8	11		22	18
		2		1		2		14		2		0		21		19		0	40	
Communication			5	18	40	137	86	258					131	413	22	47			153	460
	0		23		177		344		0		0		544		69		0		613	
Communication (Digital Media)											1	1	1	1	13	19			14	20
	0		0		0		0		0		2		2		32		0		34	
Communication (Journalism)			1	5	10	31	19	35					30	71					30	71
	0		6		41		54		0		0		101		0		0		101	
Communication, Evening Degree Program					5	5	12	18		1			17	24					17	24
	0		0		10		30		1		0		41		0		0		41	
Comparative History of Ideas																				
	1	4	9	14	20	34	36	87					66	139					66	139
		5		23		54		123		0		0	205		0		0		205	

Note: Students with Double- or Triple-Majors are counted once in each major declared.

Declared Majors by Class Standing Seattle Campus

Wednesday, February 14, 2

College of Arts and Sciences

	Freshman		Sophomore		Junior		Senior		5th Year		Non-Matriculate		All Undergraduate		Graduate		Professional		All Students	
	M	F	M	F	M	F	M	F	M	F	M	F	M	F	M	F	M	F	M	F
Comparative Lit (Theory & Criticism)													0	0	1	1			1	1
	0		0		0		0		0		0		0		2		0		2	
Comparative Literature			3	3	9	11	12	20	1				25	34	20	23			45	57
	0		6		20		32		1		0		59		43		0		102	
Comparative Literature (Cinema Studies)			7	4	15	8	27	19		1			49	32					49	32
	0		11		23		46		1		0		81		0		0		81	
Computational Linguistics													0	0	19	8			19	8
	0		0		0		0		0		0		0		27		0		27	
Computer Science	10	1	31	4	58	14	137	37	5				241	56					241	56
	11		35		72		174		5		0		297		0		0		297	
Dance				5		8		18					0	31	1	5			1	36
	0		5		8		18		0		0		31		6		0		37	
Danish			1	1	1		1	1					3	2					3	2
	0		2		1		2		0		0		5		0		0		5	
Digital Arts and Experimental Media				1	4	5	11	2					15	8	6	5			21	13
	0		1		9		13		0		0		23		11		0		34	
Drama			3	2	11	19	22	53		1			36	75	5	6			41	81
	0		5		30		75		1		0		111		11		0		122	

Note: Students with Double- or Triple-Majors are counted once in each major declared.

Declared Majors by Class Standing Seattle Campus

Wednesday, February 14, 2

College of Arts and Sciences

	Freshman		Sophomore		Junior		Senior		5th Year		Non-Matriculate		All Undergraduate		Graduate		Professional		All Students	
	M	F	M	F	M	F	M	F	M	F	M	F	M	F	M	F	M	F	M	F
	Drama (Acting)													0	0	15	14			15
	0		0		0		0		0		0		0		29		0		29	
Drama (Design - Costume)													0	0	1	4			1	4
	0		0		0		0		0		0		0		5		0		5	
Drama (Design - Lighting)													0	0	1	3			1	3
	0		0		0		0		0		0		0		4		0		4	
Drama (Design - Scenery)													0	0	3	1			3	1
	0		0		0		0		0		0		0		4		0		4	
Drama (Directing)													0	0	2	2			2	2
	0		0		0		0		0		0		0		4		0		4	
Earth and Space Sciences	3	1	3	3	10	5	20	21			1		37	30					37	30
	4		6		15		41		0		1		67		0		0		67	
Earth and Space Sciences (Biology)					1	1	2	5					3	6					3	6
	0		0		2		7		0		0		9		0		0		9	
Earth and Space Sciences (Environmental)			1		3		1	1					5	1					5	1
	0		1		3		2		0		0		6		0		0		6	
Earth and Space Sciences (Physics)			1		2	1	4	3					7	4					7	4
	0		1		3		7		0		0		11		0		0		11	

Note: Students with Double- or Triple-Majors are counted once in each major declared.

Declared Majors by Class Standing Seattle Campus

Wednesday, February 14, 2

College of Arts and Sciences

	Freshman		Sophomore		Junior		Senior		5th Year		Non-Matriculate		All Undergraduate		Graduate		Professional		All Students	
	M	F	M	F	M	F	M	F	M	F	M	F	M	F	M	F	M	F	M	F
Economics			23	9	143	71	337	148					503	228	62	31			565	259
	0		32		214		485		0		0		731		93		0		824	
English			7	11	44	107	116	236	1				168	354	60	78			228	432
	0		18		151		352		1		0		522		138		0		660	
English (Creative Writing)					2	6	5	12					7	18	12	18			19	36
	0		0		8		17		0		0		25		30		0		55	
English (English as 2nd Language)													0	0	6	22			6	22
	0		0		0		0		0		0		0		28		0		28	
English (Theory and Criticism)													0	0	2	1			2	1
	0		0		0		0		0		0		0		3		0		3	
English, Evening Degree Program					3	5	8	16	1	1			12	22					12	22
	0		0		8		24		2		0		34		0		0		34	
Ethnomusicology						1		3					0	4					0	4
	0		0		1		3		0		0		4		0		0		4	
Exchange - Arts and Sciences	2	3			40	79							42	82					42	82
	5		0		119		0		0		0		124		0		0		124	
Extended Pre Business Administration			1		7	9	1	4					9	13					9	13
	0		1		16		5		0		0		22		0		0		22	

Note: Students with Double- or Triple-Majors are counted once in each major declared.

Declared Majors by Class Standing Seattle Campus

Wednesday, February 14, 2

College of Arts and Sciences

	Freshman		Sophomore		Junior		Senior		5th Year		Non-Matriculate		All Undergraduate		Graduate		Professional		All Students	
	M	F	M	F	M	F	M	F	M	F	M	F	M	F	M	F	M	F	M	F
Extended Pre Engineering					22	12	14	4					36	16					36	16
	0		0		34		18		0		0		52		0		0		52	
Extended Pre Major			1	1	148	162	84	84					233	247					233	247
	0		2		310		168		0		0		480		0		0		480	
French		7	6	9	3	37	10	39					19	92					19	92
	7		15		40		49		0		0		111		0		0		111	
French Studies													0	0	7	10			7	10
	0		0		0		0		0		0		0		17		0		17	
General Studies					2	20	13	41					15	61					15	61
	0		0		22		54		0		0		76		0		0		76	
Geography	1	1	6	4	33	26	82	28					122	59	29	24			151	83
	2		10		59		110		0		0		181		53		0		234	
Geological Sciences							1						1	0	19	25			20	25
	0		0		0		1		0		0		1		44		0		45	
Geophysics													0	0	18	7			18	7
	0		0		0		0		0		0		0		25		0		25	
German Cultural Studies					1	2	1	4					2	6					2	6
	0		0		3		5		0		0		8		0		0		8	

Note: Students with Double- or Triple-Majors are counted once in each major declared.

Declared Majors by Class Standing Seattle Campus

Wednesday, February 14, 2

College of Arts and Sciences

	Freshman		Sophomore		Junior		Senior		5th Year		Non-Matriculate		All Undergraduate		Graduate		Professional		All Students	
	M	F	M	F	M	F	M	F	M	F	M	F	M	F	M	F	M	F	M	F
German Language and Literature				1	3	1	8	9					11	11					11	11
	0		1		4		17		0		0		22		0		0		22	
Germanics							1	1					1	1	6	16			7	17
	0		0		0		2		0		0		2		22		0		24	
Greek		1					2			1			2	2					2	2
	1		0		0		2		1		0		4		0		0		4	
Hispanic Studies											1		1	0	4	9			5	9
	0		0		0		0		0		1		1		13		0		14	
History			7	7	64	55	126	113					197	175	42	30			239	205
	0		14		119		239		0		0		372		72		0		444	
History and Philosophy of Science					1	1	1	3					2	4					2	4
	0		0		2		4		0		0		6		0		0		6	
Humanities, Evening Degree Program			2	1	9	15	11	13	2	1			24	30					24	30
	0		3		24		24		3		0		54		0		0		54	
International Studies (Asia)	3	13	14	11	16	24	38	37	1				72	85					72	85
	16		25		40		75		1		0		157		0		0		157	
International Studies (China)													0	0	12	8			12	8
	0		0		0		0		0		0		0		20		0		20	

Note: Students with Double- or Triple-Majors are counted once in each major declared.

Declared Majors by Class Standing Seattle Campus

Wednesday, February 14, 2

College of Arts and Sciences

	Freshman		Sophomore		Junior		Senior		5th Year		Non-Matriculate		All Undergraduate		Graduate		Professional		All Students	
	M	F	M	F	M	F	M	F	M	F	M	F	M	F	M	F	M	F	M	F
International Studies (Comp Religion)	1	1	2	3	10	14	25	26					38	44	6	11			44	55
		2		5		24		51		0		0		82		17		0		99
International Studies (Int Studies-GTTL)													0	0		1			0	1
	0		0		0		0		0		0		0		1		0			1
International Studies (Int. Studies)			4	5	15	19	49	89					68	113	16	22			84	135
	0		9		34		138		0		0		181		38		0			219
International Studies (Japan)													0	0	7	5			7	5
	0		0		0		0		0		0		0		12		0			12
International Studies (Jewish Studies)	1	2		2		2	4						5	6					5	6
		3		2		2	4		0		0		11		0		0			11
International Studies (Korea)													0	0	7	5			7	5
	0		0		0		0		0		0		0		12		0			12
International Studies (Latin America)	4	6	4	11	7	14	11	24					26	55					26	55
		10		15		21		35		0		0	81		0		0			81
International Studies(Rus, E.E.,&C.Asia)													0	0	8	18			8	18
	0		0		0		0		0		0		0		26		0			26
International Studies: Canada													0	1					0	1
	0		0		0		1		0		0		1		0		0			1

Note: Students with Double- or Triple-Majors are counted once in each major declared.

Declared Majors by Class Standing Seattle Campus

Wednesday, February 14, 2

College of Arts and Sciences

	Freshman		Sophomore		Junior		Senior		5th Year		Non-Matriculate		All Undergraduate		Graduate		Professional		All Students	
	M	F	M	F	M	F	M	F	M	F	M	F	M	F	M	F	M	F	M	F
International Studies: Europe		10	1	9	7	23	15	36					23	78					23	78
	10		10		30		51		0		0		101		0		0		101	
International Studies: Middle East													0	0	9	4			9	4
	0		0		0		0		0		0		0		13		0		13	
International Studies: South Asia													0	0	2	6			2	6
	0		0		0		0		0		0		0		8		0		8	
International Studies: Southeast Asia							1						1	0					1	0
	0		0		0		1		0		0		1		0		0		1	
Italian		1		1	1	5	3	6	1				5	13					5	13
	1		1		6		9		1		0		18		0		0		18	
Italian Studies													0	0	2	4			2	4
	0		0		0		0		0		0		0		6		0		6	
Japanese					6	5	33	20					39	25					39	25
	0		0		11		53		0		0		64		0		0		64	
Korean							2	4					2	4					2	4
	0		0		0		6		0		0		6		0		0		6	
Latin																				
	1	1					3	1		1			4	3					4	3
	2		0		0		4		1		0		7		0		0		7	

Note: Students with Double- or Triple-Majors are counted once in each major declared.

Declared Majors by Class Standing Seattle Campus

Wednesday, February 14, 2

College of Arts and Sciences

	Freshman		Sophomore		Junior		Senior		5th Year		Non-Matriculate		All Undergraduate		Graduate		Professional		All Students	
	M	F	M	F	M	F	M	F	M	F	M	F	M	F	M	F	M	F	M	F
Law, Societies, and Justice					7	17	34	61					41	78					41	78
	0		0		24		95		0		0		119		0		0		119	
Linguistics			2	1	2	23	38	38	2	1			43	64	25	15			68	79
	0		3		25		76		2	1			107		40		0		147	
Mathematics			3		36	23	86	53	1	6			131	77	70	20			201	97
	0		3		59		139		1	6			208		90		0		298	
Mathematics (Comprehensive)			3		19	3	32	3					54	6					54	6
	0		3		22		35		0	0			60		0		0		60	
Mathematics (Liberal Arts)							1						1	0					1	0
	0		0		0		1		0	0			1		0		0		1	
Mathematics (Mathematical Sciences)							1						1	0					1	0
	0		0		0		1		0	0			1		0		0		1	
Mathematics (Philosophy)	1				1		3	2					5	2					5	2
	1		0		1		5		0	0			7		0		0		7	
Mathematics (Pure Mathematics)							2						2	0					2	0
	0		0		0		2		0	0			2		0		0		2	
Mathematics (Teacher Preparation)			2		3	2	6	5					9	9					9	9
	0		2		5		11		0	0			18		0		0		18	

Note: Students with Double- or Triple-Majors are counted once in each major declared.

Declared Majors by Class Standing Seattle Campus

Wednesday, February 14, 2

College of Arts and Sciences

	Freshman		Sophomore		Junior		Senior		5th Year		Non-Matriculate		All Undergraduate		Graduate		Professional		All Students	
	M	F	M	F	M	F	M	F	M	F	M	F	M	F	M	F	M	F	M	F
Medical Speech-Language Pathology													0	0	3	20			3	20
	0		0		0		0		0		0		0		23		0		23	
Microbiology				1	13	22	38	67	1	2			52	92					52	92
	0		1		35		105		3		0		144		0		0		144	
Music	2	4	5	8	14	10	25	23			1	2	47	47					47	47
	6		13		24		48		0		3		94		0		0		94	
Music (Brass)													0	0	7	1			7	1
	0		0		0		0		0		0		0		8		0		8	
Music (Choral Conducting)													0	0	9	7			9	7
	0		0		0		0		0		0		0		16		0		16	
Music (Composition)													0	0	5	3			5	3
	0		0		0		0		0		0		0		8		0		8	
Music (Education)													0	0	9	8			9	8
	0		0		0		0		0		0		0		17		0		17	
Music (Ethnomusicology)													0	0	10	9			10	9
	0		0		0		0		0		0		0		19		0		19	
Music (Guitar)													8	1					8	1
	1				2	1	5						8	1					8	1
	1		0		3		5		0		0		9		0		0		9	

Note: Students with Double- or Triple-Majors are counted once in each major declared.

Declared Majors by Class Standing Seattle Campus

Wednesday, February 14, 2

College of Arts and Sciences

	Freshman		Sophomore		Junior		Senior		5th Year		Non-Matriculate		All Undergraduate		Graduate		Professional		All Students	
	M	F	M	F	M	F	M	F	M	F	M	F	M	F	M	F	M	F	M	F
	Music (Instrumental Conducting)													0	0	7	3			7
	0		0		0		0		0		0		0		10		0		10	
Music (Jazz Studies)	5		3	2	5		10	2	1				24	4					24	4
	5		5		5		12		1		0		28		0		0		28	
Music (Opera Production)													0	0	1				1	0
	0		0		0		0		0		0		0		1		0		1	
Music (Organ)													0	0	3	5			3	5
	0		0		0		0		0		0		0		8		0		8	
Music (Percussion)													0	0	3	2			3	2
	0		0		0		0		0		0		0		5		0		5	
Music (Piano)													0	0	3	16			3	16
	0		0		0		0		0		0		0		19		0		19	
Music (Strings)													0	0	4	4			4	4
	0		0		0		0		0		0		0		8		0		8	
Music (Theory)													0	0	6				6	0
	0		0		0		0		0		0		0		6		0		6	
Music (Voice)													0	0	5	14			5	14
	0		0		0		0		0		0		0		19		0		19	

Note: Students with Double- or Triple-Majors are counted once in each major declared.

Declared Majors by Class Standing Seattle Campus

Wednesday, February 14, 2

College of Arts and Sciences

	Freshman		Sophomore		Junior		Senior		5th Year		Non-Matriculate		All Undergraduate		Graduate		Professional		All Students	
	M	F	M	F	M	F	M	F	M	F	M	F	M	F	M	F	M	F	M	F
Music (Woodwinds)													0	0	3	10			3	10
	0		0		0		0		0		0		0		13		0		13	
Music History													0	0	4	6			4	6
	0		0		0		0		0		0		0		10		0		10	
Near Eastern Languages & Civilization				1	4	7	3	4		2	1		8	14	3				11	14
	0		1		11		7		2		1		22		3		0		25	
Near Eastern Studies: Biblical & Ancient			1				4						1	4					1	4
	0		1		0		4		0		0		5		0		0		5	
Near Eastern Studies: Comp Islamic St				1	1		3	3					5	3					5	3
	0		1		1		6		0		0		8		0		0		8	
Near Eastern Studies: Culture & Civ	1	1		1		2	1	5					2	9					2	9
	2		1		2		6		0		0		11		0		0		11	
Near Eastern Studies: Lang & Civ		5	5	2	4	4	7	11					16	22					16	22
	5		7		8		18		0		0		38		0		0		38	
Neurobiology			1	1	8	12	40	42	1	2			50	57					50	57
	0		2		20		82		3		0		107		0		0		107	
Norwegian				1	2	1	1	3					3	5					3	5
	0		1		3		4		0		0		8		0		0		8	

Note: Students with Double- or Triple-Majors are counted once in each major declared.

Declared Majors by Class Standing Seattle Campus

Wednesday, February 14, 2

College of Arts and Sciences

	Freshman		Sophomore		Junior		Senior		5th Year		Non-Matriculate		All Undergraduate		Graduate		Professional		All Students	
	M	F	M	F	M	F	M	F	M	F	M	F	M	F	M	F	M	F	M	F
Philosophy			5	3	51	18	86	38					142	59	17	8			159	67
	0		8		69		124		0		0		201		25		0		226	
Physics	38	5	38	13	60	15	114	30	4	4	4	2	258	69	131	26			389	95
	43		51		75		144		8		6		327		157		0		484	
Physics (Nanotechnology)													0	0	1				1	0
	0		0		0		0		0		0		0		1		0		1	
Political Science			19	30	152	113	240	227					411	370	47	38			458	408
	0		49		265		467		0		0		781		85		0		866	
Political Science (Political Comm)							1						1	0					1	0
	0		0		0		1		0		0		1		0		0		1	
Political Science (Political Economy)					7		12	9					19	9					19	9
	0		0		7		21		0		0		28		0		0		28	
Political Science, Evening Degree Program							1						0	1					0	1
	0		0		0		1		0		0		1		0		0		1	
Postbaccalaureate Study									16	8			16	8					16	8
	0		0		0		0		24		0		24		0		0		24	
Pre Architecture & Urban Planning	71	50	65	38	34	25							170	113					170	113
	121		103		59		0		0		0		283		0		0		283	

Note: Students with Double- or Triple-Majors are counted once in each major declared.

Declared Majors by Class Standing Seattle Campus

Wednesday, February 14, 2

College of Arts and Sciences

	Freshman		Sophomore		Junior		Senior		5th Year		Non-Matriculate		All Undergraduate		Graduate		Professional		All Students	
	M	F	M	F	M	F	M	F	M	F	M	F	M	F	M	F	M	F	M	F
Pre Arts	85	119	45	93	23	47	2						155	259					155	259
	204		138		70		2		0		0		414		0		0		414	
Pre Business Administration	9	8	24	17	19	8							52	33					52	33
	17		41		27		0		0		0		85		0		0		85	
Pre Education										1			0	1					0	1
	0		0		0		0		1		0		1		0		0		1	
Pre Engineering	501	114	521	145	255	62	5	1					1282	322					1282	322
	615		666		317		6		0		0		1604		0		0		1604	
Pre Environmental Health		1	1	2		1							1	4					1	4
	1		3		1		0		0		0		5		0		0		5	
Pre Health Sciences	143	243	101	142	25	57	1			1			270	443					270	443
	386		243		82		1		1		0		713		0		0		713	
Pre Humanities	51	112	53	94	46	54	1	1					151	261					151	261
	163		147		100		2		0		0		412		0		0		412	
Pre Major (Arts & Sciences)	556	698	633	687	304	286	1	5					1494	1676					1494	1676
	1254		1320		590		6		0		0		3170		0		0		3170	
Pre Major, Evening Degree Program						2		1					0	3					0	3
	0		0		2		1		0		0		3		0		0		3	

Note: Students with Double- or Triple-Majors are counted once in each major declared.

Declared Majors by Class Standing Seattle Campus

Wednesday, February 14, 2

College of Arts and Sciences

	Freshman		Sophomore		Junior		Senior		5th Year		Non-Matriculate		All Undergraduate		Graduate		Professional		All Students	
	M	F	M	F	M	F	M	F	M	F	M	F	M	F	M	F	M	F	M	F
Pre Nursing	7	127	16	130	10	89	2	24					35	370					35	370
		134		146		99		26		0		0		405		0		0		405
Pre Sciences	276	405	238	326	115	122	4		2				635	853					635	853
		681		564		237		4		2		0		1488		0		0		1488
Pre Social Sciences	231	325	183	284	151	248	3	8					568	865					568	865
		556		467		399		11		0		0		1433		0		0		1433
Psychology			2	11	54	148	120	329	1	1			177	489	25	68			202	557
	0			13		202		449		2		0		666		93		0		759
Psychology (Clinical Psychology)													0	0	3	15			3	15
	0		0		0		0		0		0		0		18		0			18
Psychology, Evening Degree Program								1					0	1					0	1
	0		0		0		1		0		0		1		0		0			1
Romance Linguistics					1	2	1	1					2	3					2	3
	0		0		3		2		0		0		5		0		0			5
Russian Language, Literature, & Culture	1		2	5	1	10	7	2					11	17					11	17
	1		7		11		9		0		0		28		0		0			28
Scandinavian (Area Studies)													0	0	2	4			2	4
	0		0		0		0		0		0		0		6		0			6

Note: Students with Double- or Triple-Majors are counted once in each major declared.

Declared Majors by Class Standing Seattle Campus

Wednesday, February 14, 2

College of Arts and Sciences

	Freshman		Sophomore		Junior		Senior		5th Year		Non-Matriculate		All Undergraduate		Graduate		Professional		All Students	
	M	F	M	F	M	F	M	F	M	F	M	F	M	F	M	F	M	F	M	F
Scandinavian (Languages & Literatures)													0	0	2	5			2	5
	0		0		0		0		0		0		0		7		0		7	
Scandinavian Area Studies		1		2	1	4	2	10					3	17					3	17
	1		2		5		12		0		0		20		0		0		20	
Slavic Languages and Literatures			1		1	4	4						5	5	3	5			8	10
	0		1		1	8		0		0			10		8		0		18	
Social Sciences, Evening Degree Program		1	8	7	32	68	37	57	3				80	133					80	133
	1		15		100		94		3		0		213		0		0		213	
Sociology			1	4	25	72	92	200					118	276	31	45			149	321
	0		5		97		292		0		0		394		76		0		470	
Sociology, Evening Degree Program					1	1							1	1					1	1
	0		0		2		0		0		0		2		0		0		2	
Sociology: Global and Social Change							2	1					2	1					2	1
	0		0		0		3		0		0		3		0		0		3	
Sociology: Individual and Society							1						1	0					1	0
	0		0		0		1		0		0		1		0		0		1	
Sociology: Law, Society & Social Policy							4	2					4	2					4	2
	0		0		0		6		0		0		6		0		0		6	

Note: Students with Double- or Triple-Majors are counted once in each major declared.

Declared Majors by Class Standing Seattle Campus

Wednesday, February 14, 2

College of Arts and Sciences

	Freshman		Sophomore		Junior		Senior		5th Year		Non-Matriculate		All Undergraduate		Graduate		Professional		All Students	
	M	F	M	F	M	F	M	F	M	F	M	F	M	F	M	F	M	F	M	F
Spanish				1	5	9	17	48					22	58					22	58
	0		1		14		65		0		0		80		0		0		80	
Speech and Hearing Sci (Com Disorders)				1	2	18	2	47	1	6			5	72					5	72
	0		1		20		49		7		0		77		0		0		77	
Speech and Hearing Sciences				1	1	7	2	4	2	18			5	30	9	60			14	90
	0		1		8		6		20		0		35		69		0		104	
Statistics					5		13	4				1	18	5	29	20			47	25
	0		0		5		17		0		1		23		49		0		72	
Swedish	1	3	1	1		3		4					2	11					2	11
	4		2		3		4		0		0		13		0		0		13	
Visiting Arts & Sciences																				
	4	6	4	6	3	6							11	18					11	18
	10		10		9		0		0		0		29		0		0		29	
Women Studies		4		5		20	1	32					1	61	1	16			2	77
	4		5		20		33		0		0		62		17		0		79	
Zoology							1	2				1	1	3	33	35			34	38
	0		0		0		3		0		1		4		68		0		72	

Note: Students with Double- or Triple-Majors are counted once in each major declared.

Declared Majors by Class Standing Seattle Campus

Wednesday, February 14, 2

College of Education

	Freshman		Sophomore		Junior		Senior		5th Year		Non-Matriculate		All Undergraduate		Graduate		Professional		All Students	
	M	F	M	F	M	F	M	F	M	F	M	F	M	F	M	F	M	F	M	F
	Education											9	27	9	27	80	195			89
	0		0		0		0		0		36		36		275		0		311	
Education (Curriculum & Instruction)													0	0	37	97			37	97
	0		0		0		0		0		0		0		134		0		134	
Education (Educ Leadership & Policy Std)													0	0	49	97			49	97
	0		0		0		0		0		0		0		146		0		146	
Education (Educational Psychology)													0	0	6	35			6	35
	0		0		0		0		0		0		0		41		0		41	
Education (Initial Certificate)									1				0	1					0	1
	0		0		0		0		1		0		1		0		0		1	
Education (Special Education)													0	0	16	70			16	70
	0		0		0		0		0		0		0		86		0		86	
Education Fifth Year,Continuing)									1	1			1	1					1	1
	0		0		0		0		2		0		2		0		0		2	
Education, Evening Degree Program													0	0	5	7			5	7
	0		0		0		0		0		0		0		12		0		12	
Intercollegiate Athletics Leadership													0	0	13	13			13	13
	0		0		0		0		0		0		0		26		0		26	

Note: Students with Double- or Triple-Majors are counted once in each major declared.

Declared Majors by Class Standing Seattle Campus

Wednesday, February 14, 2

College of Education

Freshman		Sophomore		Junior		Senior		5th Year		Non-Matriculate		All Undergraduate		Graduate		Professional		All Students	
M	F	M	F	M	F	M	F	M	F	M	F	M	F	M	F	M	F	M	F

Note: Students with Double- or Triple-Majors are counted once in each major declared.

Declared Majors by Class Standing Seattle Campus

Wednesday, February 14, 2

College of Engineering	Freshman		Sophomore		Junior		Senior		5th Year		Non-Matriculate		All Undergraduate		Graduate		Professional		All Students	
	M	F	M	F	M	F	M	F	M	F	M	F	M	F	M	F	M	F	M	F
	Aeronautics & Astronautics			4	1	26	6	50	12	2		6		88	19	74	5			162
	0		5		32		62		2		6		107		79		0		186	
Aeronautics & Astronautics (Televised)											13	2	13	2	31	3			44	5
	0		0		0		0		0		15		15		34		0		49	
Aerospace Engineering													0	0	8				8	0
	0		0		0		0		0		0		0		8		0		8	
Chemical Engineering			4	2	15	10	60	29					79	41	40	13			119	54
	0		6		25		89		0		0		120		53		0		173	
Civil Engineering				1	59	17	93	20	6	1	4	2	162	41	109	42			271	83
	0		1		76		113		7		6		203		151		0		354	
Computer Engineering	3	1	19	3	33	4	85	21	1				141	29					141	29
	4		22		37		106		1		0		170		0		0		170	
Computer Science & Engineering													0	0	118	37			118	37
	0		0		0		0		0		0		0		155		0		155	
Computer Science & Engineering, Evening											1	1	1	1	111	15			112	16
	0		0		0		0		0		2		2		126		0		128	
Electrical Engineering	12		31	7	114	14	251	28	1		2	1	411	50	203	46			614	96
	12		38		128		279		1		3		461		249		0		710	

Note: Students with Double- or Triple-Majors are counted once in each major declared.

Declared Majors by Class Standing Seattle Campus

Wednesday, February 14, 2

College of Engineering	Freshman		Sophomore		Junior		Senior		5th Year		Non-Matriculate		All Undergraduate		Graduate		Professional		All Students	
	M	F	M	F	M	F	M	F	M	F	M	F	M	F	M	F	M	F	M	F
	Electrical Engineering (Nanotechnology)													0	0	3	3			3
	0		0		0		0		0		0		0		6		0		6	
Engineering (Civil Engineering)													0	0	12	9			12	9
	0		0		0		0		0		0		0		21		0		21	
Engineering (Inter Engineering)													0	0	3	1			3	1
	0		0		0		0		0		0		0		4		0		4	
Engineering (Manufacturing Engineering)												3	3	0	4				7	0
	0		0		0		0		0		3		3		4		0		7	
Engineering (Mechanical Engineering)													0	0	3				3	0
	0		0		0		0		0		0		0		3		0		3	
Exchange - Engineering					4								4	0					4	0
	0		0		4		0		0		0		4		0		0		4	
Industrial Engineering	1		5	6	10	11	34	16					50	33	17	10			67	43
	1		11		21		50		0		0		83		27		0		110	
Mat Sci & Engineering (Nanotechnology)													0	0	1				1	0
	0		0		0		0		0		0		0		1		0		1	
Materials Science & Engineering			3	2	19	4	39	17	1		2		64	23					64	23
	0		5		23		56		1		2		87		0		0		87	

Note: Students with Double- or Triple-Majors are counted once in each major declared.

Declared Majors by Class Standing Seattle Campus

Wednesday, February 14, 2013

College of Engineering

	Freshman		Sophomore		Junior		Senior		5th Year		Non-Matriculate		All Undergraduate		Graduate		Professional		All Students	
	M	F	M	F	M	F	M	F	M	F	M	F	M	F	M	F	M	F	M	F
Materials Science & Engr (Televised)													0	0		1			0	1
	0		0		0		0		0		0		0		1		0		1	
Materials Science & Engr(Materials Engr)													0	0	52	15			52	15
	0		0		0		0		0		0		0		67		0		67	
Mechanical Engineering			11	1	68	5	106	15	1		10		196	21	110	33			306	54
	0		12		73		121		1		10		217		143		0		360	
Technical Communication					2	8	14	9			6	12	22	29	22	36			44	65
	0		0		10		23		0		18		51		58		0		109	

Note: Students with Double- or Triple-Majors are counted once in each major declared.

Declared Majors by Class Standing Seattle Campus

Wednesday, February 14, 2018

College of Forest Resources

	Freshman		Sophomore		Junior		Senior		5th Year		Non-Matriculate		All Undergraduate		Graduate		Professional		All Students	
	M	F	M	F	M	F	M	F	M	F	M	F	M	F	M	F	M	F	M	F
Environmental Horticulture & Urban For								1					0	1					0	1
	0		0		0		1		0		0		1		0		0		1	
Environmental Science and Resource Mgmt	2	3	4	6	24	17	40	23	1	2			71	51					71	51
	5		10		41		63		3		0		122		0		0		122	
Forest Management							2						2	0					2	0
	0		0		0		2		0		0		2		0		0		2	
Forest Res (Environmental Horticulture)													0	0	4	1			4	1
	0		0		0		0		0		0		0		5		0		5	
Forest Resources											1		1	0	66	66			67	66
	0		0		0		0		0		1		1		132		0		133	
Forest Resources (Paper Science & Engr)	10	2	4	2	12	4	15	5					41	13					41	13
	12		6		16		20		0		0		54		0		0		54	
Forest Resources (PSE: Business Option)							3						3	0					3	0
	0		0		0		3		0		0		3		0		0		3	
Forest Resources: Forest Management													0	0	1				1	0
	0		0		0		0		0		0		0		1		0		1	
Forest Resources:Urban Horticulture													0	0		1			0	1
	0		0		0		0		0		0		0		1		0		1	

Note: Students with Double- or Triple-Majors are counted once in each major declared.

Declared Majors by Class Standing Seattle Campus

Wednesday, February 14, 2

College of Forest Resources

	Freshman		Sophomore		Junior		Senior		5th Year		Non-Matriculate		All Undergraduate		Graduate		Professional		All Students	
	M	F	M	F	M	F	M	F	M	F	M	F	M	F	M	F	M	F	M	F

Pre Forestry (Forest Resources)

	1												1	0					1	0
		1		0		0		0					0		0				1	

Wildlife Science

							3			1			3	1					3	1
		0		0		0		3		1			4		0		0		4	

Note: Students with Double- or Triple-Majors are counted once in each major declared.

Declared Majors by Class Standing Seattle Campus

Wednesday, February 14, 2019

College of Ocean and Fisheries Sciences

Freshman		Sophomore		Junior		Senior		5th Year		Non-Matriculate		All Undergraduate		Graduate		Professional		All Students	
M	F	M	F	M	F	M	F	M	F	M	F	M	F	M	F	M	F	M	F
8	13	9	14	15	16	35	15	1		1		69	58	49	49			118	107
	21		23		31		50		1		1		127		98		0		225
6	10	3	11	9	12	12	13	1	2		1	31	49	25	47			56	96
	16		14		21		25		3		1		80		72		0		152
											1	0	1	17	28			17	29
0		0		0		0		0		1		1		45		0			46

Note: Students with Double- or Triple-Majors are counted once in each major declared.

Declared Majors by Class Standing Seattle Campus

Wednesday, February 14, 2

Interdisciplinary Graduate Programs

	Freshman		Sophomore		Junior		Senior		5th Year		Non-Matriculate		All Undergraduate		Graduate		Professional		All Students	
	M	F	M	F	M	F	M	F	M	F	M	F	M	F	M	F	M	F	M	F
	Biology Teaching											1	0	1	2	7				2
	0		0		0		0		0		1		1	9		0			10	
Biomolecular Structure and Design													0	0	23	10			23	10
	0		0		0		0		0		0		0	33		0			33	
Conservation Biology													0	0	5				0	5
	0		0		0		0		0		0		0	5		0			5	
Environmental Management													0	0	2	3			2	3
	0		0		0		0		0		0		0	5		0			5	
Global and Environmental Chemistry													0	0	2	1			2	1
	0		0		0		0		0		0		0	3		0			3	
Global Trade, Transportation & Logistics													0	0	17	11			17	11
	0		0		0		0		0		0		0	28		0			28	
Graduate Unassigned													0	0	7	4			7	4
	0		0		0		0		0		0		0	11		0			11	
Graduate Visiting													0	0	43	22			43	22
	0		0		0		0		0		0		0	65		0			65	
Health Administration Group											2	3	2	3	48	44			50	47
	0		0		0		0		0		5		5	92		0			97	

Note: Students with Double- or Triple-Majors are counted once in each major declared.

Declared Majors by Class Standing Seattle Campus

Wednesday, February 14, 2

Interdisciplinary Graduate Programs

	Freshman		Sophomore		Junior		Senior		5th Year		Non-Matriculate		All Undergraduate		Graduate		Professional		All Students	
	M	F	M	F	M	F	M	F	M	F	M	F	M	F	M	F	M	F	M	F
Individual PhD													0	0	1	4			1	4
MOLECULAR AND CELLULAR BIO (FHCRC)	0		0		0		0		0		0		0		5		0		5	
Molecular and Cellular Biology	0		0		0		0		0		0		0		72		0		72	
Museology	0		0		0		0		0		0		0		88		0		88	
Near & Middle Eastern Studies	0		0		0		0		0		0		0		56		0		56	
Neurobiology & Behavior	0		0		0		0		0		0		0		14		0		14	
Nutritional Science	0		0		0		0		0		0		0		72		0		72	
Public Health Genetics	0		0		0		0		0		0		0		38		0		38	
Public Health Pathobiology	0		0		0		0		0		0		0		12		0		12	
	0		0		0		0		0		0		0		43		0		43	

Note: Students with Double- or Triple-Majors are counted once in each major declared.

Declared Majors by Class Standing Seattle Campus

Wednesday, February 14, 2018

Interdisciplinary Undergraduate Studies

	Freshman		Sophomore		Junior		Senior		5th Year		Non-Matriculate		All Undergraduate		Graduate		Professional		All Students	
	M	F	M	F	M	F	M	F	M	F	M	F	M	F	M	F	M	F	M	F
Academy for Young Scholars	12	18	13	18	7	5							32	41					32	41
		30		31		12		0		0		0		73		0		0		73
Center for Study of Capable Youth	5	5	8	2	3	3							16	10					16	10
		10		10		6		0		0		0		26		0		0		26
Environmental St: Ecology & Conservation					4	7	7	12					11	19					11	19
	0		0		11		19		0		0		30		0		0		30	
Environmental St: Internatl Perspectives					1	3	1	4					2	7					2	7
	0		0		4		5		0		0		9		0		0		9	
Environmental St: Population and Health							1	10					1	10					1	10
	0		0		0		11		0		0		11		0		0		11	
Environmental St: Resources			1	1	2		5	4					8	5					8	5
	0		2		2		9		0		0		13		0		0		13	
Environmental Studies	3	11	3	10	6	17	3	2					15	40					15	40
	14		13		23		5		0		0		55		0		0		55	
Non Matriculated											549	493	549	493					549	493
	0		0		0		0		0		1042		1042		0		0		1042	
Policy Dimensions of the Earth Sciences													0	0	2	2			2	2
	0		0		0		0		0		0		0		4		0		4	

Note: Students with Double- or Triple-Majors are counted once in each major declared.

Declared Majors by Class Standing Seattle Campus

Wednesday, February 14, 2

Interdisciplinary Undergraduate Studies

Freshman	Sophomore		Junior		Senior		5th Year		Non-Matriculate		All Undergraduate		Graduate		Professional		All Students		
M	F	M	F	M	F	M	F	M	F	M	F	M	F	M	F	M	F	M	F
										21	26	21	26					21	26
	0		0		0		0		0		47		47		0		0		47

Visiting undergraduate interdisciplinary

Note: Students with Double- or Triple-Majors are counted once in each major declared.

Declared Majors by Class Standing Seattle Campus

Wednesday, February 14, 2

Interschool or Intercollege Programs

	Freshman		Sophomore		Junior		Senior		5th Year		Non-Matriculate		All Undergraduate		Graduate		Professional		All Students	
	M	F	M	F	M	F	M	F	M	F	M	F	M	F	M	F	M	F	M	F
Bioengineering	1	1	10	4	19	7	40	27					70	39	50	46			120	85
		2		14		26		67		0		0		109		96		0		205
Bioengineering (Engineering & Medicine)													0	0	1	1			1	1
	0		0		0		0		0		0		0		2		0			2
Bioengineering (Nanotechnology)													0	0	2	1			2	1
	0		0		0		0		0		0		0		3		0			3
Dentistry/Oral Biology													0	0	1				1	0
	0		0		0		0		0		0		0		1		0			1
Entrepreneurship in Technology													0	0	2				2	0
	0		0		0		0		0		0		0		2		0			2
Health Services/Business Administration													0	0	3	1			3	1
	0		0		0		0		0		0		0		4		0			4
International Studies/Business Admin													0	0	3	1			3	1
	0		0		0		0		0		0		0		4		0			4
International Studies/Public Affairs													0	0	8	15			8	15
	0		0		0		0		0		0		0		23		0			23
Medical Engineering											8	4	8	4	18	13			26	17
	0		0		0		0		0		12		12		31		0			43

Note: Students with Double- or Triple-Majors are counted once in each major declared.

Declared Majors by Class Standing Seattle Campus

Wednesday, February 14, 2

Interschool or Intercollege Programs

	Freshman		Sophomore		Junior		Senior		5th Year		Non-Matriculate		All Undergraduate		Graduate		Professional		All Students	
	M	F	M	F	M	F	M	F	M	F	M	F	M	F	M	F	M	F	M	F
	Nursing/Health Services													0	0		2			0
	0		0		0		0		0		0		0		2		0			2
Public Affairs/Environmental Health													0	0		2			0	2
	0		0		0		0		0		0		0		2		0			2
Public Affairs/Forest Resources													0	0	3	2			3	2
	0		0		0		0		0		0		0		5		0			5
Public Affairs/Health Administration													0	0	1	1			1	1
	0		0		0		0		0		0		0		2		0			2
Public Affairs/Health Services													0	0	2	1			2	1
	0		0		0		0		0		0		0		3		0			3
Social Work/Public Health													0	0		5			0	5
	0		0		0		0		0		0		0		5		0			5
Urban Planning/Public Administration													0	0	3	6			3	6
	0		0		0		0		0		0		0		9		0			9

Note: Students with Double- or Triple-Majors are counted once in each major declared.

Declared Majors by Class Standing Seattle Campus

Wednesday, February 14, 2

School of Business Administration

	Freshman		Sophomore		Junior		Senior		5th Year		Non-Matriculate		All Undergraduate		Graduate		Professional		All Students	
	M	F	M	F	M	F	M	F	M	F	M	F	M	F	M	F	M	F	M	F
Accounting			17	17	103	103	135	127		6			255	253					255	253
	0		34		206		262		6		0		508		0		0		508	
Accounting (Auditing & Assurance)													0	0	25	19			25	19
	0		0		0		0		0		0		0		44		0		44	
Accounting (Taxation)													0	0	21	26			21	26
	0		0		0		0		0		0		0		47		0		47	
Bus Admin (Human Resources Management)					4	17	9	27					13	44					13	44
	0		0		21		36		0		0		57		0		0		57	
Business Administration	19	24	52	57	68	63	39	35	1				179	179					179	179
	43		109		131		74		1		0		358		0		0		358	
Business Admin (Entrepreneurship)			2	1	29	16	42	23					73	40					73	40
	0		3		45		65		0		0		113		0		0		113	
Business Administration											1		1	0	125	87			126	87
	0		0		0		0		0		1		1		212		0		213	
Business Administration (Doctoral)													0	0	53	31			53	31
	0		0		0		0		0		0		0		84		0		84	
Business Administration (Executive)													0	0	106	48			106	48
	0		0		0		0		0		0		0		154		0		154	

Note: Students with Double- or Triple-Majors are counted once in each major declared.

Declared Majors by Class Standing Seattle Campus

Wednesday, February 14, 2

School of Business Administration

	Freshman		Sophomore		Junior		Senior		5th Year		Non-Matriculate		All Undergraduate		Graduate		Professional		All Students			
	M	F	M	F	M	F	M	F	M	F	M	F	M	F	M	F	M	F	M	F		
Business Administration (Finance)			6	5	102	63	194	121		1			302	190							302	190
	0		11		165		315		1		0		492		0		0				492	
Business Administration (Info Systems)													0	0	1						1	0
	0		0		0		0		0		0		0		1		0				1	
Business Administration (Inform Systems)					12	9	61	33					73	42	1	1					74	43
	0		0		21		94		0		0		115		2		0				117	
Business Administration (Marketing)			3	5	47	83	85	124					135	212							135	212
	0		8		130		209		0		0		347		0		0				347	
Business, Evening Degree Program (MBA)													0	0	111	42					111	42
	0		0		0		0		0		0		0		153		0				153	
Certificate in International Business			3	2	13	19	35	50					51	71							51	71
	0		5		32		85		0		0		122		0		0				122	
Exchange - Business administration					1	4							1	4							1	4
	0		0		5		0		0		0		5		0		0				5	
Global Executive MBA													0	0	31	3					31	3
	0		0		0		0		0		0		0		34		0				34	
Global MBA													0	0		1					0	1
	0		0		0		0		0		0		0		1		0				1	

Note: Students with Double- or Triple-Majors are counted once in each major declared.

Declared Majors by Class Standing Seattle Campus

Wednesday, February 14, 2020

School of Business Administration

Freshman		Sophomore		Junior		Senior		5th Year		Non-Matriculate		All Undergraduate		Graduate		Professional		All Students	
M	F	M	F	M	F	M	F	M	F	M	F	M	F	M	F	M	F	M	F
												0	0	127	30			127	30
0		0		0		0		0		0		0		157		0		157	

Technology Management MBA

Note: Students with Double- or Triple-Majors are counted once in each major declared.

Declared Majors by Class Standing Seattle Campus

Wednesday, February 14, 2

School of Dentistry

	Freshman		Sophomore		Junior		Senior		5th Year		Non-Matriculate		All Undergraduate		Graduate		Professional		All Students	
	M	F	M	F	M	F	M	F	M	F	M	F	M	F	M	F	M	F	M	F
	Dentistry													0	0			142	77	142
	0		0		0		0		0		0		0		0		219		219	
Dentistry (with Certificate)													0	0	1				0	1
	0		0		0		0		0		0		0	1	0				1	
Endodontics													0	0	5	2			5	2
	0		0		0		0		0		0		0	7	0				7	
Oral Biology													0	0	10	10	1		10	11
	0		0		0		0		0		0		0	20	1				21	
Oral Medicine													0	0	2	5			2	5
	0		0		0		0		0		0		0	7	0				7	
Orthodontics													0	0	5	5			5	5
	0		0		0		0		0		0		0	10	0				10	
Pediatric Dentistry													0	0	2	8			2	8
	0		0		0		0		0		0		0	10	0				10	
Periodontics													0	0	5	5			5	5
	0		0		0		0		0		0		0	10	0				10	
Prosthodontics													0	0	10	2			10	2
	0		0		0		0		0		0		0	12	0				12	

Note: Students with Double- or Triple-Majors are counted once in each major declared.

Declared Majors by Class Standing Seattle Campus

Wednesday, February 14, 2

School of Dentistry

Freshman		Sophomore		Junior		Senior		5th Year		Non-Matriculate		All Undergraduate		Graduate		Professional		All Students	
M	F	M	F	M	F	M	F	M	F	M	F	M	F	M	F	M	F	M	F

Note: Students with Double- or Triple-Majors are counted once in each major declared.

Declared Majors by Class Standing Seattle Campus

Wednesday, February 14, 2

School of Law

	Freshman		Sophomore		Junior		Senior		5th Year		Non-Matriculate		All Undergraduate		Graduate		Professional		All Students	
	M	F	M	F	M	F	M	F	M	F	M	F	M	F	M	F	M	F	M	F
	Exchange - Law													0	0			2		2
Law	0		0		0		0		0		0		0		0		2		2	
Law (Intellectual Property)													0	0	16	10	216	278	232	288
	0		0		0		0		0		0		0		26		494		520	
Law (Taxation)													0	0	26	15			26	15
	0		0		0		0		0		0		0		41		0		41	
Law Concurrent Degree Program													0	0	33	40			33	40
	0		0		0		0		0		0		0		73		0		73	
Law Visiting													0	0	17	21			17	21
	0		0		0		0		0		0		0		38		0		38	
									1				1	0					1	0
	0		0		0		0		1		0		1		0		0		1	

Note: Students with Double- or Triple-Majors are counted once in each major declared.

Declared Majors by Class Standing Seattle Campus

Wednesday, February 14, 2

School of Medicine	Freshman		Sophomore		Junior		Senior		5th Year		Non-Matriculate		All Undergraduate		Graduate		Professional		All Students	
	M	F	M	F	M	F	M	F	M	F	M	F	M	F	M	F	M	F	M	F
	Biochemistry													0	0	41	15			41
	0		0		0		0		0		0		0		56		0		56	
Biological Structure													0	0	2	2			2	2
	0		0		0		0		0		0		0		4		0		4	
Biomedical and Health Informatics													0	0	15	9			15	9
	0		0		0		0		0		0		0		24		0		24	
Comparative Medicine													0	0		2			0	2
	0		0		0		0		0		0		0		2		0		2	
Genetics													0	0	3	2			3	2
	0		0		0		0		0		0		0		5		0		5	
Genome Sciences											1		1	0	33	14			34	14
	0		0		0		0		0		1		1		47		0		48	
Immunology													0	0	19	18			19	18
	0		0		0		0		0		0		0		37		0		37	
Laboratory Medicine												1	0	1	2	5			2	6
	0		0		0		0		0		1		1		7		0		8	
Medex (Medex Certificate Program)													16	5					16	5
	9	2	7	3									16	5					16	5
	11		10		0		0		0		0		21		0		0		21	

Note: Students with Double- or Triple-Majors are counted once in each major declared.

Declared Majors by Class Standing Seattle Campus

Wednesday, February 14, 2

School of Medicine

	Freshman		Sophomore		Junior		Senior		5th Year		Non-Matriculate		All Undergraduate		Graduate		Professional		All Students	
	M	F	M	F	M	F	M	F	M	F	M	F	M	F	M	F	M	F	M	F
Medex Oral Health Therapist Certificate	3	4											3	4					3	4
		7	0		0		0		0		0		7		0		0		7	
Medical History & Ethics											1		0	1	1				0	2
	0		0		0		0		0		1		1		1		0		2	
Medical Technology					5	8	11	16	1	4			17	28					17	28
	0		0		13		27		5		0		45		0		0		45	
Medicine													0	0			325	342	325	342
	0		0		0		0		0		0		0		0		667		667	
Medicine Concurrent Degree Program													0	0	51	36			51	36
	0		0		0		0		0		0		0		87		0		87	
Medxd (Medex Degree Program)			1		12	9	24	20	29	39			65	69					65	69
	0		1		21		44		68		0		134		0		0		134	
Microbiology (Medicine)											1		0	1	16	26			16	27
	0		0		0		0		0		1		1		42		0		43	
Molecular Biotechnology													0	0	2	1			2	1
	0		0		0		0		0		0		0		3		0		3	
Pathology													0	0	10	12			10	12
	0		0		0		0		0		0		0		22		0		22	

Note: Students with Double- or Triple-Majors are counted once in each major declared.

Declared Majors by Class Standing Seattle Campus

Wednesday, February 14, 2018

School of Medicine

	Freshman		Sophomore		Junior		Senior		5th Year		Non-Matriculate		All Undergraduate		Graduate		Professional		All Students	
	M	F	M	F	M	F	M	F	M	F	M	F	M	F	M	F	M	F	M	F
	Pharmacology													0	0	16	23			16
	0		0		0		0		0		0		0		39		0		39	
Physiology & Biophysics													0	0	17	14			17	14
	0		0		0		0		0		0		0		31		0		31	
Prosthetics & Orthotics					3	4	1	7	5	2			9	13					9	13
	0		0		7		8		7		0		22		0		0		22	
Rehabilitation Med (Physical Therapy)													0	0	19	70			19	70
	0		0		0		0		0		0		0		89		0		89	
Rehabilitation Med(Occupational Therapy)													0	0	4	48			4	48
	0		0		0		0		0		0		0		52		0		52	
Rehabilitation Medicine													0	0		2			0	2
	0		0		0		0		0		0		0		2		0		2	
Rehabilitation Science													0	0		7			0	7
	0		0		0		0		0		0		0		7		0		7	

Note: Students with Double- or Triple-Majors are counted once in each major declared.

Declared Majors by Class Standing Seattle Campus

Wednesday, February 14, 2020

School of Nursing

	Freshman		Sophomore		Junior		Senior		5th Year		Non-Matriculate		All Undergraduate		Graduate		Professional		All Students	
	M	F	M	F	M	F	M	F	M	F	M	F	M	F	M	F	M	F	M	F
	Adv Practice Nurs (Adult Psy Ment Hlth)													0	0		2			0
Adv Practice Nurs (Comp and Alt Med)	0		0		0		0		0		0		0		2		0			2
Adv Practice Nurs (Forensic Nurse Spec)	0		0		0		0		0		0		0		1		0			1
Adv Practice Nurs (Nurse Educ Spec Trn)	0		0		0		0		0		0		0		3		0			3
APN (Infect Diseases & Infect Control)	0		0		0		0		0		0		0		6		0			6
Masters Entry Program in Nursing	0		0		0		0		0		0		0		3		0			3
Nursing	0		0		0		0		0		0		0		5	20			5	20
Nursing Practice	0		2		7	39	7	88	11	35	3	26	28	190	31	333			59	523
	0		2		46		95		46		29		218		364		0			582
	0		0		0		0		0		0		0		3	13			3	13
	0		0		0		0		0		0		0		16		0			16

Note: Students with Double- or Triple-Majors are counted once in each major declared.

Declared Majors by Class Standing Seattle Campus

Wednesday, February 14, 2

School of Pharmacy	Freshman		Sophomore		Junior		Senior		5th Year		Non-Matriculate		All Undergraduate		Graduate		Professional		All Students	
	M	F	M	F	M	F	M	F	M	F	M	F	M	F	M	F	M	F	M	F
	Medicinal Chemistry													0	0	11	14			11
	0		0		0		0		0		0		0		25		0		25	
Pharmaceutics											2		2	0	9	10			11	10
	0		0		0		0		0		2		2		19		0		21	
Pharmacy													0	0	6	6	123	263	129	269
	0		0		0		0		0		0		0		12		386		398	

Note: Students with Double- or Triple-Majors are counted once in each major declared.

Declared Majors by Class Standing Seattle Campus

Wednesday, February 14, 2018

School of Public Affairs

	Freshman		Sophomore		Junior		Senior		5th Year		Non-Matriculate		All Undergraduate		Graduate		Professional		All Students	
	M	F	M	F	M	F	M	F	M	F	M	F	M	F	M	F	M	F	M	F
Public Administration													0	0	14	20			14	20
	0		0		0		0		0		0		0		34		0		34	
Public Affairs												4	0	4	71	155			71	159
	0		0		0		0		0		4		4		226		0		230	
Public Affairs, Evening Degree Program													0	0	18	41			18	41
	0		0		0		0		0		0		0		59		0		59	
Public Policy and Management													0	0	1	3			1	3
	0		0		0		0		0		0		0		4		0		4	

Note: Students with Double- or Triple-Majors are counted once in each major declared.

Declared Majors by Class Standing Seattle Campus

Wednesday, February 14, 2

School of Public Health and Community Medicine

	Freshman		Sophomore		Junior		Senior		5th Year		Non-Matriculate		All Undergraduate		Graduate		Professional		All Students	
	M	F	M	F	M	F	M	F	M	F	M	F	M	F	M	F	M	F	M	F
	Advanced Clinical Research Methods													0	0		2			0
	0		0		0		0		0		0		0		2		0		2	
Biostatistics											1		1	0	33	37			34	37
	0		0		0		0		0		1		1		70		0		71	
Biostatistics: Statistical Genetics													0	0		2			0	2
	0		0		0		0		0		0		0		2		0		2	
Environmental & Occupational Health											1		0	1	3	6			3	7
	0		0		0		0		0		1		1		9		0		10	
Environmental and Occupational Hygiene													0	0	2	2			2	2
	0		0		0		0		0		0		0		4		0		4	
Environmental Health					4	10	12	26					16	36		9			16	45
	0		0		14		38		0		0		52		9		0		61	
Environmental Health-Envrnmtl Toxicology													0	0	6	16			6	16
	0		0		0		0		0		0		0		22		0		22	
Environmental Health-Industrial Hygiene													0	0	9	4			9	4
	0		0		0		0		0		0		0		13		0		13	
Epidemiology											1	2	1	2	55	98			56	100
	0		0		0		0		0		3		3		153		0		156	

Note: Students with Double- or Triple-Majors are counted once in each major declared.

Declared Majors by Class Standing Seattle Campus

Wednesday, February 14, 2

School of Public Health and Community Medicine

	Freshman		Sophomore		Junior		Senior		5th Year		Non-Matriculate		All Undergraduate		Graduate		Professional		All Students	
	M	F	M	F	M	F	M	F	M	F	M	F	M	F	M	F	M	F	M	F
Epidemiology - International Health													0	0	1	2			1	2
	0		0		0		0		0		0		0		3		0		3	
Epidemiology - Maternal & Child Health													0	0	1				0	1
	0		0		0		0		0		0		0		1		0		1	
Genetic Epidemiology													0	0	1	4			1	4
	0		0		0		0		0		0		0		5		0		5	
Health Information Administration					9	8	4	13					13	21					13	21
	0		0		17		17		0		0		34		0		0		34	
Health Services											3	6	3	6	6	24			9	30
	0		0		0		0		0		9		9		30		0		39	
Health Services - Community Practice													0	0	7	27			7	27
	0		0		0		0		0		0		0		34		0		34	
Health Services - International Health													0	0	3	14			3	14
	0		0		0		0		0		0		0		17		0		17	
Health Services - Maternal&Child Health													0	0	11				0	11
	0		0		0		0		0		0		0		11		0		11	
Health Services (Extended Degree)											1	1	1	1	8	46			9	47
	0		0		0		0		0		2		2		54		0		56	

Note: Students with Double- or Triple-Majors are counted once in each major declared.

Declared Majors by Class Standing Seattle Campus

Wednesday, February 14, 2

School of Public Health and Community Medicine

	Freshman		Sophomore		Junior		Senior		5th Year		Non-Matriculate		All Undergraduate		Graduate		Professional		All Students	
	M	F	M	F	M	F	M	F	M	F	M	F	M	F	M	F	M	F	M	F
Health Services-Health & Policy Research													0	0	7	13			7	13
	0		0		0		0		0		0		0		20		0		20	
Health Services-Peace Corps Masters Intl													0	0	4				0	4
	0		0		0		0		0		0		0		4		0		4	
Health Services-Social & Behavioral Sci													0	0	16				0	16
	0		0		0		0		0		0		0		16		0		16	
Occupational & Environmental Medicine													0	0	5	4			5	4
	0		0		0		0		0		0		0		9		0		9	
Public Health Genetics												1	0	1	3	17			3	18
	0		0		0		0		0		1		1		20		0		21	
Public Health Nutrition												1	0	1	2	10			2	11
	0		0		0		0		0		1		1		12		0		13	
Public Health: Basic Clinical Research													0	0	1	4			1	4
	0		0		0		0		0		0		0		5		0		5	

Note: Students with Double- or Triple-Majors are counted once in each major declared.

Declared Majors by Class Standing Seattle Campus

Wednesday, February 14, 2

School of Social Work

	Freshman		Sophomore		Junior		Senior		5th Year		Non-Matriculate		All Undergraduate		Graduate		Professional		All Students	
	M	F	M	F	M	F	M	F	M	F	M	F	M	F	M	F	M	F	M	F
	ADMINISTRATIVE PRACTICE													0	0	4	8			4
	0		0		0		0		0		0		0		12		0		12	
CLINICAL & CONTEXTUAL PRACTICE													0	0	18	67			18	67
	0		0		0		0		0		0		0		85		0		85	
CROSS METHODS PRACTICE													0	0		1			0	1
	0		0		0		0		0		0		0		1		0		1	
POLICY PRACTICE													0	0	3	9			3	9
	0		0		0		0		0		0		0		12		0		12	
Social Welfare				2	8	36	8	54					16	92	13	35			29	127
	0		2		44		62		0		0		108		48		0		156	
Social Work												1	0	1	19	70			19	71
	0		0		0		0		0		1		1		89		0		90	
Social Work (Administration)													0	0		1			0	1
	0		0		0		0		0		0		0		1		0		1	
Social Work (Dual Methods)													0	0	2	13			2	13
	0		0		0		0		0		0		0		15		0		15	
Social Work: Adv Generalist Practice													0	0	21	132			21	132
	0		0		0		0		0		0		0		153		0		153	

Note: Students with Double- or Triple-Majors are counted once in each major declared.

Declared Majors by Class Standing Seattle Campus

Wednesday, February 14, 2

School of Social Work

Freshman		Sophomore		Junior		Senior		5th Year		Non-Matriculate		All Undergraduate		Graduate		Professional		All Students	
M	F	M	F	M	F	M	F	M	F	M	F	M	F	M	F	M	F	M	F

Note: Students with Double- or Triple-Majors are counted once in each major declared.

Declared Majors by Class Standing Seattle Campus

Wednesday, February 14, 2

Tacoma Campus

Freshman		Sophomore		Junior		Senior		5th Year		Non-Matriculate		All Undergraduate		Graduate		Professional		All Students	
M	F	M	F	M	F	M	F	M	F	M	F	M	F	M	F	M	F	M	F
				3		5	3	1		1		10	3	2	5			12	8
0		0		3		8		1		1		13		7		0		20	

Visiting from Tacoma Campus

Note: Students with Double- or Triple-Majors are counted once in each major declared.

Declared Majors by Class Standing Seattle Campus

Wednesday, February 14, 2

The Information School

	Freshman		Sophomore		Junior		Senior		5th Year		Non-Matriculate		All Undergraduate		Graduate		Professional		All Students	
	M	F	M	F	M	F	M	F	M	F	M	F	M	F	M	F	M	F	M	F
Informatics	3		1		20	3	66	15					90	18					90	18
		3		1		23		81		0		0		108		0		0		108
Information Management													0	0	55	44			55	44
	0		0		0		0		0		0		0		99		0		99	
Information Science													0	0	10	13			10	13
	0		0		0		0		0		0		0		23		0		23	
Libr & Info Science (Law Librarianship)													0	0	1	4			1	4
	0		0		0		0		0		0		0		5		0		5	
Library & Information Science												2	0	2	32	120			32	122
	0		0		0		0		0		2		2		152		0		154	
Library & Information Science (DL)													0	0	36	150			36	150
	0		0		0		0		0		0		0		186		0		186	
Library & Information Science, Even Deg													0	0	1	2			1	2
	0		0		0		0		0		0		0		3		0		3	

Note: Students with Double- or Triple-Majors are counted once in each major declared.

International Students by College Seattle Campus

Thursday, February 15, 200

	Freshman		Sophomore		Junior		Senior		5th Year		Non-Matriculate		All Undergraduate		Graduate		Professional		All Students	
	M	F	M	F	M	F	M	F	M	F	M	F	M	F	M	F	M	F	M	F
	Bothell Campus							1						1	0	1				1
	0		0		0		1		0		0		1		1		0			2
College of Architecture and Urban Planning					1	2	1	2					2	4	16	17			18	21
	0		0		3		3		0		0		6		33		0			39
College of Arts and Sciences	65	73	73	59	89	154	58	70	1	3		1	286	360	228	214			514	574
	138		132		243		128		4		1		646		442		0			1088
College of Education											1		0	1	8	22			8	23
	0		0		0		0		0		1		1		30		0			31
College of Engineering	1		9	4	25	11	40	19			1	2	76	36	273	79			349	115
	1		13		36		59		0		3		112		352		0			464
College of Forest Resources					1		1						2	0	15	10			17	10
	0		0		1		1		0		0		2		25		0			27
College of Ocean and Fisheries Sciences	1	1					1						2	1	11	16			13	17
	2		0		0		1		0		0		3		27		0			30
Interdisciplinary Graduate Programs													0	0	96	74			96	74
	0		0		0		0		0		0		0		170		0			170
Interdisciplinary Undergraduate Studies											8	9	8	9					8	9
	0		0		0		0		0		17		17		0		0			17
Interschool or Intercollege Programs					2	2	1	2					3	4	18	10			21	14
	0		0		4		3		0		0		7		28		0			35
School of Business Administration			3	7	25	38	24	20		1			52	66	131	67			183	133
	0		10		63		44		1		0		118		198		0			316
School of Dentistry													0	0	18	9			18	9
	0		0		0		0		0		0		0		27		0			27
School of Law													0	0	36	20	6	13	42	33
	0		0		0		0		0		0		0		56		19			75

Note: Students with Double- or Triple-Majors across colleges are counted once in each college.

International Students by College Seattle Campus

Thursday, February 15, 200

	Freshman		Sophomore		Junior		Senior		5th Year		Non-Matriculate		All Undergraduate		Graduate		Professional		All Students	
	M	F	M	F	M	F	M	F	M	F	M	F	M	F	M	F	M	F	M	F
School of Medicine						2	1	1	1	1			2	4	33	17			35	21
	0		0		2		2		2		0		6		50		0		56	
School of Nursing								2					0	2	35				0	37
	0		0		0		2		0		0		2		35		0		37	
School of Pharmacy											2		2	0	3	11	9	17	14	28
	0		0		0		0		0		2		2		14		26		42	
School of Public Affairs													0	0	12	15			12	15
	0		0		0		0		0		0		0		27		0		27	
School of Public Health and Community Medicine						1							0	1	21	38			21	39
	0		0		1		0		0		0		1		59		0		60	
School of Social Work					1	1		2					1	3	3	22			4	25
	0		0		2		2		0		0		4		25		0		29	
The Information School					2		3	1					5	1	13	19			18	20
	0		0		2		4		0		0		6		32		0		38	
Unduplicated Total for Seattle Campus:	67	74	83	70	145	206	120	109	2	5	11	13	428	477	866	656	15	30	1309	1163
	141		153		351		229		7		24		905		1522		45		2472	

Note: Students with Double- or Triple-Majors across colleges are counted once in each college.

Professional Enrollment by NCR Status Seattle Campus

Thursday, February 15, 200

	First Year		Second Year		Third Year		Fourth Year		Total	
	Male	Female	Male	Female	Male	Female	Male	Female	Male	Female
School of Dentistry										
Continuing	32	23	35	21	36	17	39	16	142	77
		55		56		53		55		219
New									0	0
		0		0		0		0		0
Returning									0	0
		0		0		0		0		0
School of Law										
Continuing	84	97	68	90	66	91			218	278
		181		158		157		0		496
New									0	0
		0		0		0		0		0
Returning									0	0
		0		0		0		0		0
School of Medicine										
Continuing	89	110	77	73	73	87	85	72	324	342
		199		150		160		157		666
New									0	0
		0		0		0		0		0
Returning				1					1	0
		0		1		0		0		1
School of Pharmacy										
Continuing	39	77	27	62	31	62	24	61	121	262
		116		89		93		85		383
New	1								1	0
		1		0		0		0		1
Returning				1		1			1	1
		0		1		1		0		2
Unduplicated Total for Seattle Campus:	245	307	209	246	206	258	148	149	808	960
		552		455		464		297		1768

Note: Students with Double- or Triple-Majors across colleges are counted once in each college.

Credits Generated by College and Course Level and Funding Source
Winter Quarter 2007

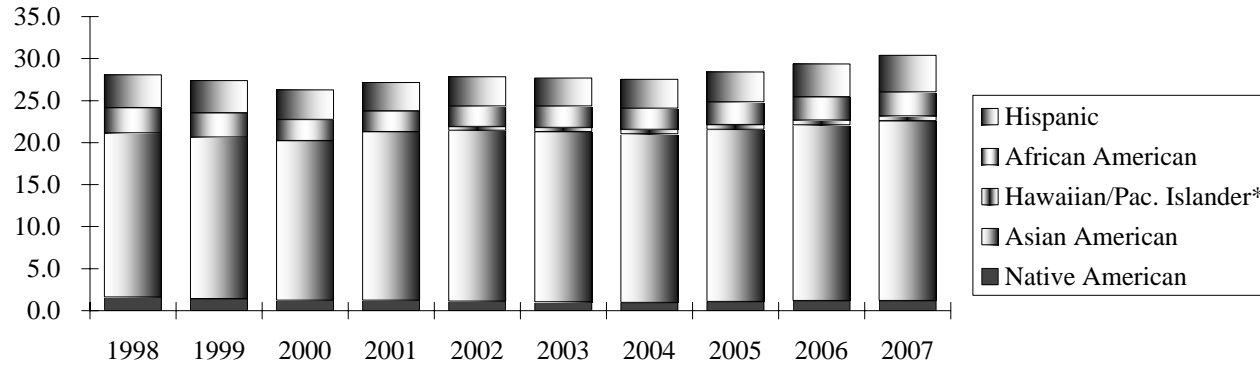
COLLEGE	100-299 Level			300-499 Level			500-800 Level			Total		
	State-Funded	Fee Based	Total	State-Funded	Fee Based	Total	State-Funded	Fee Based	Total	State-Funded	Fee Based	Grand Total
Interdisciplinary Undergraduate Programs	440.0		440.0	395.0		395.0	194.0	4.0	198.0	1029.0	4.0	1033.0
Architecture & Urban Planning	2054.0	7.0	2061.0	5275.0	6.0	5281.0	2567.0	21.0	2588.0	9896.0	34.0	9930.0
Arts & Sciences	177894.0	319.0	178213.0	99805.5	395.0	100200.5	24823.0	107.0	24930.0	302522.5	821.0	303343.5
Business Administration	6595.0		6595.0	19694.0	16.0	19710.0	3985.0	34.0	4019.0	30274.0	50.0	30324.0
Education				1040.5	23.0	1063.5	5012.0	397.0	5409.0	6052.5	420.0	6472.5
Engineering	8278.0	18.0	8296.0	16537.0	49.0	16586.0	8792.0	46.0	8838.0	33607.0	113.0	33720.0
Ocean & Fishery Sciences	2145.0		2145.0	1267.0	9.0	1276.0	1955.0	8.0	1963.0	5367.0	17.0	5384.0
Forest Resources	1615.0		1615.0	2019.0		2019.0	1144.0	20.0	1164.0	4778.0	20.0	4798.0
Public Health & Community Medicine	60.0		60.0	539.0	5.0	544.0	5734.0	622.0	6356.0	6333.0	627.0	6960.0
Nursing	770.0	30.0	800.0	2643.0	45.0	2688.0	2404.0	572.0	2976.0	5817.0	647.0	6464.0
Interschool/Intercollege Programs	890.0	5.0	895.0	1620.0	7.0	1627.0	1359.0	20.0	1379.0	3869.0	32.0	3901.0
Pharmacy				2202.0	25.0	2227.0	2902.0	33.0	2935.0	5104.0	58.0	5162.0
Public Affairs							2015.0	192.0	2207.0	2015.0	192.0	2207.0
Interdisciplinary Graduate Programs				30.0		30.0	3102.5	7.0	3109.5	3132.5	7.0	3139.5
The Information School	350.0	10.0	360.0	1195.0	10.0	1205.0	1690.0	104.0	1794.0	3235.0	124.0	3359.0
Social Work	195.0		195.0	1104.0	20.0	1124.0	3004.0	38.0	3042.0	4303.0	58.0	4361.0
Dentistry				5.0		5.0	4972.5	12.0	4984.5	4977.5	12.0	4989.5
Law							8313.0	25.0	8338.0	8313.0	25.0	8338.0
Medicine	200.0		200.0	8335.0	155.0	8490.0	15371.0	103.5	15474.5	23906.0	258.5	24164.5
Seattle Campus Total	201486.0	389.0	201875.0	163706.0	765.0	164471.0	99339.0	2365.5	101704.5	464531.0	3519.5	468050.5
Bothell Branch Campus	1826.0	2.0	1828.0	15837.0	166.0	16003.0	1674.0	76.0	1750.0	19337.0	244.0	19581.0
Tacoma Branch Campus	4396.0	20.0	4416.0	17582.0	117.0	17699.0	3407.0	54.0	3461.0	25385.0	191.0	25576.0
All University Total	207708.0	411.0	208119.0	197125.0	1048.0	198173.0	104420.0	2495.5	106915.5	509253.0	3954.5	513207.5

University of Washington
Historical Enrollments by Term
1946 - 2007

SCHOOL YEAR	AUTUMN		WINTER		SPRING		SCHOOL YEAR	AUTUMN		WINTER		SPRING	
	TOTAL ENROLLMENT	% INCREASE (DECREASE) FROM SPRING	TOTAL ENROLLMENT	% INCREASE (DECREASE) FROM AUTUMN	TOTAL ENROLLMENT	% INCREASE (DECREASE) FROM WINTER		TOTAL ENROLLMENT	% INCREASE (DECREASE) FROM SPRING	TOTAL ENROLLMENT	% INCREASE (DECREASE) FROM AUTUMN	TOTAL ENROLLMENT	% INCREASE (DECREASE) FROM WINTER
1946 - 1947	15,594	28.46%	15,290	-1.95%	14,462	-5.42%	1978 - 1979	36,249	13.38%	33,709	-7.01%	32,556	-3.42%
1947 - 1948	15,990	10.57%	15,496	-3.09%	14,737	-4.90%	1979 - 1980	37,547	15.33%	34,376	-8.45%	32,189	-6.36%
1948 - 1949	16,650	12.98%	16,203	-2.68%	15,299	-5.58%	1980 - 1981	36,636	13.82%	34,703	-5.28%	32,148	-7.36%
1949 - 1950	16,380	7.07%	15,891	-2.99%	14,741	-7.24%	1981 - 1982	35,290	9.77%	31,874	-9.68%	30,941	-2.93%
1950 - 1951	14,590	-1.02%	13,714	-6.00%	13,153	-4.09%	1982 - 1983	34,468	11.40%	32,328	-6.21%	30,752	-4.88%
1951 - 1952	13,297	1.09%	12,524	-5.81%	11,749	-6.19%	1983 - 1984	34,308	11.56%	32,501	-5.27%	30,366	-6.57%
1952 - 1953	13,072	11.26%	12,472	-4.59%	11,681	-6.34%	1984 - 1985	34,452	13.46%	32,480	-5.72%	29,943	-7.81%
1953 - 1954	13,048	11.70%	12,519	-4.05%	11,879	-5.11%	1985 - 1986	34,086	13.84%	31,631	-7.20%	30,182	-4.58%
1954 - 1955	13,675	15.12%	13,185	-3.58%	12,512	-5.10%	1986 - 1987	33,674	11.57%	31,605	-6.14%	30,071	-4.85%
1955 - 1956	14,165	13.21%	13,758	-2.87%	12,957	-5.82%	1987 - 1988	33,302	10.74%	31,814	-4.47%	30,227	-4.99%
1956 - 1957	14,947	15.36%	14,405	-3.63%	13,386	-7.07%	1988 - 1989	33,460	10.70%	31,716	-5.21%	30,161	-4.90%
1957 - 1958	15,427	15.25%	14,903	-3.40%	13,999	-6.07%	1989 - 1990	33,238	10.20%	31,791	-4.35%	30,361	-4.50%
1958 - 1959	16,202	15.74%	15,378	-5.09%	14,359	-6.63%	1990 - 1991	33,536	10.46%	31,791	-5.20%	31,068	-2.27%
1959 - 1960	16,882	17.57%	15,947	-5.54%	14,961	-6.18%	1991 - 1992	34,269	10.30%	32,582	-4.92%	31,018	-4.80%
1960 - 1961	18,143	21.27%	17,340	-4.43%	16,285	-6.08%	1992 - 1993	34,598	11.54%	32,749	-5.34%	31,271	-4.51%
1961 - 1962	18,841	15.70%	17,609	-6.54%	16,164	-8.21%	1993 - 1994	34,000	8.73%	32,704	-3.81%	31,241	-4.47%
1962 - 1963	19,130	18.35%	18,428	-3.67%	17,364	-5.77%	1994 - 1995	33,719	7.93%	32,502	-3.61%	30,991	-4.65%
1963 - 1964	20,962	20.72%	20,010	-4.54%	19,019	-4.95%	1995 - 1996	33,996	9.70%	32,498	-4.41%	31,173	-4.08%
1964 - 1965	22,930	20.56%	21,868	-4.63%	20,951	-4.19%	1996 - 1997	34,368	10.25%	33,194	-3.42%	31,668	-4.60%
1965 - 1966	25,152	20.05%	23,920	-4.90%	22,657	-5.28%	1997 - 1998	35,367	11.68%	33,881	-4.20%	32,198	-4.97%
1966 - 1967	26,431	16.66%	25,122	-4.95%	23,944	-4.69%	1998 - 1999	35,108	9.04%	33,869	-3.53%	32,654	-3.59%
1967 - 1968	29,977	25.20%	28,505	-4.91%	27,951	-1.94%	1999 - 2000	35,559	8.90%	34,179	-3.88%	32,929	-3.66%
1968 - 1969	31,913	14.17%	30,698	-3.81%	29,923	-2.52%	2000 - 2001	36,139	9.75%	34,883	-3.48%	33,443	-4.13%
1969 - 1970	32,749	9.44%	32,043	-2.16%	31,099	-2.95%	2001 - 2002	37,412	11.87%	36,168	-3.33%	34,765	-3.88%
1970 - 1971	33,202	6.76%	32,494	-2.13%	31,581	-2.81%	2002 - 2003	39,216	12.80%	37,625	-4.06%	36,103	-4.05%
1971 - 1972	33,478	6.01%	31,916	-4.67%	30,765	-3.61%	2003 - 2004	39,136	8.40%	37,708	-3.65%	36,117	-4.22%
1972 - 1973	34,125	10.92%	33,437	-2.02%	31,983	-4.35%	2004 - 2005	39,199	8.53%	37,723	-3.77%	36,335	-3.68%
1973 - 1974	34,524	7.94%	33,212	-3.80%	31,633	-4.75%	2005 - 2006	39,251	8.03%	37,821	-3.64%	36,278	-4.08%
1974 - 1975	34,504	9.08%	33,036	-4.25%	31,874	-3.52%	2006 - 2007	39,524	8.95%	38,233	-3.27%		
1975 - 1976	35,434	11.17%	33,651	-5.03%	31,895	-5.22%							
1976 - 1977	35,277	10.60%	33,551	-4.89%	32,229	-3.94%							
1977 - 1978	37,120	15.18%	33,967	-8.49%	31,972	-5.87%							

- 1) Evening Program enrollments added beginning Autumn Quarter, 1967
- 2) Faculty/Staff Tuition Waiver enrollments added beginning Autumn Quarter, 1979
- 3) Matriculated Self-Sustaining enrollments added beginning Autumn Quarter, 1997
- 4) Non-Matriculated Self-Sustaining enrollments added beginning Autumn Quarter, 2002

ETHNIC ENROLLMENT
SEATTLE CAMPUS



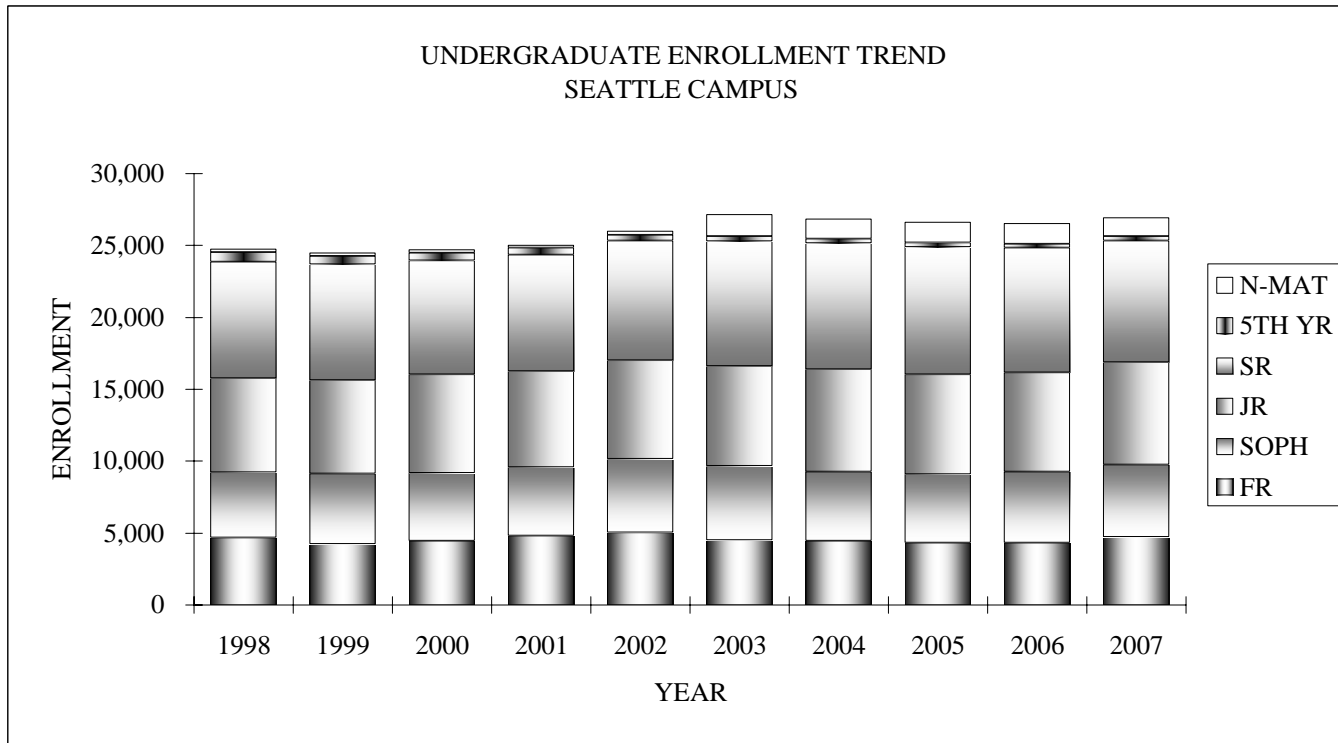
MINORITY ENROLLMENT-WINTER

	1998	1999	2000	2001	2002	2003	2004	2005	2006	2007
Native American	515	467	409	407	371	378	363	408	442	453
Asian American	6,348	6,383	6,442	6,806	6,956	7,325	7,543	7,728	7,916	8,083
Hawaiian/Pac. Islander*					160	177	203	211	212	219
African American	988	966	852	842	834	927	947	1,020	1,047	1,089
Hispanic	1,274	1,279	1,196	1,141	1,188	1,212	1,299	1,353	1,495	1,650
Total Minority	9,125	9,095	8,899	9,196	9,509	10,019	10,355	10,720	11,112	11,494

MINORITY ENROLLMENT--PERCENT OF TOTAL ENROLLMENT

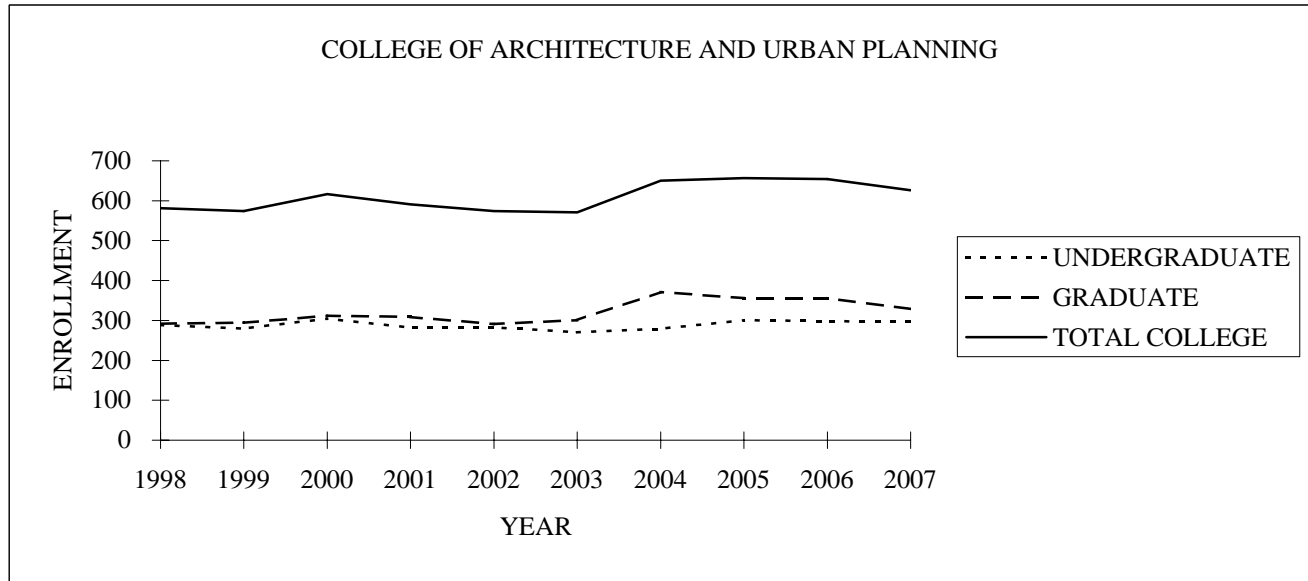
	1998	1999	2000	2001	2002	2003	2004	2005	2006	2007
Native American	1.6	1.4	1.2	1.2	1.1	1.0	1.0	1.1	1.2	1.2
Asian American	19.5	19.2	19.0	20.1	20.4	20.3	20.0	20.5	20.9	21.4
Hawaiian/Pac. Islander*	0.0	0.0	0.0	0.0	0.5	0.5	0.5	0.6	0.6	0.6
African American	3.0	2.9	2.5	2.5	2.4	2.6	2.5	2.7	2.8	2.9
Hispanic	3.9	3.9	3.5	3.4	3.5	3.4	3.5	3.6	4.0	4.4
Total Minority	28.1	27.4	26.3	27.2	27.8	27.7	27.5	28.4	29.4	30.4
Total UW Enrollment	32,498	33,194	33,881	33,869	34,179	36,168	37,625	37,723	37,821	37,821

* Hawaiian/Pacific Islanders grouped with Asian Americans prior to Spring 2001



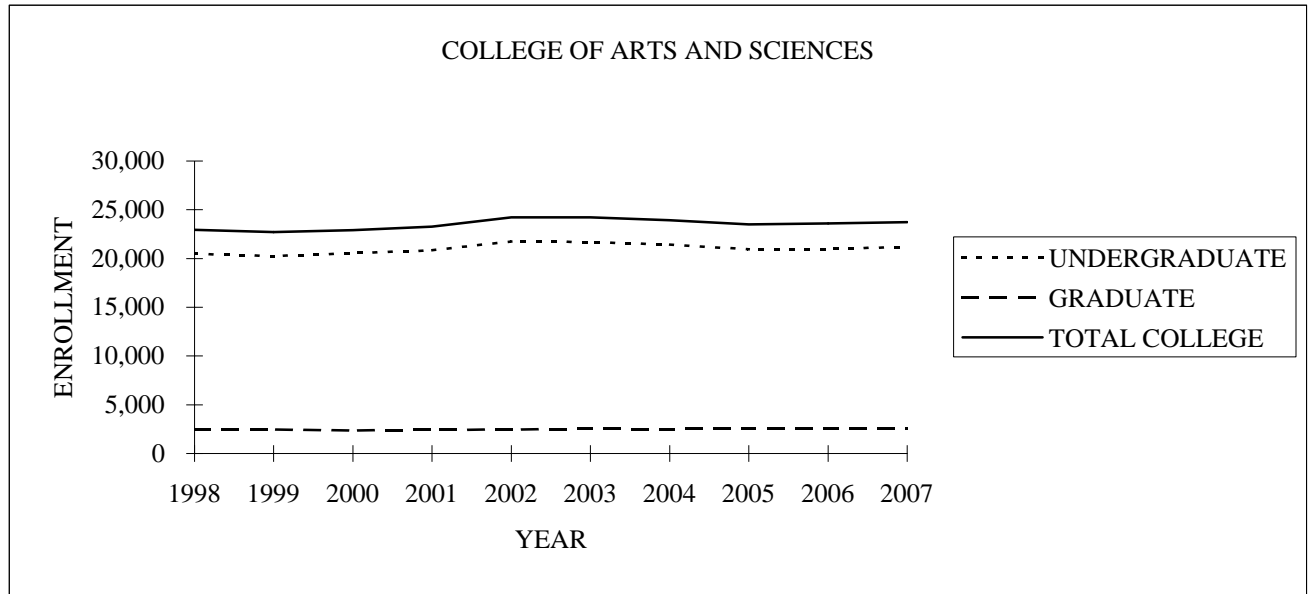
UNDERGRADUATE ENROLLMENT-WINTER

	1998	1999	2000	2001	2002	2003	2004	2005	2006	2007
FR	4,695	4,230	4,465	4,802	5,047	4,497	4,457	4,299	4,334	4,731
SOPH	4,538	4,877	4,720	4,753	5,095	5,143	4,802	4,772	4,915	5,038
JR	6,504	6,521	6,848	6,710	6,875	6,984	7,136	6,972	6,893	7,081
SR	8,140	8,037	7,921	8,067	8,292	8,662	8,744	8,822	8,693	8,476
5TH YR	649	607	534	483	440	357	338	325	283	300
N-MAT	210	214	230	222	257	1,495	1,375	1,432	1,411	1,308



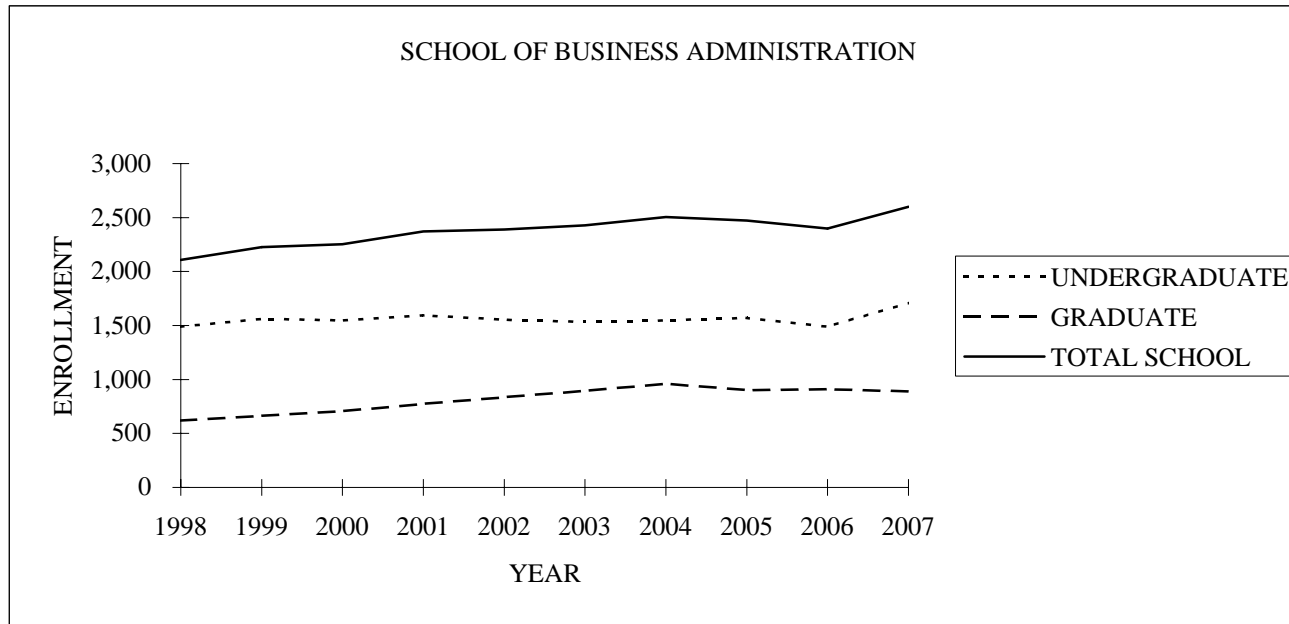
COLLEGE OF ARCHITECTURE AND URBAN PLANNING-WINTER

	1998	1999	2000	2001	2002	2003	2004	2005	2006	2007
UNDERGRADUATE	289	280	305	282	283	270	279	301	298	297
GRADUATE	292	294	312	309	291	301	371	356	356	329
TOTAL COLLEGE	581	574	617	591	574	571	650	657	654	626
TOTAL UNIV.	33,881	33,869	34,179	34,883	36,168	37,625	37,708	37,723	37,821	38,233



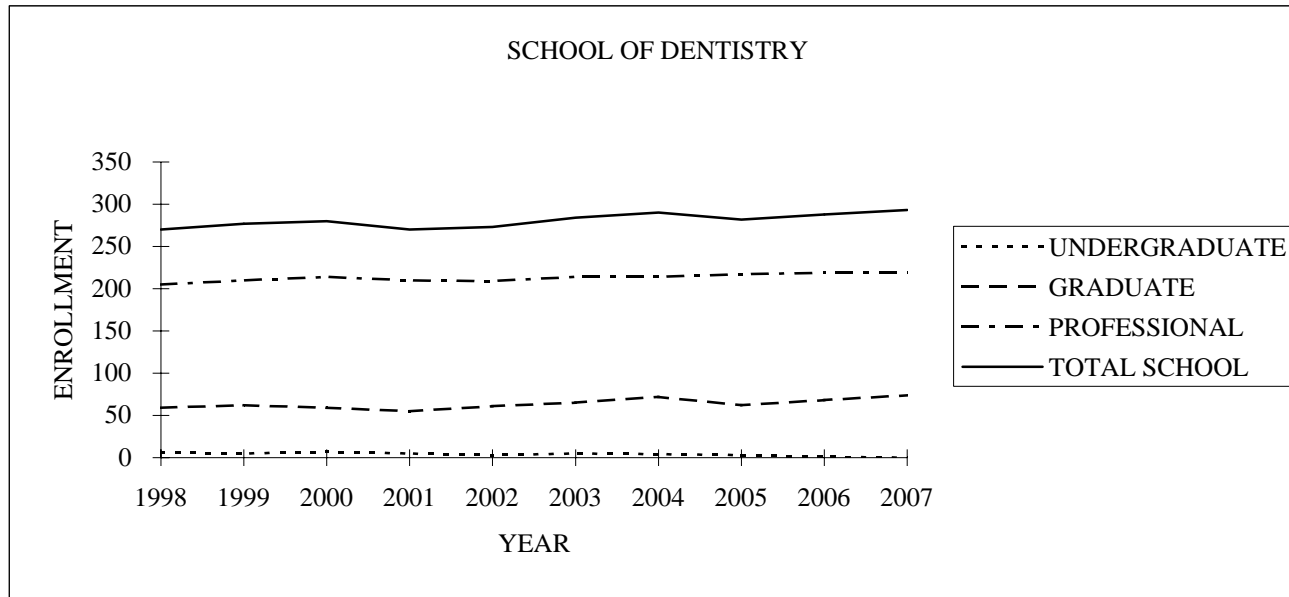
COLLEGE OF ARTS & SCIENCES-WINTER

	1998	1999	2000	2001	2002	2003	2004	2005	2006	2007
UNDERGRADUATE	20,467	20,268	20,535	20,836	21,748	21,712	21,425	20,933	20,985	21,190
GRADUATE	2,474	2,448	2,366	2,421	2,476	2,518	2,506	2,577	2,600	2,555
TOTAL COLLEGE	22,941	22,716	22,901	23,257	24,224	24,230	23,931	23,510	23,585	23,745
TOTAL UNIV.	33,881	33,869	34,179	34,883	36,168	37,625	37,708	37,723	37,821	38,233



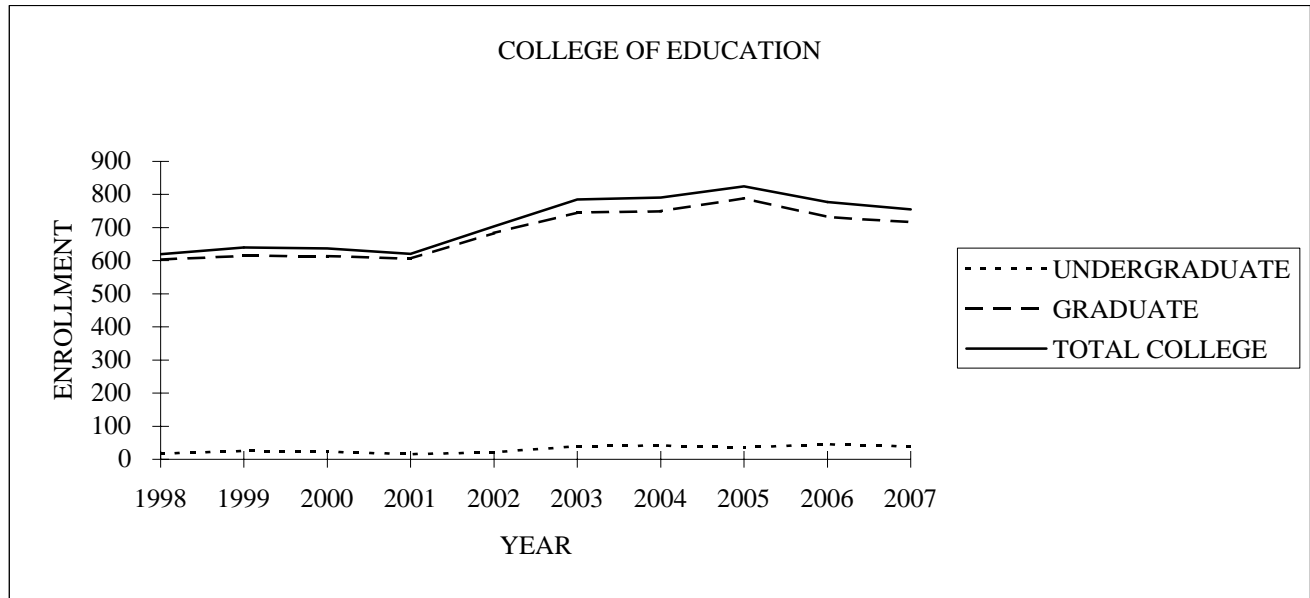
SCHOOL OF BUSINESS ADMINISTRATION-WINTER

	1998	1999	2000	2001	2002	2003	2004	2005	2006	2007
UNDERGRADUATE	1,487	1,562	1,546	1,596	1,554	1,533	1,546	1,570	1,488	1,711
GRADUATE	620	663	706	775	836	894	959	902	909	889
TOTAL SCHOOL	2,107	2,225	2,252	2,371	2,390	2,427	2,505	2,472	2,397	2,600
TOTAL UNIV.	33,881	33,869	34,179	34,883	36,168	37,625	37,708	37,723	37,821	38,233



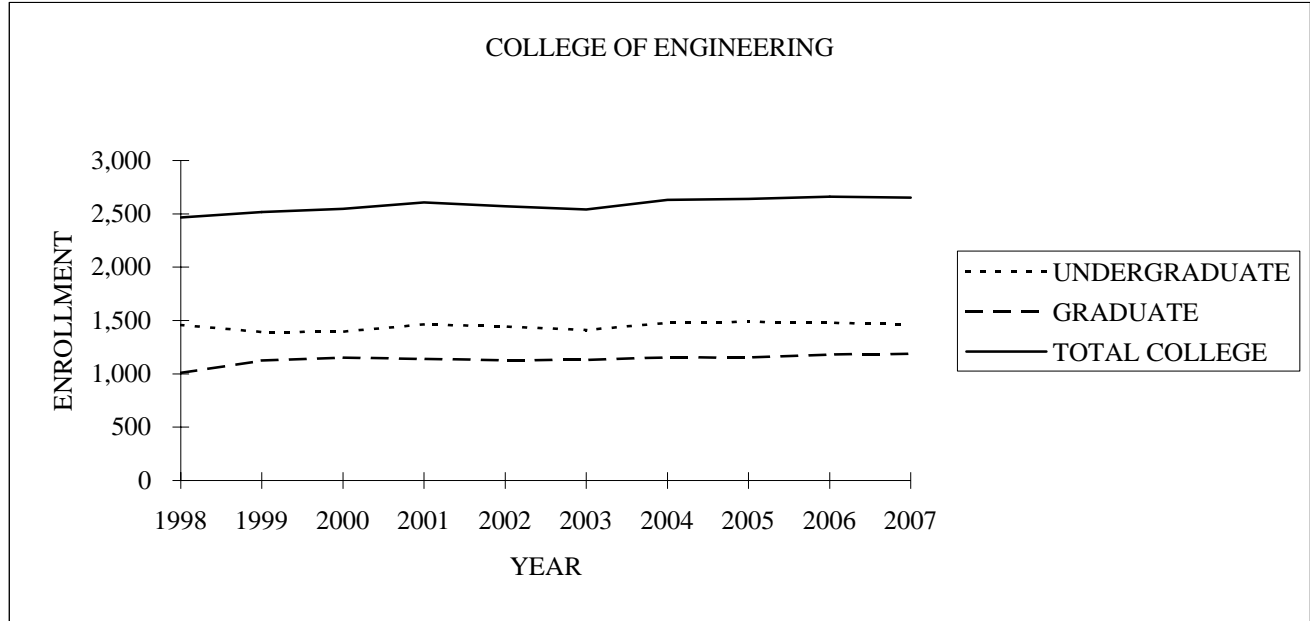
SCHOOL OF DENTISTRY-WINTER

	1998	1999	2000	2001	2002	2003	2004	2005	2006	2007
UNDERGRADUATE	6	5	7	5	3	5	4	3	1	
GRADUATE	59	62	59	55	61	65	72	62	68	74
PROFESSIONAL	205	210	214	210	209	214	214	217	219	219
TOTAL SCHOOL	270	277	280	270	273	284	290	282	288	293
TOTAL UNIV.	33,881	33,869	34,179	34,883	36,168	37,625	37,708	37,723	37,821	38,233



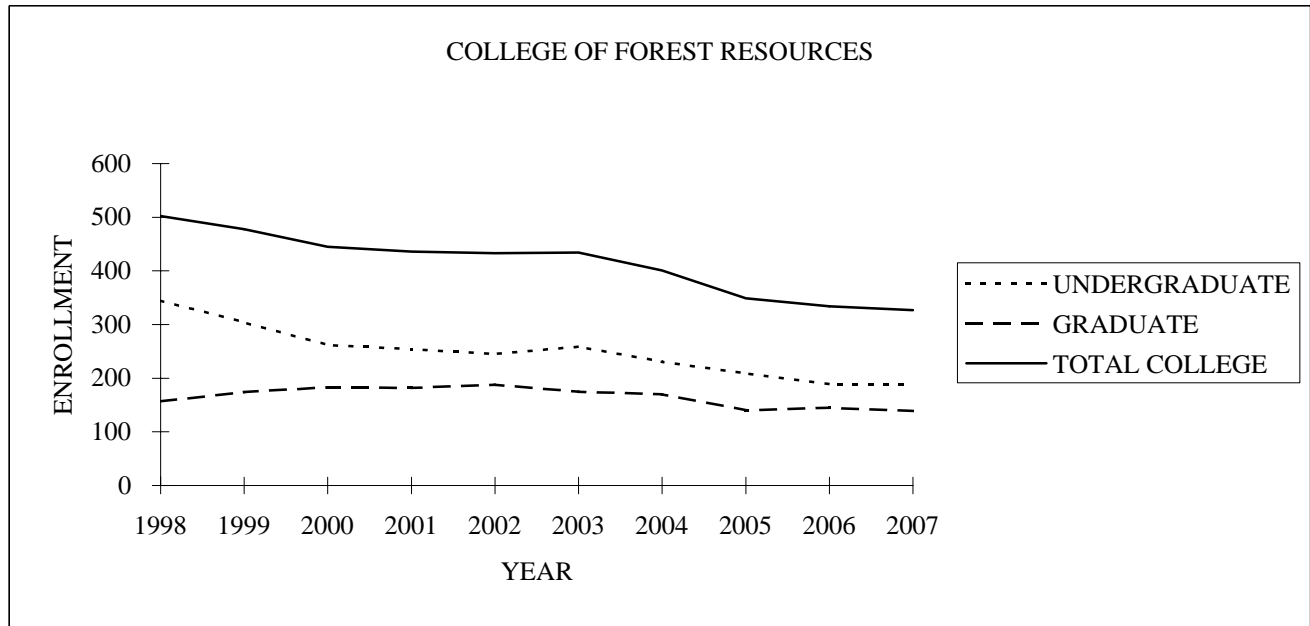
COLLEGE OF EDUCATION-WINTER

	1998	1999	2000	2001	2002	2003	2004	2005	2006	2007
UNDERGRADUATE	17	25	23	15	21	40	42	36	45	39
GRADUATE	603	615	614	606	683	745	749	789	732	716
TOTAL COLLEGE	620	640	637	621	704	785	791	825	777	755
TOTAL UNIV	33,881	33,869	34,179	34,883	36,168	37,625	37,708	37,723	37,821	38,233



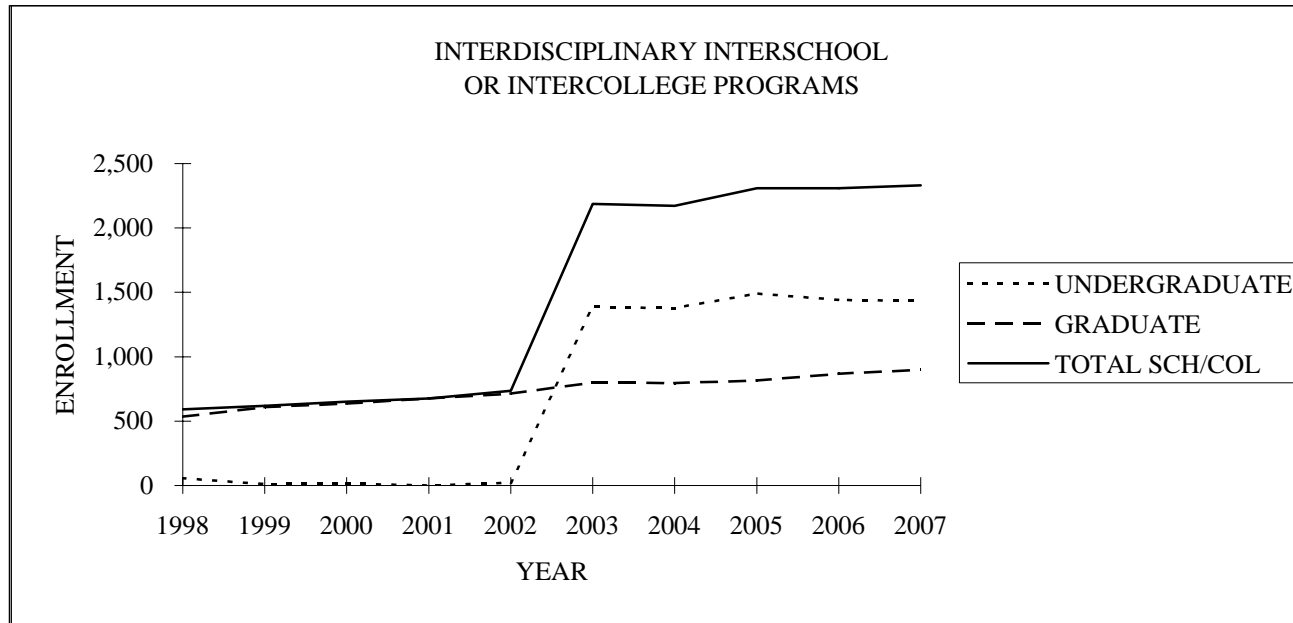
COLLEGE OF ENGINEERING-WINTER

	1998	1999	2000	2001	2002	2003	2004	2005	2006	2007
UNDERGRADUATE	1,458	1,393	1,395	1,465	1,443	1,411	1,478	1,487	1,478	1,464
GRADUATE	1,008	1,125	1,153	1,141	1,129	1,130	1,154	1,152	1,182	1,188
TOTAL COLLEGE	2,466	2,518	2,548	2,606	2,572	2,541	2,632	2,639	2,660	2,652
TOTAL UNIV	33,881	33,869	34,179	34,883	36,168	37,625	37,708	37,723	37,821	38,233



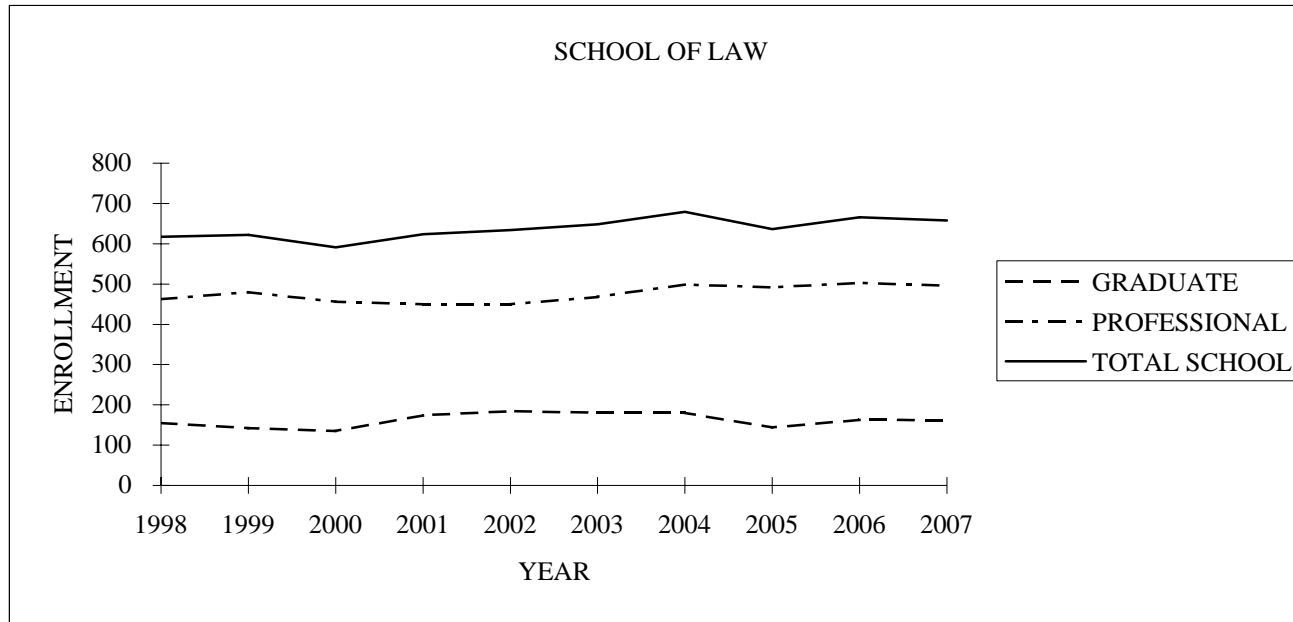
COLLEGE OF FOREST RESOURCES-WINTER

	1998	1999	2000	2001	2002	2003	2004	2005	2006	2007
UNDERGRADUATE	345	304	262	254	245	259	231	209	189	188
GRADUATE	157	174	183	182	188	175	170	140	145	139
TOTAL COLLEGE	502	478	445	436	433	434	401	349	334	327
TOTAL UNIV.	33,881	33,869	34,179	34,883	36,168	37,625	37,708	37,723	37,821	38,233



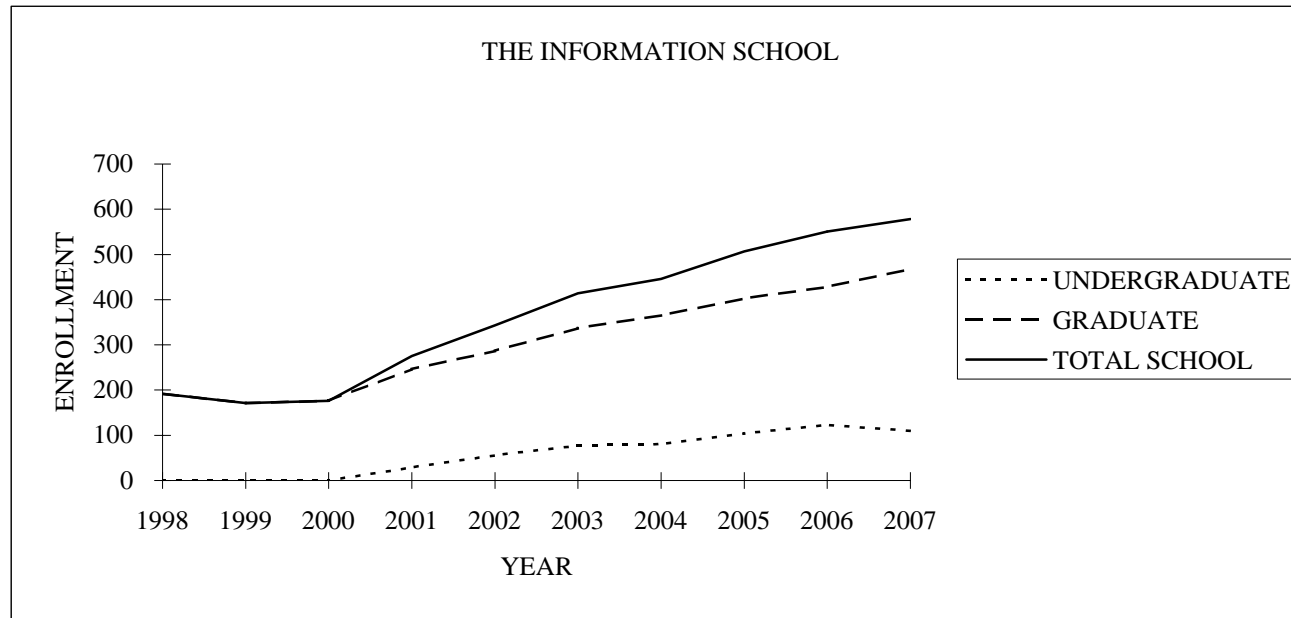
INTERDISCIPLINARY INTERSCHOOL OR INTERCOLLEGE PROGRAMS-WINTER

	1998	1999	2000	2001	2002	2003	2004	2005	2006	2007
UNDERGRADUATE	57	11	14		23	1,387	1,377	1,492	1,441	1,433
GRADUATE	535	609	636	677	712	800	795	816	868	899
TOTAL SCH/COL	592	620	650	677	735	2,187	2,172	2,308	2,309	2,332
TOTAL UNIV.	33,881	33,869	34,179	34,883	36,168	37,625	37,708	37,723	37,821	38,233



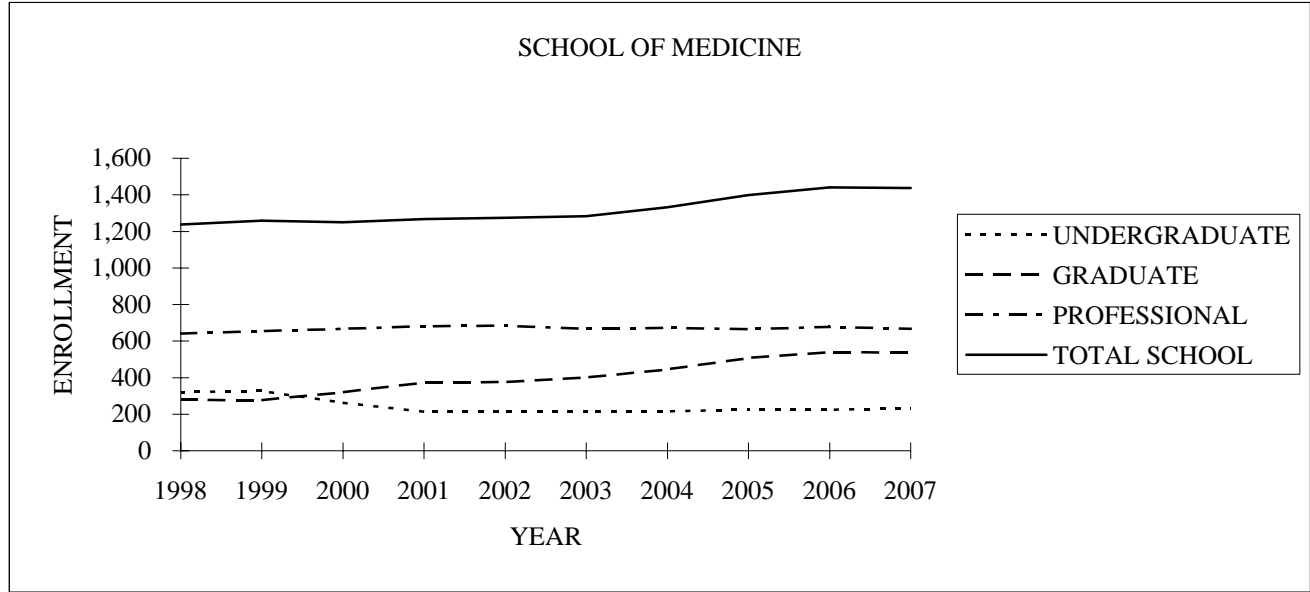
SCHOOL OF LAW-WINTER

	1998	1999	2000	2001	2002	2003	2004	2005	2006	2007
GRADUATE	155	142	135	174	184	180	180	144	163	162
PROFESSIONAL	462	480	456	450	450	468	499	492	503	496
TOTAL SCHOOL	617	622	591	624	634	648	679	636	666	658
TOTAL UNIV.	33,881	33,869	34,179	34,883	36,168	37,625	37,708	37,723	37,821	38,233



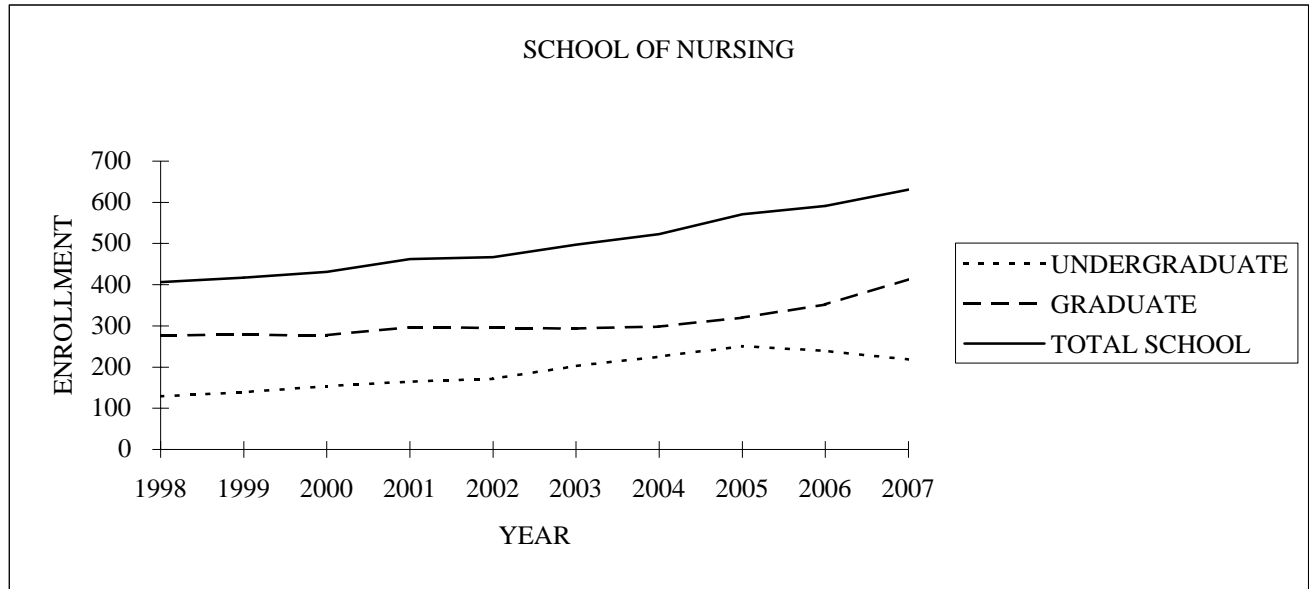
THE INFORMATION SCHOOL-WINTER

	1998	1999	2000	2001	2002	2003	2004	2005	2006	2007
UNDERGRADUATE				29	56	77	81	104	123	110
GRADUATE	192	171	176	246	287	337	365	403	428	468
TOTAL SCHOOL	192	171	176	275	343	414	446	507	551	578
TOTAL UNIV.	33,881	33,869	34,179	34,883	36,168	37,625	37,708	37,723	37,821	38,233



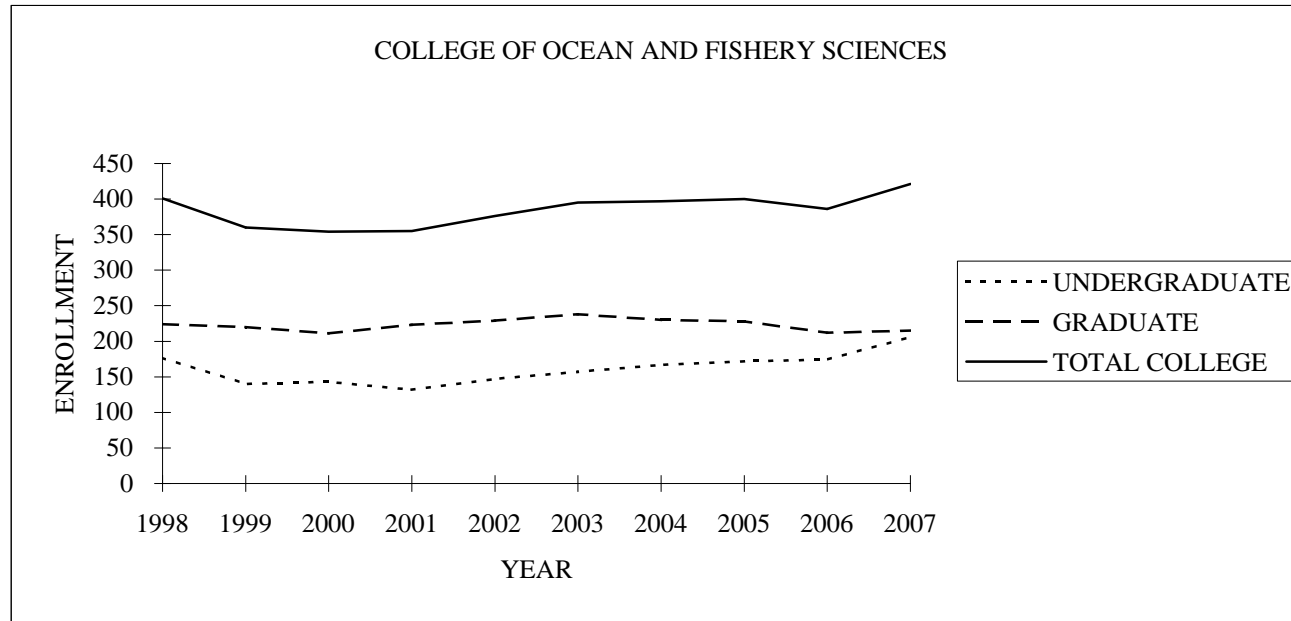
SCHOOL OF MEDICINE-WINTER

	1998	1999	2000	2001	2002	2003	2004	2005	2006	2007
UNDERGRADUATE	320	327	262	214	214	215	215	225	224	233
GRADUATE	278	276	321	373	377	401	444	508	539	537
PROFESSIONAL	640	655	667	681	684	667	673	666	677	667
TOTAL SCHOOL	1,238	1,258	1,250	1,268	1,275	1,283	1,332	1,399	1,440	1,437
TOTAL UNIV.	33,881	33,869	34,179	34,883	36,168	37,625	37,708	37,723	37,821	38,233



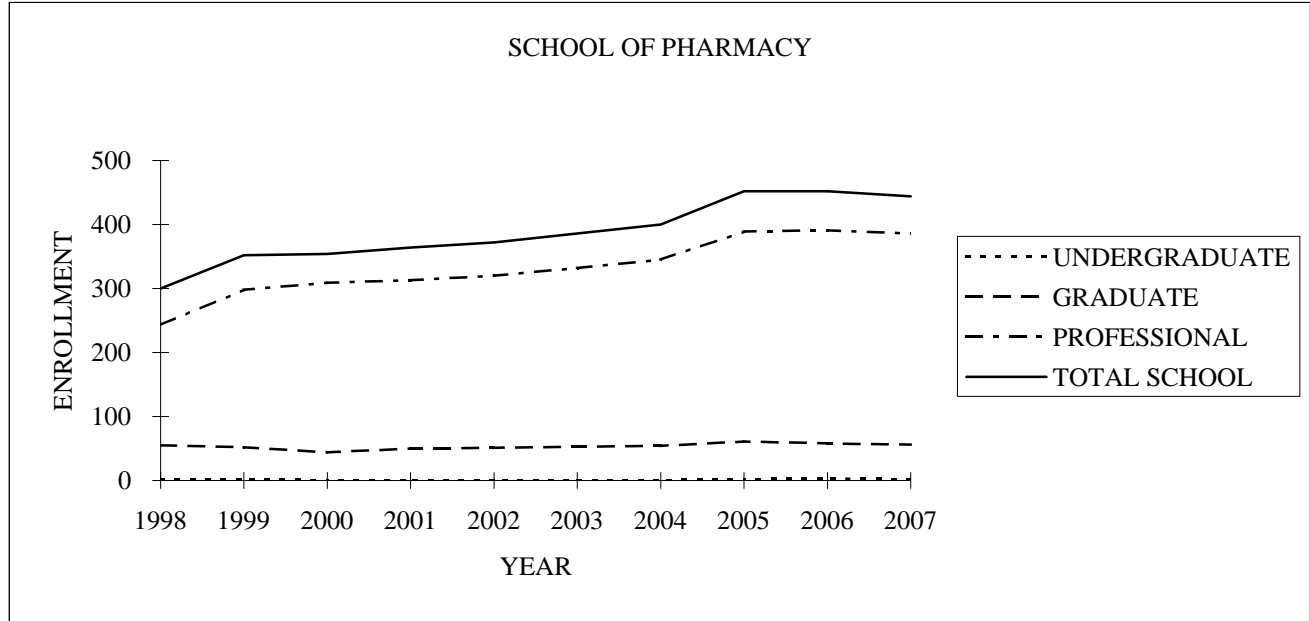
SCHOOL OF NURSING-WINTER

	1998	1999	2000	2001	2002	2003	2004	2005	2006	2007
UNDERGRADUATE	129	139	154	165	172	203	225	251	239	218
GRADUATE	277	278	277	297	295	294	298	320	352	413
TOTAL SCHOOL	406	417	431	462	467	497	523	571	591	631
TOTAL UNIV.	33,881	33,869	34,179	34,883	36,168	37,625	37,708	37,723	37,821	38,233



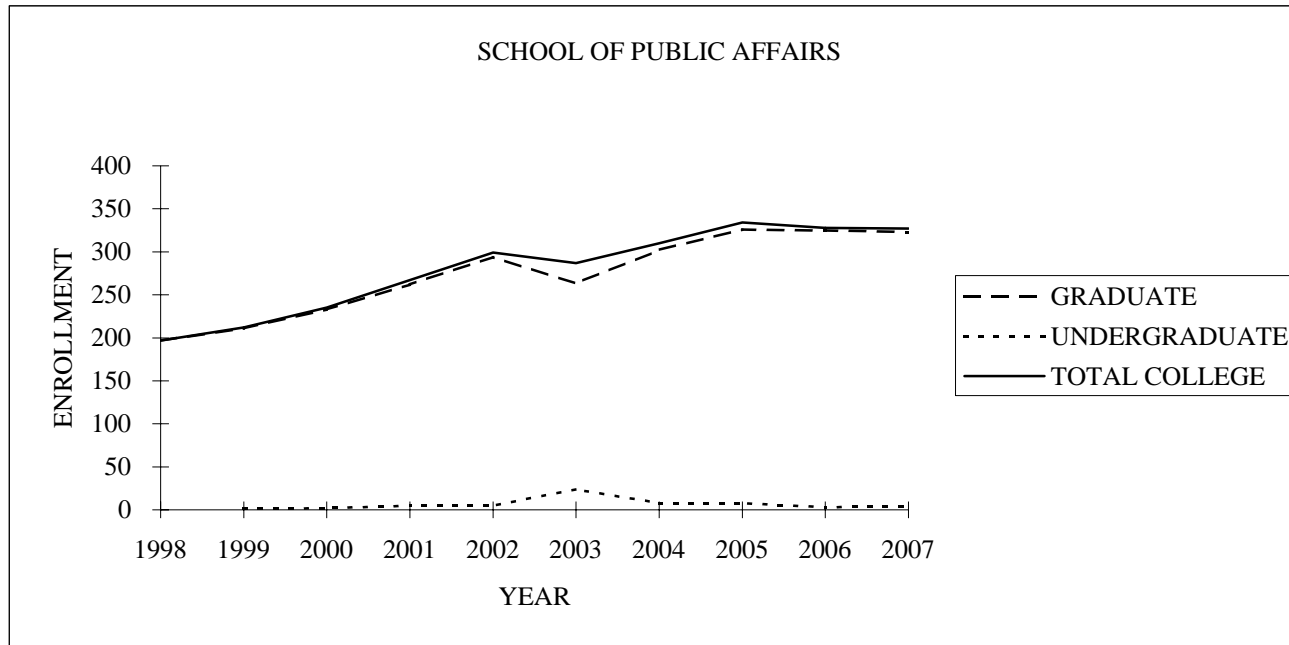
COLLEGE OF OCEAN AND FISHERY SCIENCES-WINTER

	1998	1999	2000	2001	2002	2003	2004	2005	2006	2007
UNDERGRADUATE	177	140	143	132	147	157	167	172	174	206
GRADUATE	224	220	211	223	229	238	230	228	212	215
TOTAL COLLEGE	401	360	354	355	376	395	397	400	386	421
TOTAL UNIV.	33,881	33,869	34,179	34,883	36,168	37,625	37,708	37,723	37,821	38,233



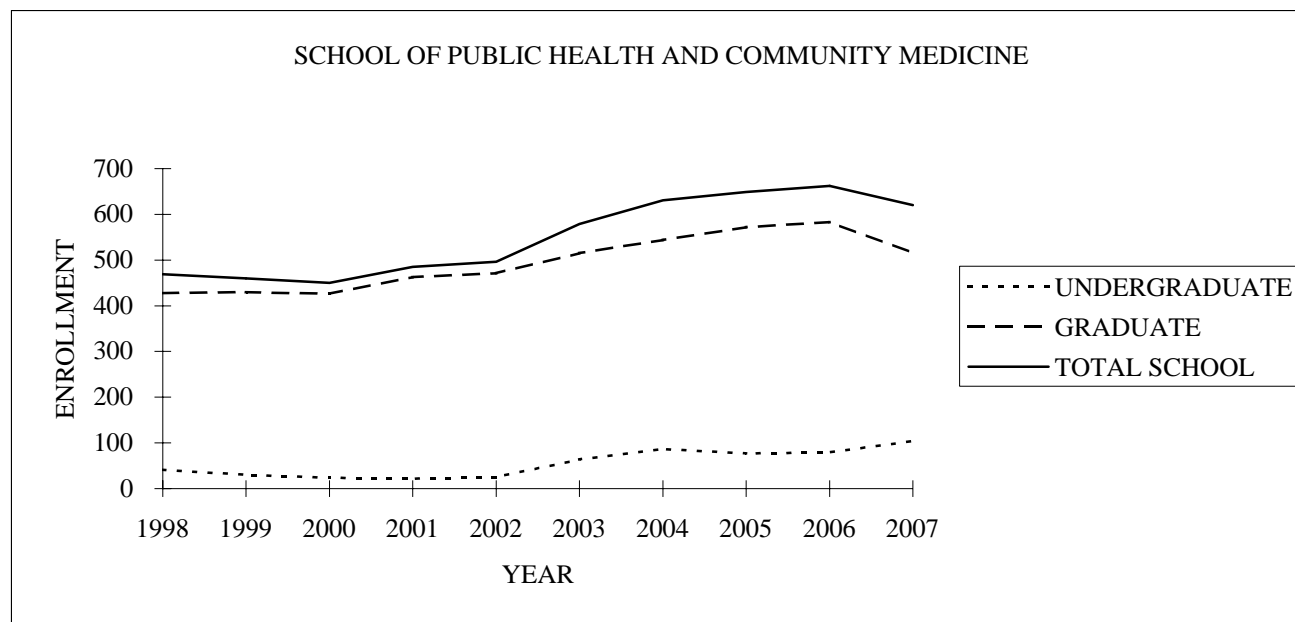
SCHOOL OF PHARMACY-WINTER

	1998	1999	2000	2001	2002	2003	2004	2005	2006	2007
UNDERGRADUATE	2	2	1	1	1	1	1	2	3	2
GRADUATE	55	52	44	50	51	53	54	61	58	56
PROFESSIONAL	243	298	309	313	320	332	345	389	391	386
TOTAL SCHOOL	300	352	354	364	372	386	400	452	452	444
TOTAL UNIV.	33,881	33,869	34,179	34,883	36,168	37,625	37,708	37,723	37,821	38,233



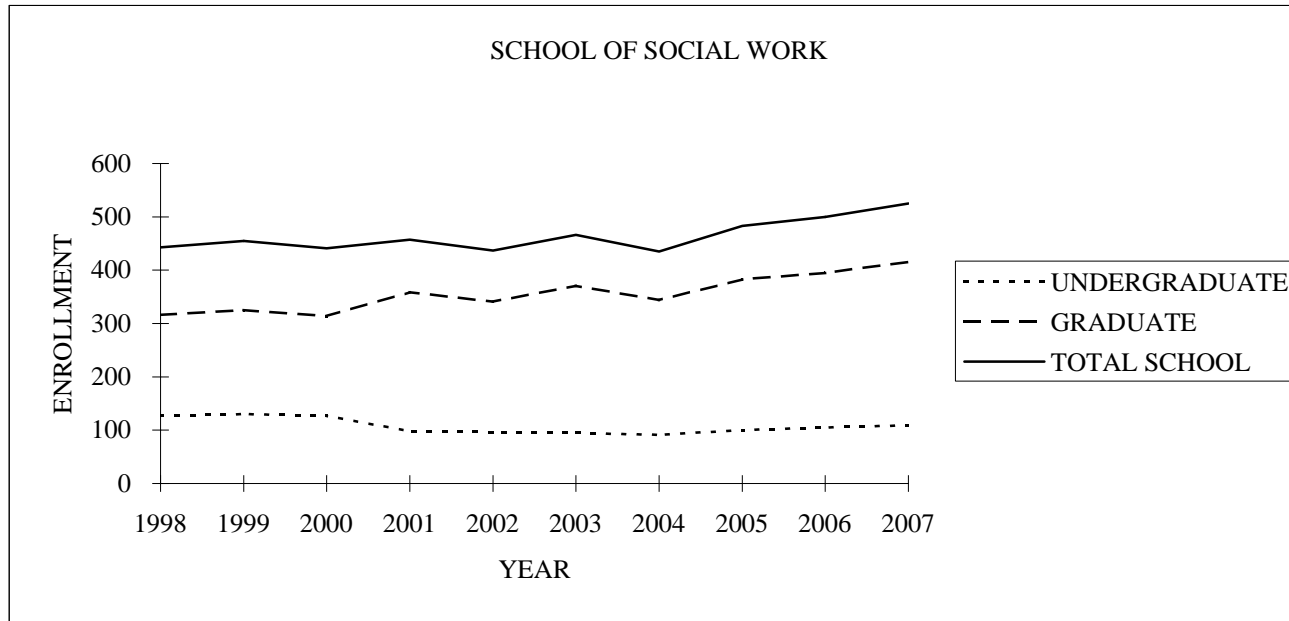
GRADUATE SCHOOL OF PUBLIC AFFAIRS-WINTER

	1998	1999	2000	2001	2002	2003	2004	2005	2006	2007
UNDERGRADUATE		1	2	5	5	24	8	8	3	4
GRADUATE	197	211	233	262	294	263	302	326	325	323
TOTAL COLLEGE	197	212	235	267	299	287	310	334	328	327
TOTAL UNIV.	33,881	33,869	34,179	34,883	36,168	37,625	37,708	37,723	37,821	38,233



SCHOOL OF PUBLIC HEALTH AND COMMUNITY MEDICINE-WINTER

	1998	1999	2000	2001	2002	2003	2004	2005	2006	2007
UNDERGRADUATE	41	30	24	22	25	64	87	77	79	104
GRADUATE	428	430	426	463	471	515	544	572	583	516
TOTAL SCHOOL	469	460	450	485	496	579	631	649	662	620
TOTAL UNIV.	33,881	33,869	34,179	34,883	36,168	37,625	37,708	37,723	37,821	38,233



SCHOOL OF SOCIAL WORK-WINTER

	1998	1999	2000	2001	2002	2003	2004	2005	2006	2007
UNDERGRADUATE	127	130	127	98	96	95	91	100	105	109
GRADUATE	316	325	314	359	341	371	344	383	395	416
TOTAL SCHOOL	443	455	441	457	437	466	435	483	500	525
TOTAL UNIV.	33,881	33,869	34,179	34,883	36,168	37,625	37,708	37,723	37,821	38,233

University of Washington
Enrollment by New, Continuing and Returning Status
Bothell Campus

	Freshman		Sophomore		Junior		Senior		Fifth Year		Non-Matriculated		All Undergraduates		Professional		Graduate		Grand Total	
	Male	Female	Male	Female	Male	Female	Male	Female	Male	Female	Male	Female	Male	Female	Male	Female	Male	Female	Male	Female
Continuing	65	58	5	16	213	237	257	348	21	87	1	2	562	748	0	0	80	150	642	898
	123		21		450		605		108		3		1310		0		230		1540	
New	0	0	8	18	39	46	1	1	0	1	2	3	50	69	0	0	1	13	51	82
	0		26		85		2		1		5		119		0		14		133	
Returning	0	0	1	0	1	0	2	4	0	0	0	0	4	4	0	0	0	0	4	4
	0		1		1		6		0		0		8		0		0		8	
Total	65	58	14	34	253	283	260	353	21	88	3	5	616	821	0	0	81	163	697	984
	123		48		536		613		109		8		1437		0		244		1681	

	Continuing		New		Returning		Total	
	#	%	#	%	#	%	#	%
Freshman	123	7.32%	0	0.00%	0	0.00%	123	7.32%
Sophomore	21	1.25%	26	1.55%	1	0.06%	48	2.86%
Junior	450	26.77%	85	5.06%	1	0.06%	536	31.89%
Senior	605	35.99%	2	0.12%	6	0.36%	613	36.47%
Fifth Year	108	6.42%	1	0.06%	0	0.00%	109	6.48%
Non-Matriculated	3	0.18%	5	0.30%	0	0.00%	8	0.48%
All Undergraduate	1310	77.93%	119	7.08%	8	0.48%	1437	85.48%
Professional	0	0.00%	0	0.00%	0	0.00%	0	0.00%
Graduate	230	13.68%	14	0.83%	0	0.00%	244	14.52%
Grand Total	1540	91.61%	133	7.91%	8	0.48%	1681	100.00%

**University of Washington
Ethnic Enrollment
Bothell Campus**

Winter Quarter 2007

	Fresh	Soph	Junior	Senior	N-Mat.	5th Year	Undergrad. Total	Prof.	Grad.	All Students
African-American										
Female	2	1	8	9	0	0	20	0	2	22
Male	5	1	9	6	0	0	21	0	4	25
Total:	7	2	17	15	0	0	41	0	6	47
Asian										
Female	16	8	33	37	0	11	105	0	8	113
Male	26	2	39	53	1	0	121	0	12	133
Total:	42	10	72	90	1	11	226	0	20	246
Caucasian										
Female	30	18	180	197	4	61	490	0	120	610
Male	21	7	127	144	2	14	315	0	46	361
Total:	51	25	307	341	6	75	805	0	166	971
Foreign										
Female	0	1	3	1	0	0	5	0	4	9
Male	1	0	2	5	0	0	8	0	1	9
Total:	1	1	5	6	0	0	13	0	5	18
Hawaiian/Pacific Islander										
Female	0	1	2	2	0	0	5	0	0	5
Male	0	0	3	0	0	0	3	0	0	3
Total:	0	1	5	2	0	0	8	0	0	8
Hispanic										
Female	7	3	11	10	0	1	32	0	5	37
Male	3	0	14	3	0	1	21	0	2	23
Total:	10	3	25	13	0	2	53	0	7	60
Native American										
Female	0	0	5	5	0	1	11	0	1	12
Male	1	0	2	0	0	0	3	0	0	3
Total:	1	0	7	5	0	1	14	0	1	15
Other										
Female	3	2	41	92	1	14	153	0	23	176
Male	8	4	57	49	0	6	124	0	16	140
Total:	11	6	98	141	1	20	277	0	39	316
Campus Total:	123	48	536	613	8	109	1437	0	244	1681

Declared Majors by Class Standing Bothell Campus

19-Mar-07

	Freshman		Sophomore		Junior		Senior		5th Year		Non-Matriculate		All Undergraduate		Graduate		Professional		All Students	
	M	F	M	F	M	F	M	F	M	F	M	F	M	F	M	F	M	F	M	F
Bothell Non Matriculated Student											2	4	2	4					2	4
	0		0		0		0		0		6		6		0		0		6	
Business Administration			5	7	128	81	127	85	1	1			261	174					261	174
	0		12		209		212		2		0		435		0		0		435	
Business Administration (Bothell)													0	0	55	26			55	26
	0		0		0		0		0		0		0		81		0		81	
Business Administration (DE)			1		1								2	0					2	0
	0		1		1		0		0		0		2		0		0		2	
Computing & Software Systems			2		40	4	65	7	10	1			117	12					117	12
	0		2		44		72		11		0		129		0		0		129	
Education (Bothell Campus)											1	1	1	1	11	60			12	61
	0		0		0		0		0		2		2		71		0		73	
Education (Certificate:Bothell Campus)									9	80			9	80					9	80
	0		0		0		0		89		0		89		0		0		89	
Environmental Science - Bothell Campus									1				1	0					1	0
	0		0		0		0		1		0		1		0		0		1	
Interdisciplinary Studies			1	3	17	36	2	1					20	40					20	40
	0		4		53		3		0		0		60		0		0		60	
Interdisciplinary Studies (AMS)					3	11	2	8					5	19					5	19
	0		0		14		10		0		0		24		0		0		24	

Note: Students with Double- or Triple-Majors are counted once in each major declared.

Declared Majors by Class Standing Bothell Campus

19-Mar-07

	Freshman		Sophomore		Junior		Senior		5th Year		Non-Matriculate		All Undergraduate		Graduate		Professional		All Students	
	M	F	M	F	M	F	M	F	M	F	M	F	M	F	M	F	M	F	M	F
Interdisciplinary Studies (CLA)					5	23	7	25					12	48					12	48
	0		0		28		32		0		0		60		0		0		60	
Interdisciplinary Studies (CP)				8	6	26		8		1			6	43					6	43
	0		8		32		8		1		0		49		0		0		49	
Interdisciplinary Studies (DE)				1									0	1					0	1
	0		1		0		0		0		0		1		0		0		1	
Interdisciplinary Studies (Global St)				2	2	23	18	17	18				42	38					42	38
	0		4		41		35		0		0		80		0		0		80	
Interdisciplinary Studies (GST & SEB)								1					0	1					0	1
	0		0		0		1		0		0		1		0		0		1	
Interdisciplinary Studies (SEB)				1	7	12	57	23	84		1		36	149					36	149
	0		8		69		107		1		0		185		0		0		185	
Interdisciplinary Studies (STE)				1	1	14	14	5	12				20	27					20	27
	0		2		28		17		0		0		47		0		0		47	
Nursing (Bothell Campus)				1	3	9	8	99		4			11	113	2	42			13	155
	0		1		12		107		4		0		124		44		0		168	
Policy Studies (Bothell Campus)													0	0	12	35			12	35
	0		0		0		0		0		0		0		47		0		47	
Pre Nursing (Bothell)						3	1	2					1	5					1	5
	0		0		3		3		0		0		6		0		0		6	

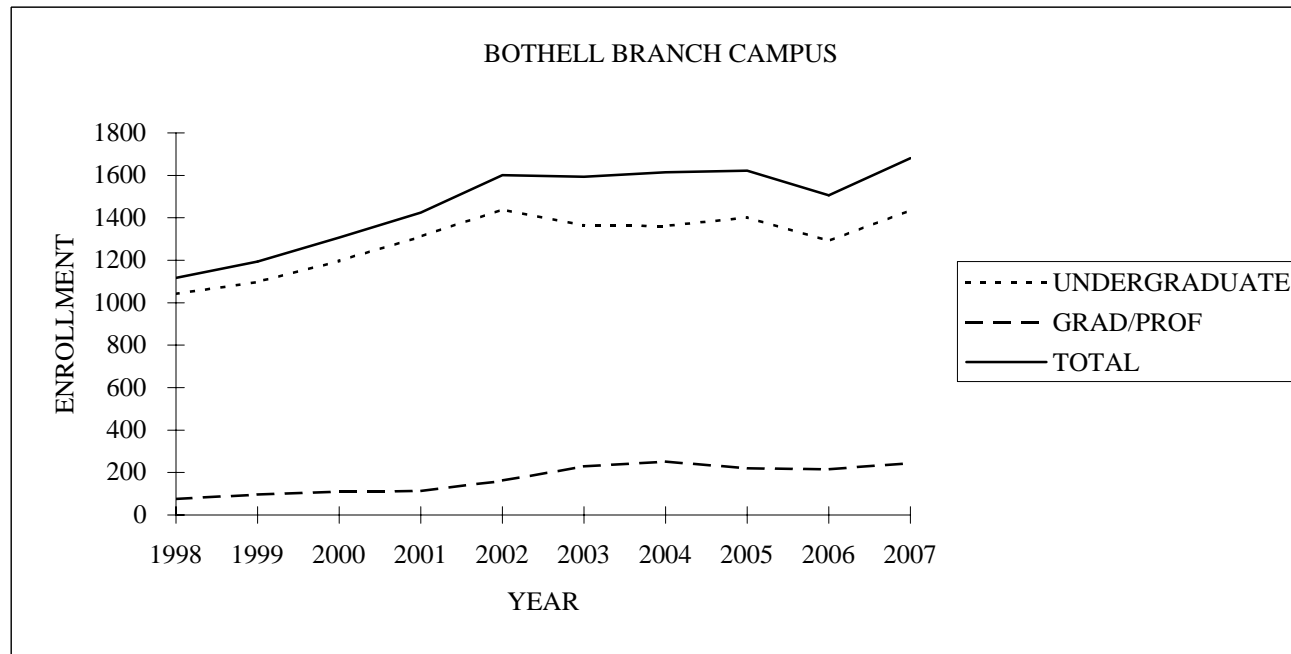
Note: Students with Double- or Triple-Majors are counted once in each major declared.

Declared Majors by Class Standing Bothell Campus

19-Mar-07

	Freshman		Sophomore		Junior		Senior		5th Year		Non-Matriculate		All Undergraduate		Graduate		Professional		All Students	
	M	F	M	F	M	F	M	F	M	F	M	F	M	F	M	F	M	F	M	F
Premajor (Bothell Campus)	65	58	1	4									66	62					66	62
	123		5		0		0		0		0		128		0		0		128	
Visiting from Seattle Campus					2		3	3					3	5					3	5
	0		0		2		6		0		0		8		0		0		8	
Visiting from Tacoma Campus					1								1	0	1				2	0
	0		0		1		0		0		0		1		1		0		2	

Note: Students with Double- or Triple-Majors are counted once in each major declared.



BOTHELL BRANCH CAMPUS - WINTER

	1998	1999	2000	2001	2002	2003	2004	2005	2006	2007
UNDERGRADUATE	1041	1098	1197	1312	1440	1364	1362	1402	1290	1437
GRAD/PROF	76	96	110	113	161	229	252	220	216	244
TOTAL	1,117	1,194	1,307	1,425	1,601	1,593	1,614	1,622	1,506	1,681

University of Washington
Enrollment by New, Continuing and Returning Status
Tacoma Campus

	Freshman		Sophomore		Junior		Senior		Fifth Year		Non-Matriculated		All Undergraduates		Professional		Graduate		Grand Total	
	Male	Female	Male	Female	Male	Female	Male	Female	Male	Female	Male	Female	Male	Female	Male	Female	Male	Female	Male	Female
Continuing	76	102	16	37	255	370	267	424	8	13	14	29	636	975	0	0	135	282	771	1257
	178		53		625		691		21		43		1611		0	0	417		2028	
New	1	0	0	1	55	82	0	1	0	1	3	10	59	95	0	0	7	33	66	128
	1		1		137		1		1		13		154		0	0	40		194	
Returning	0	0	0	0	10	14	0	0	0	0	3	3	13	17	0	0	0	0	13	17
	0		0		24		0		0		6		30		0		0		30	
Total	77	102	16	38	320	466	267	425	8	14	20	42	708	1087	0	0	142	315	850	1402
	179		54		786		692		22		62		1795		0	0	457		2252	

	Continuing		New		Returning		Total	
	#	%	#	%	#	%	#	%
Freshman	178	7.90%	1	0.04%	0	0.00%	179	7.95%
Sophomore	53	2.35%	1	0.04%	0	0.00%	54	2.40%
Junior	625	27.75%	137	6.08%	24	1.07%	786	34.90%
Senior	691	30.68%	1	0.04%	0	0.00%	692	30.73%
Fifth Year	21	0.93%	1	0.04%	0	0.00%	22	0.98%
Non-Matriculated	43	1.91%	13	0.58%	6	0.27%	62	2.75%
All Undergraduate	1611	71.54%	154	6.84%	30	1.33%	1795	79.71%
Professional	0	0.00%	0	0.00%	0	0.00%	0	0.00%
Graduate	417	18.52%	40	1.78%	0	0.00%	457	20.29%
Grand Total	2028	90.05%	194	8.61%	30	1.33%	2252	100.00%

University of Washington
Ethnic Enrollment
Tacoma Campus

Winter Quarter 2007

	Fresh	Soph	Junior	Senior	N-Mat.	5th Year	Undergrad. Total	Prof.	Grad.	All Students
African-American										
Female	11	3	33	23	2	1	73	0	16	89
Male	7	1	12	15	0	0	35	0	8	43
Total:	18	4	45	38	2	1	108	0	24	132
Asian										
Female	25	5	39	48	1	2	120	0	17	137
Male	26	2	44	42	2	1	117	0	20	137
Total:	51	7	83	90	3	3	237	0	37	274
Caucasian										
Female	47	24	314	248	29	9	671	0	211	882
Male	30	11	177	145	15	6	384	0	72	456
Total:	77	35	491	393	44	15	1055	0	283	1338
Foreign										
Female	0	0	1	3	1	0	5	0	2	7
Male	0	0	2	4	0	0	6	0	1	7
Total:	0	0	3	7	1	0	11	0	3	14
Hawaiian/Pacific Islander										
Female	1	0	7	7	0	0	15	0	1	16
Male	3	0	3	2	1	0	9	0	0	9
Total:	4	0	10	9	1	0	24	0	1	25
Hispanic										
Female	8	3	20	25	2	0	58	0	19	77
Male	3	0	25	6	0	0	34	0	5	39
Total:	11	3	45	31	2	0	92	0	24	116
Native American										
Female	1	0	11	11	0	0	23	0	8	31
Male	1	0	5	3	0	0	9	0	0	9
Total:	2	0	16	14	0	0	32	0	8	40
Other										
Female	9	3	41	60	7	2	122	0	41	163
Male	7	2	52	50	2	1	114	0	36	150
Total:	16	5	93	110	9	3	236	0	77	313
Campus Total:	179	54	786	692	62	22	1795	0	457	2252

Declared Majors by Class Standing Tacoma Campus

19-Mar-07

	Freshman		Sophomore		Junior		Senior		5th Year		Non-Matriculate		All Undergraduate		Graduate		Professional		All Students	
	M	F	M	F	M	F	M	F	M	F	M	F	M	F	M	F	M	F	M	F
Accounting	1		1	4	29	34	25	47					56	85					56	85
	1		5		63		72		0		0		141		0		0		141	
Business Administration				1	15	15	18	17					33	33					33	33
	0		1		30		35		0		0		66		0		0		66	
Business Administration (Finance)				1	21	11	26	15	1				49	26					49	26
	0		1		32		41		1		0		75		0		0		75	
Business Administration (Management)		1	2	1	17	8	14	9					33	19					33	19
	1		3		25		23		0		0		52		0		0		52	
Business Administration (Marketing)				2	7	11	8	8					15	21					15	21
	0		2		18		16		0		0		36		0		0		36	
Computing & Software Systems			3	1	33	2	56	3	5	3	1		98	9	37	13			135	22
	0		4		35		59		8		1		107		50		0		157	
Dual Enrollment Comput & Sftwr Sys (Tac)					2								2	0					2	0
	0		0		2		0		0		0		2		0		0		2	
Education (Tacoma Campus)												4	0	4	31	94			31	98
	0		0		0		0		0		4		4		125		0		129	
Environmental Science - Tacoma Campus				1	5	20	9	6	1	2			16	28					16	28
	0		1		25		15		3		0		44		0		0		44	
Interdisciplinary Arts & Sciences																				
	2		4	7	78	140	10	16					94	163	1				94	164
	2		11		218		26		0		0		257		1		0		258	

Note: Students with Double- or Triple-Majors are counted once in each major declared.

Declared Majors by Class Standing Tacoma Campus

19-Mar-07

	Freshman		Sophomore		Junior		Senior		5th Year		Non-Matriculate		All Undergraduate		Graduate		Professional		All Students	
	M	F	M	F	M	F	M	F	M	F	M	F	M	F	M	F	M	F	M	F
Interdisciplinary Arts & Sciences (AMC)					1	7	4	12		1			5	20					5	20
	0		0		8		16		1		0		25		0		0		25	
Interdisciplinary Arts & Sciences (AS)					3	3	1	7					4	10					4	10
	0		0		6		8		0		0		14		0		0		14	
Interdisciplinary Arts & Sciences (COMM)				4	12	19	11	14		1			23	38					23	38
	0		4		31		25		1		0		61		0		0		61	
Interdisciplinary Arts & Sciences (EGL)					1		1	6					2	6					2	6
	0		0		1		7		0		0		8		0		0		8	
Interdisciplinary Arts & Sciences (EST)					2	1	4	2					6	3					6	3
	0		0		3		6		0		0		9		0		0		9	
Interdisciplinary Arts & Sciences (GLBS)					2	5	1	7					3	12					3	12
	0		0		7		8		0		0		15		0		0		15	
Interdisciplinary Arts & Sciences (GS)				1	5	13	7	23					12	37					12	37
	0		1		18		30		0		0		49		0		0		49	
Interdisciplinary Arts & Sciences (PE)					4	1	13	8		1			17	10					17	10
	0		0		5		21		1		0		27		0		0		27	
Interdisciplinary Arts & Sciences (PSY)					5	25	8	32					13	57					13	57
	0		0		30		40		0		0		70		0		0		70	
Interdisciplinary Arts & Sciences (PV)																				
			1	1	6	6	7	14					14	21					14	21
	0		2		12		21		0		0		35		0		0		35	

Note: Students with Double- or Triple-Majors are counted once in each major declared.

Declared Majors by Class Standing Tacoma Campus

19-Mar-07

	Freshman		Sophomore		Junior		Senior		5th Year		Non-Matriculate		All Undergraduate		Graduate		Professional		All Students	
	M	F	M	F	M	F	M	F	M	F	M	F	M	F	M	F	M	F	M	F
Interdisciplinary Arts & Sciences (SS)			2	4	12	55	17	67		1			31	127					31	127
	0		6		67		84		1		0		158		0		0		158	
Interdisciplinary Studies													0	0	6	30			6	30
	0		0		0		0		0		0		0		36		0		36	
Interdisciplinary Arts & Sciences (IN)								1					0	1					0	1
	0		0		0		1		0		0		1		0		0		1	
Nonmatriculated - Tacoma											17	27	17	27					17	27
	0		0		0		0		0		44		44		0		0		44	
Nursing (Tacoma Campus)				2	6	40	6	45		1		9	12	97	6	69			18	166
	0		2		46		51		1		9		109		75		0		184	
Pre Business Administration (Tacoma)				2	3	3							3	5					3	5
	0		2		6		0		0		0		8		0		0		8	
Pre Computing and Software Sys (Tacoma)				2	23	3		1					23	6					23	6
	0		2		26		1		0		0		29		0		0		29	
Pre Nursing (Tacoma)					1	6							1	6					1	6
	0		0		7		0		0		0		7		0		0		7	
Premajor (Tacoma Campus)	73	99	1	2									74	101					74	101
	172		3		0		0		0		0		175		0		0		175	
Social Welfare (Tacoma)				2	8	27	5	42		1			13	72					13	72
	0		2		35		47		1		0		85		0		0		85	

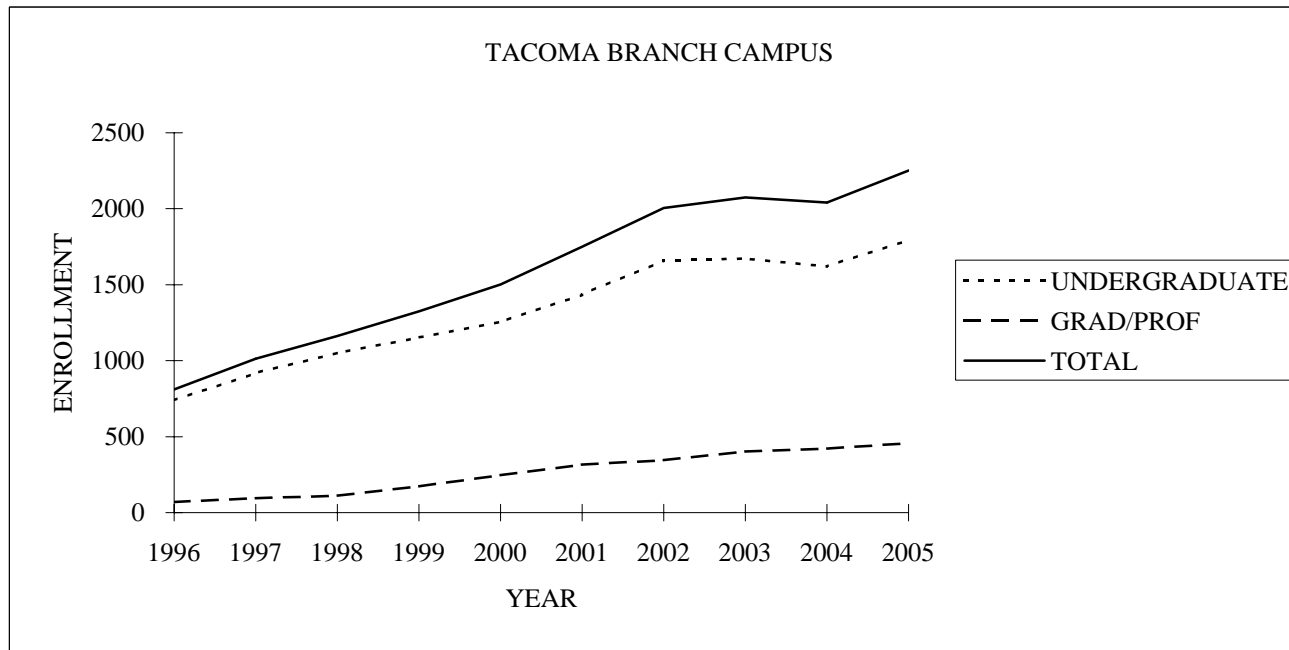
Note: Students with Double- or Triple-Majors are counted once in each major declared.

Declared Majors by Class Standing Tacoma Campus

19-Mar-07

	Freshman		Sophomore		Junior		Senior		5th Year		Non-Matriculate		All Undergraduate		Graduate		Professional		All Students	
	M	F	M	F	M	F	M	F	M	F	M	F	M	F	M	F	M	F	M	F
Social Work - Advanced Standing (Tacoma)													0	0		5			0	5
	0		0		0		0		0		0		0			5				5
Social Work (Tacoma Campus)													0	0	17	85			17	85
	0		0		0		0		0		0		0		102		0			102
Tacoma Dual Enrollment													2	2					2	2
			1		1	1		1					4		0		0			4
URBAN STUDIES	1	2		1	19	11	17	21	1	3			38	38					38	38
	3		1		30		38		4		0		76		0		0			76
UW Tacoma Master of Business Admin											2	2	2	2	44	16			46	18
	0		0		0		0		0		4		4		60		0			64
Visiting from Bothell Campus								3					0	3					0	3
	0		0		0		3		0		0		3		0		0			3
Visiting from Seattle Campus				1			1						1	1	1	2			2	3
	0		1		0		1		0		0		2		3		0			5

Note: Students with Double- or Triple-Majors are counted once in each major declared.



TACOMA BRANCH CAMPUS - WINTER

	1996	1997	1998	1999	2000	2001	2002	2003	2004	2005
UNDERGRADUATE	740	918	1,052	1,152	1,255	1,435	1,659	1,672	1,619	1,795
GRAD/PROF	70	95	111	172	247	316	346	403	422	457
TOTAL	810	1,013	1,163	1,324	1,502	1,751	2,005	2,075	2,041	2,252