

## Directions to the CHDD Building at the University of Washington

### LOCATION

UW Seattle Campus Map: <http://uw.edu/maps/#!/chcl>

[Google Maps](#): click link on left or search using street address below

#### **Street Address:**

1701 NE Columbia Road  
University of Washington  
Seattle, WA 98195

#### **Mailing Address:**

CHDD/UW Autism Center  
Box 357920  
University of Washington  
Seattle, WA 98195-7920

### DRIVING DIRECTIONS

**From Interstate 5:** Take the N.E. 45<sup>th</sup> Street Exit (Exit # 169), located north of downtown Seattle. Head east at the end of the exit ramp onto NE 45<sup>th</sup> Street for half a mile and turn right onto 15<sup>th</sup> Avenue NE. Take 15<sup>th</sup> Avenue all the way down to the water (stay in the right lane to avoid turning left onto Pacific Avenue). Once you cross Pacific Street, 15<sup>th</sup> Avenue curves to the left, and brings you to the S1 parking lot gatehouse. The CHDD is located at the far end of the S1 lot.

**From Route 520:** Take the Montlake Boulevard Exit and head north across the Montlake bridge. Just after you cross the bridge, turn left onto NE Pacific Street and drive past the UW Medical Center (on your left). Turn left onto 15<sup>th</sup> Avenue NE and continue as it curves left, until you get to the S1 parking lot gatehouse. The CHDD is located at the far end of the S1 lot.


### PARKING

#### **Parking Option 1: UWAC Pre-Paid Parking Spaces**

- We have **2 parking spaces on the middle level of the S-1 parking deck near the entrance to the Portage Bay clinic** dedicated for the use of our clients, research participants and visitors. These 2 parking spaces are pre-paid so you do not need to stop at the gatehouse or pay to use them. Please only use these 2 pre-paid parking spaces if you have not already paid for parking.
- To utilize these spots, contact your patient navigator, research scheduler, your clinician or person you are visiting to get hang tag(s) for your upcoming visit(s). If you arrive and park in one of our dedicated spots and do not have a hang tag, let the person you are seeing know and we will give you a tag to take out to your car.
- Please note: the spots are first-come, first-served, so if you drive by and they are in use, you will need to drive to the S-1 paid parking area and pay for a regular S-1 parking spot at the machine or by phone (instructions can be found below). If you have questions, you can stop by the S-1 parking gatehouse.



UWAC Pre-Paid Parking Spaces  
Picture 1



UWAC Pre-Paid Parking Spaces  
Picture 2



UWAC Pre-Paid Parking Signs




**Parking Option 2: Lot S-1 Parking Spaces**

- You can utilize parking spaces on the top level of the S-1 parking lot.
- Located behind the UW Medical Center, S-1 may be entered by following Boat Street and bypassing the gatehouse. Self-serve parking is available on the top level only.
- You may pay at a machine or using an [app on your phone](#). The rate is \$4.00/hr.
- **Leave the parking permit on the dashboard of your car when you come in for your visit.**



**FINDING THE CHDD**

The CHDD is a 4-story brick building just **east of the S1** parking lot. There are two entrances. Please do not park in front of the Ground Floor Entrance. Please pull into the loading lane in front of the Main Entrance. The main entrance facing the UW Medical Center leads you up a ramp and directly into the reception area.



Main Entrance to CHDD




Ground Floor Entrance



CHDD from S1 Parking Lot

**UPON ARRIVAL**

Please check in at the reception desk. If you are late, can't find your way, or your clinician has not met you, please call your Patient Navigator or person you are visiting.



Main Entrance to CHDD



Loading Lane/Zone in Front of Main Entrance Ramp





**MAP**

