



Differential associations between interpersonal variables and quality-of-life in a sample of college students

Adam M. Kuczynski¹ · Jonathan W. Kanter¹ · Donald J. Robinaugh²

Accepted: 7 September 2019
© Springer Nature Switzerland AG 2019

Abstract

Purpose Humans are fundamentally social beings, and the relationships we form with others are crucial for our well-being. Research across a variety of domains has established the association between a variety of interpersonal factors and health outcomes, including quality-of-life. However, there is a need for a more integrative, holistic analysis of these variables and how they relate to one another.

Methods Undergraduate students ($n = 1456$) from four universities across the United States completed self-report measures of their quality-of-life and a variety of interpersonal factors identified as important predictors across the literature. We examined zero-order correlations between these measures and quality-of-life, estimated a path model to look at unique variance accounted for by each, and finally used network analysis to examine the network of direct and indirect associations among these variables and quality-of-life.

Results Loneliness had the strongest association with quality-of-life across all analyses. When examining the unique association between quality-of-life and each interpersonal variable, six remained statistically significant: loneliness, social support, social connectedness, emotional intelligence, intimacy with one's romantic partner, and empathic concern. These results were supported by the network model, which found direct associations between quality-of-life and these six variables as well as indirect associations with all other interpersonal variables in the model.

Conclusions Results from this research suggest that interpersonal factors in general, and loneliness in particular, are strongly associated with quality-of-life. Future research is needed to establish the direction of these effects and examine for whom these findings are generalizable.

Keywords Interpersonal processes · Loneliness · Social isolation · Quality-of-life · Network analysis

Introduction

Human beings have evolved such that our survival depends on the relationships we form with others [1]. Meta-analytic research has found that poor quality relationships are associated with increased risk of mortality equivalent to smoking

15 cigarettes daily [2–4]. Despite the importance of relationships, however, the number of Americans who have no close relationships has tripled since 1984 [5], and nearly half of American adults report “sometimes” or “always” feeling alone and isolated from others [6]. Similar patterns have been found outside of the United States (e.g., [7]).

Several factors contribute to the association between poor quality relationships and risk of mortality. Interpersonal processes directly and adversely influence health-related biological processes by increasing activation in the hypothalamic–pituitary–adrenal (HPA) axis [8]. For example, lonely individuals are more likely to develop cardiovascular disease [9], have dysregulated immune functioning [10], and have higher levels of salivary cortisol [11], all adverse physical outcomes linked to increased activation in the HPA axis [8]. Poor quality relationships contribute to mortality indirectly by increasing unhealthy behaviors such as poor

Electronic supplementary material The online version of this article (<https://doi.org/10.1007/s11136-019-02298-3>) contains supplementary material, which is available to authorized users.

✉ Adam M. Kuczynski
adamkucz@uw.edu

¹ University of Washington, 119a Guthrie Hall, Box 351525, Seattle, WA 98195, USA

² Department of Psychiatry, Massachusetts General Hospital, Harvard Medical School, 1 Bowdoin Square, Room 656, Boston, MA 02114, USA

medication adherence [12] and less regular exercise [13]. Finally, socially isolated individuals are more likely to develop psychiatric disorders such as major depression [14], which, in turn, confer increased risk for mortality [15, 16]. Through these mechanisms, interpersonal processes have the potential to play a substantial role in our health and overall quality-of-life [17].

Dozens of research programs across several disciplines (e.g., psychology, evolutionary biology, sociology) have sought to better understand the association between social relationships and indicators of well-being. Although much progress has been made, fundamental findings in the field are often quarantined within separate research traditions, resulting in a heterogeneous set of micro-theories and constructs that [18] referred to as “a thousand islands” of separate research traditions (see also [19]). Although progress has been made in unifying these distinct traditions [20], prominent scholars in the field have noted the continued need for “central organizing principles” that identify related constructs, integrate findings, and facilitate generalization across research disciplines [21].

The goal of unifying research on relationships and well-being has critical practical importance. To inform the development of interventions and public policies that target interpersonal correlates of quality-of-life, an understanding of which processes are most important and how they relate to each other is needed. For example, in order to maximize efficiency and minimize patient suffering, would it be more beneficial for a psychotherapist to focus on improving the quality of one’s romantic relationships or to engage them more with their broader social support network? Should public policy focus directly on targeting the subjective feeling of loneliness or programs that increase social support? If one process is targeted, how quickly and of what magnitude can we expect change in related processes?

The overarching goal of this research was to examine the associations among a set of transtheoretical interpersonal variables and quality-of-life. We did so by exploring (a) the direct, bivariate associations among well-established interpersonal variables and quality-of-life, (b) how these associations change when accounting for shared variance of the other interpersonal variables, and (c) the direct and indirect pathways through which these variables are associated with quality-of-life. We selected interpersonal variables across different theoretical frameworks that are posited to influence a health-related (e.g., psychopathology) or social functioning (e.g., sense of belonging) outcome. In doing so, we identified variables that were measured across different relationship types (e.g., romantic, non-romantic), time periods (e.g., lifetime, one-week), and domains (e.g., structural/subjective, state/trait), and also included converging constructs (e.g., social connectedness, loneliness) studied across different programs of

research. First, we selected well-validated measures of *skills, abilities, and dispositions* seen as foundational to relational success, including emotional intelligence (the ability to regulate and understand emotions in oneself and others; [22]), theory of mind/emotion recognition (the ability to attribute different mental states to oneself and others; [23]), empathic concern (the degree to which one experiences sympathy and concern for others; [24]), and perspective taking (the ability to take another’s point of view; [24]). Second, we selected measures of *behaviors* important to relational success, including the degree to which one engages in intimate interactions (i.e., involving vulnerability and responsiveness; [25]) with a specific individual in their life and in general with others. Finally, we included measures of *perceived closeness across relational domains* including feelings of loneliness (e.g., a discrepancy between one’s desired and perceived level of social engagement; [26]), social connectedness (feelings of interpersonal closeness with others in general; [27]), social support (the degree to which one perceives emotional and instrumental support in their relationships; [28]), and perceived intimacy with one’s romantic partner. In doing so, we aimed to lay the groundwork for a transtheoretical analysis of the association between key interpersonal variables and quality-of-life that has the potential to inform clinical decision making, public policy, and future research.

Method

Participants and procedure

Participants were 1456 undergraduate students from four universities across the United States who participated in exchange for extra course credit. Prospective participants viewed a list of studies that they could participate in through their university’s psychology subject pool. If they were interested in participating in our research, they followed a link to an online information statement which described the purpose and procedures of the current research. Upon providing informed consent to participate, subjects were presented with an online battery of measures (described below), including questions pertaining to demographic information. Participants completed the survey using their personal computers in a location of their choice. Participant ages ranged from 18 to 41 ($M = 19.69$, $SD = 2.35$). The majority of participants identified as female (62%), white (57%), single/not in a relationship (59%), and born in the United States (77%). Data for this study were collected as part of a larger scale development project [29] and selected for their centrality within the relationship science literature.

Measures

Quality-of-life

The World Health Organization Quality of Life—BREF (WHOQOL; [30]) is a 26-item self-report measure of quality-of-life measured in four domains: physical health, psychological health, social relationships, and environment. Participants rate each item on a 5-point Likert scale ranging from 1 (*Very dissatisfied/Not at all/Very poor/Never*) to 5 (*Very satisfied/An extreme amount/Extremely/Completely/Very Well/Always*). The WHOQOL has been used cross-nationally and discriminates well between individuals expected to have different levels of quality-of-life, including individuals with medical diagnoses [31] and mental health diagnoses [32]. The WHOQOL has also been used in previous research to measure quality-of-life as a function of interpersonal processes (e.g., loneliness; [33]). An overall quality-of-life mean score was computed. Internal consistency in the current sample was strong ($\alpha = .92$).

Fear-of-intimacy

The Fear-of-Intimacy Scale (FIS; [34]) is a 35-item self-report measure of anxiety regarding close, dating relationships. Participants rate each item on a 5-point Likert scale ranging from 1 (*Not at all characteristic of me*) to 5 (*Extremely characteristic of me*). Individuals with greater FIS scores are less comfortable with emotional closeness [35], less satisfied with their relationships [36], and engage in less intimate behaviors (emotional, sexual, etc.) with their romantic partner [37] relative to individuals who score low on the FIS. An overall fear-of-intimacy score was computed as the sum of all items. Internal consistency in the current sample was strong ($\alpha = .93$).

Loneliness

The UCLA Loneliness Scale (UCLALS; [38]) is a 20-item self-report measure of loneliness. Participants rate each item on a 4-point Likert scale ranging from 1 (*never*) to 4 (*always*). Scores on the UCLALS are distinct from measures of depressed affect [39] and are associated with less rewarding social experiences [40], less social contact [41], and poor quality social relationships [42]. An overall loneliness score was computed as the sum of all items. Internal consistency in the current sample was strong ($\alpha = .93$).

Social connectedness

The Social Connectedness Scale (SCS; [43]) is an 8-item self-report measure of perceived social connectedness. Participants rate each item on a 6-point Likert scale ranging

from 1 (*Strongly Agree*) to 6 (*Strongly Disagree*). The SCS is used frequently with student samples [44] and is associated with one's level of social support [45], self-reported well-being and mental health [46], and perceived stress in college students [47]. An overall social connectedness score was computed by reverse scoring and taking the sum of all items. Internal consistency in the current sample was strong ($\alpha = .96$).

Social support

The Medical Outcomes Study Social Support Survey (SSS; [28]) is a 19-item self-report measure of perceived social support across four domains: emotional/informational, structural, affectionate, and positive social interaction. Participants rate each item on a 5-point Likert scale ranging from 1 (*None of the time*) to 5 (*All of the time*). The SSS has demonstrated strong psychometric properties in college student samples [48] and is associated with mental and physical health, loneliness, and level of family functioning [28]. An overall social support score was computed by transforming the mean across all items to a 0–100 score. Internal consistency in the current sample was strong ($\alpha = .96$).

Emotional intelligence

The Schutte Self-report Emotional Intelligence Test (SSEIT; [49]) is a 33-item self-report measure of emotional intelligence that emphasizes emotional expression, appraisal, regulation, and use of emotions. Participants rate each item on a 5-point Likert scale ranging from 1 (*Strongly disagree*) to 5 (*Strongly agree*). Scores on the SSEIT are negatively associated with alexithymia [49] and positively associated with subjective well-being [50] and relationship satisfaction [22]. An overall emotional intelligence score was computed as the sum of all items. Internal consistency in the current sample was strong ($\alpha = .92$).

Theory of mind

The Reading the Mind in the Eyes Test (RMET; [23]) is a 36-item measure of the degree to which participants can infer one's emotional state from their facial expression. Participants view a photograph of the eye region of an individual's face and select an emotion word (e.g., irritated, relieved) from four response options, only one of which is a correct response. Scores on the RMET successfully differentiate between individuals expected to differ in their theory of mind abilities, providing support for the construct validity of the RMET. For example, individuals with a diagnosis of Autism Spectrum Disorder tend to score lower than those without the diagnosis [51]; a similar pattern was found for those with a diagnosis of schizophrenia compared to those

without the diagnosis [52]. Others have noted, however, that the RMET may more closely resemble a measure of emotion recognition than theory of mind [53]. An overall theory of mind score is computed by computing the total number of correct responses. Internal consistency in the current sample was acceptable ($\alpha = .78$).

Intimacy with romantic partner

The Miller Social Intimacy Scale (MSIS; [54]) is a 17-item self-report measure of intimacy experienced in a particular romantic relationship. Only those participants who indicated currently being in a romantic relationship ($n = 597$) responded to the MSIS. Participants rate each item on a 10-point Likert scale ranging from 1 (*Very rarely*) to 10 (*Almost Always*). Scores on the MSIS are associated with relationship satisfaction [55] and engagement in self-disclosure after experience stress [56], and are higher in those who are married versus those who are not [54]. An overall intimacy score was computed as the sum of all items. Internal consistency in the current sample was acceptable ($\alpha = .92$).

Intimacy with chosen individual

The Functional Analytic Psychotherapy Intimacy Scale (FAPIS; [57]) is a 14-item self-report measure of intimacy-related behaviors with a particular chosen individual (e.g., friend, family member, romantic partner). The majority of participants chose a friend (45%), a parent (34%), or a sibling (16%), with only 1% choosing a romantic partner. Participants rate each item on a 7-point Likert scale ranging from 0 (*Not at all*) to 6 (*Completely*). Scores on the FAPIS are positively associated with perceived social support and social skills [57] and are sensitive to change following a dyadic intervention to increase intimate relational functioning [58]. A total scale score was computed as the sum of all items. Internal consistency in the current sample was acceptable ($\alpha = .92$).

Awareness, courage, and responsiveness

The Awareness, Courage, and Responsiveness Scale (ACRS; [29]) is a 24-item self-report measure of behaviors fundamental to the development of relational intimacy. Participants rate each item on a 7-point Likert Scale ranging from 1 (*Never true*) to 7 (*Always true*). The ACRS demonstrated strong psychometric properties in the initial validation sample, including strong factor structure and measurement invariance. An overall mean score was computed. Internal consistency in the current sample was strong ($\alpha = .93$).

Empathic concern

The Interpersonal Reactivity Index (IRI; [59]) Empathic Concern subscale is a 7-item self-report measure of one's tendency to experience feelings of concern and compassion for others undergoing challenges. Participants rate each item on a 5-point Likert scale ranging from 1 (*Does not describe me well*) to 5 (*Describes me very well*). Scores on the IRI empathic concern subscale are positively associated with related constructs such as emotional intelligence [22], mental well-being [60], and relationship satisfaction [61] and negatively associated with constructs presumed to measure lack of empathy (e.g., psychopathy [62]). An overall empathic concern score was computed as the sum of all items. Internal consistency in the current sample was acceptable ($\alpha = .77$).

Perspective taking

The Interpersonal Reactivity Index (IRI; [59]) Perspective Taking subscale is a 7-item self-report measure of one's ability to take others' perspective. Participants rate each item on a 5-point Likert scale ranging from 1 (*Does not describe me well*) to 5 (*Describes me very well*). Scores on the perspective taking subscale are associated with conflict style [63], patient satisfaction in medical encounters [64], and measures of interpersonal functioning (e.g., loneliness; [24]). An overall perspective taking score was computed as the sum of all items. Internal consistency in the current sample was acceptable ($\alpha = .77$).

Data analytic strategy

We took a three-pronged approach to analyzing these data for the purpose of addressing our three aims and evaluating whether our findings were stable across different analytic techniques. We used R version 3.5.2 [65] for all analyses. First, we computed zero-order correlations and associated 99% confidence intervals between quality-of-life and each of our interpersonal variables, which provided a preliminary understanding of the degree to which each variable is associated with quality-of-life, not accounting for the shared covariance with other interpersonal variables. To minimize type I errors, we used an α -level of .01 and compared p values against a Šidák corrected value [66] to maintain this criterion at the family-wise level.

Second, using the lavaan R package (version .6.2; [67]), we used path modeling to estimate the unique association of each interpersonal variable with quality-of-life. This analysis helps answer the question, "What is the association between quality-of-life and each interpersonal variable after taking the effect of all other variables into account?" Full information maximum likelihood (FIML)

was used to estimate all model parameters and all variables were standardized prior to the analysis.

Although the path model expanded upon the zero-order correlations by estimating conditionally independent associations (i.e., unique variance accounted for by each variable), a major limitation is that both sets of analyses estimated bivariate (i.e., direct) relationships and thus failed to capture a more complex system of associations among the variables. In other words, these analyses provide an understanding of the different ways in which each interpersonal variable is directly associated with quality-of-life but fail to illustrate clearly how the covariance among these variables results in a larger, transtheoretical system of associations. To complement and expand upon the path analysis, network analysis was used to model the conditionally independent pathways—both direct *and* indirect—through which the interpersonal variables were associated with quality-of-life.

Specifically, we estimated a Gaussian Graphical Model (GGM), which depicts the interpersonal variables as existing within a complex network of associations with each other and with quality-of-life. Variables within the GGM are referred to as *nodes* and the associations between them as *edges* [68]. For this research, we estimated a partial correlation network using the graphical least absolute shrinkage and selection operator (LASSO; [69, 70]) as implemented in the qgraph R package (version 1.6.2; [71]). LASSO estimation differs from other estimation techniques in several ways. Most notably, it uses a penalized maximum likelihood solution to estimate a model that contains fewer edges than other estimation techniques while still explaining the data well (i.e., accurately reproducing the observed pattern of correlations). As such, it uses regularization rather than statistical significance to determine the presence and absence of associations. In the current research, several models with varying levels of sparseness (i.e., connections between nodes) were estimated and a final model was selected using the Extended Bayesian Information Criterion (EBIC; [72]). A tuning parameter (γ) of .5 was used for model selection, which prioritizes the reduction of Type I error.

We estimated three centrality indices for each node in the network (i.e., strength, betweenness, and closeness centrality), which quantify the features of the relationship between individual nodes and the remainder of the network. Strength centrality refers to how strongly connected a given node is in the network and is computed by taking the sum of the absolute edge weights connected to each node. Betweenness centrality refers to the extent to which a node facilitates (i.e., mediates) the flow of information throughout the network and is computed by counting how often a given node is on the shortest path between every combination of two other nodes. Closeness centrality refers to the average distance from a given node to all other nodes in the network, with

high closeness indicating a shorter average distance [73]. The qgraph R package [71] was used for these analyses.

To examine the stability of the edge weight estimates in our final model, we computed 95% bootstrapped confidence intervals around the estimate for each pair of nodes using the bootnet R package (version 1.1.0; Epskamp et al. 2018). To examine stability of the parameter estimates in our final model, we computed the CS-coefficient, which is an estimate of the maximum proportion of cases in the original data that can be dropped while maintaining, with 95% confidence, a correlation with the original centrality parameter estimate of .70. Per Epskamp et al. [74], we used a cut-off of .50 (i.e., more than 50% of original cases dropped) to indicate sufficient stability of each centrality parameter estimate.

We also conducted a “shortest paths analysis” between each interpersonal variable and quality-of-life using [75] algorithm, which represents the minimum number of “steps” (i.e., edges) needed to get from one node to another, accounting for the strength of each edge. In this way, the entire network can be viewed as a “roadmap” that includes all possible routes to quality-of-life from each interpersonal variable, with the shortest path highlighting the quickest route [76]. The qgraph R package [71] was used for these analyses.

Results

Zero-order correlations

We computed zero-order correlation coefficients between quality-of-life and each interpersonal variable, all of which were significant at the Šidák corrected α -level of .0009 (see Table 1 for the full list of zero-order correlations and their associated 99% confidence intervals). Of the eleven variables included in this research, loneliness ($r = -.65$, $CI_{.99} [-.69, -.61]$) and social support ($r = .61$, $CI_{.99} [.56, .65]$) had the strongest associations with quality-of-life. Loneliness and social support were not statistically distinguishable; however, loneliness was distinguishable from all other variables, including the third strongest, social connectedness ($r = .55$, $CI_{.99} [.51, .60]$). The weakest associations were with empathic concern ($r = .21$, $CI_{.99} [.14, .27]$), perspective taking ($r = .19$, $CI_{.99} [.12, .25]$), and theory of mind ($r = .12$, $CI_{.99} [.06, .19]$).

Path model

The just-identified path model converged after 56 iterations of full information maximum likelihood estimation. Standardized path coefficients in the model (see Fig. 1) represent the degree to which quality-of-life is expected to vary as each interpersonal variable varies, with larger values indicating a stronger association. A similar pattern emerged in the

Table 1 Zero-order correlations and associated 99% confidence intervals between interpersonal variables and quality-of-life arranged in descending order by absolute magnitude of the estimate

Interpersonal variable	<i>M</i>	<i>SD</i>	Lower	Estimate (<i>r</i>)	Upper
Loneliness	45.03	10.94	– .689	– .652	– .611
Social support	96.70	20.95	.565	.609	.650
Social connectedness	36.58	10.10	.506	.555	.600
Emotional intelligence	120.30	16.51	.479	.529	.576
Intimacy with romantic partner	142.93	21.67	.432	.513	.587
Awareness, courage, and responsiveness	5.11	.78	.394	.450	.502
Fear-of-intimacy	83.14	21.83	– .483	– .429	– .372
Intimacy with chosen individual	61.16	15.31	.284	.345	.403
Empathic concern	26.09	4.60	.142	.208	.271
Perspective taking	24.31	4.56	.122	.188	.252
Theory of mind	22.96	5.72	.057	.124	.190

All estimates are statistically significant at the Šidák corrected α -level of .0009

path model as in the zero-order correlations, with smaller values overall after adjusting for shared variance among the interpersonal variables. After correcting for family-wise error using the Šidák correction [66], loneliness ($\beta = -.348$, $p < .0009$) again emerged as having the strongest association with quality-of-life, followed this time by emotional intelligence ($\beta = .278$, $p < .0009$). These results suggest that, conditional on all other variables in the model, quality-of-life is expected to increase by .348 standard deviations for each standard deviation decrease in loneliness. Other statistically significant paths in this model include social support ($\beta = .109$), social connectedness ($\beta = .097$), intimacy with one's romantic partner ($\beta = .252$), and empathic concern ($\beta = .106$). Confidence intervals around the path estimates suggest that the top three strongest associations (loneliness, emotional intelligence, and intimacy with one's romantic partner) are not statistically distinguishable.

Network analysis

A graphical depiction of the estimated network structure (GGM) can be found in Fig. 2a. Results suggested that our edge weight estimates were stable (see supplementary materials). Consonant with the previous two analyses, quality-of-life was directly associated with loneliness, intimacy with one's romantic partner, social support, social connectedness, emotional intelligence, and empathic concern. Quality-of-life was also indirectly associated with the remaining interpersonal variables with each variable at most two steps away from quality-of-life. The shortest paths analysis (Fig. 2b) highlights the strongest (i.e., most direct, accounting for edge weights) path of each interpersonal variable to quality-of-life. Of the six direct paths to quality-of-life, four were identified as the shortest path in this analysis: loneliness, intimacy with one's romantic partner, emotional intelligence, and empathic concern. Social support and social

connectedness were more strongly connected to quality-of-life via their association with loneliness than their direct path.

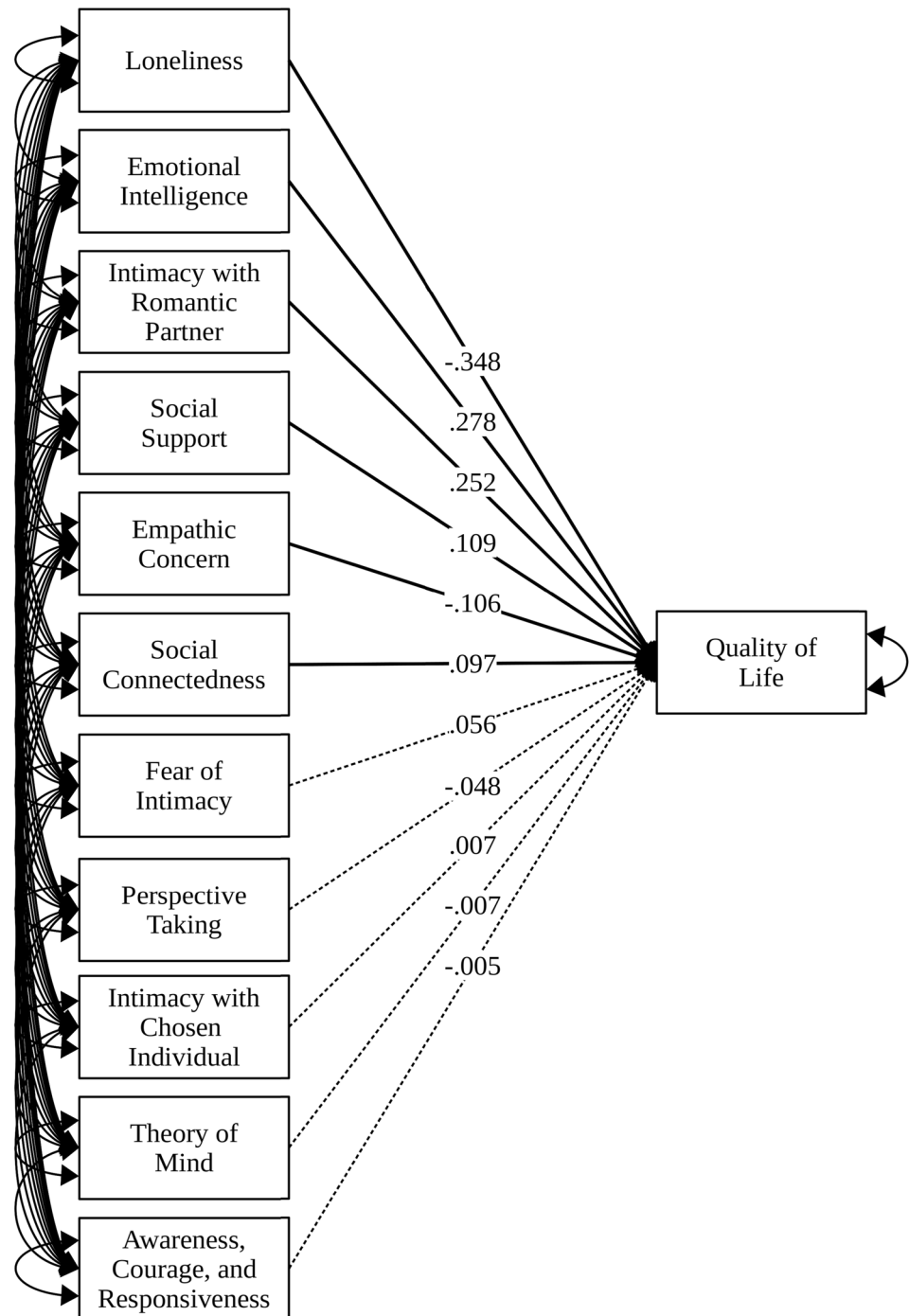
Centrality estimates of each node (Fig. 3) provide an assessment of the overall relationship between individual nodes and the remainder of the network [73]. Strength ($CS[r = .70] = .75$) and closeness ($CS[r = .70] = .60$) met our criterion for stability, but betweenness ($CS[r = .70] = .44$) did not (see supplementary materials for further details). Thus, we only interpret strength and closeness centrality here. Loneliness had the largest strength and closeness centrality, suggesting that it is strongly connected within the network. Conversely, intimacy with one's chosen individual had the lowest strength and closeness centralities, suggesting that it is not as strongly connected. Interestingly, quality-of-life had the highest closeness centrality of all variables in the model, indicating that it is centrally located within the network, illustrating its strong association with the interpersonal variables included in this research.

Discussion

In this study, we examined the associations between key interpersonal variables and self-reported quality-of-life in a sample of undergraduate students. First, we estimated direct, bivariate associations. Then, we examined how these associations changed when controlling for the other interpersonal variables using a simple path model. Finally, we used network analysis to model the complex direct and indirect associations between these variables and quality-of-life. These analyses provide us information about the unconditional and conditional associations among interpersonal and quality-of-life variables while also allowing us to examine whether there is convergence in findings across different methods.

Across all three analyses, interpersonal processes were strongly associated with quality-of-life, accounting for more

Fig. 1 Path model of the association between each interpersonal variable and quality-of-life. Path coefficients represent standardized effect sizes. Dashed lines indicate that the association is not statistically significant ($p > .01$)



than half (56.5%) of its total variance. Loneliness, social support, and social connectedness had the strongest bivariate associations with quality-of-life. When covarying the shared effects of the other interpersonal variables, six variables remained significantly associated with quality-of-life: loneliness, social support, social connectedness, emotional intelligence, intimacy with one's romantic partner, and empathic concern. The network model, which uses regularization rather than statistical significance to identify existing

associations, also converged on these findings, identifying the same set of interpersonal variables as uniquely associated with quality-of-life. These results suggest that the other variables in the model are associated with quality-of-life through their association with these six interpersonal variables.

The direct association between loneliness and quality-of-life is consistent with prior research that documents the importance of loneliness in health-related outcomes (e.g.,

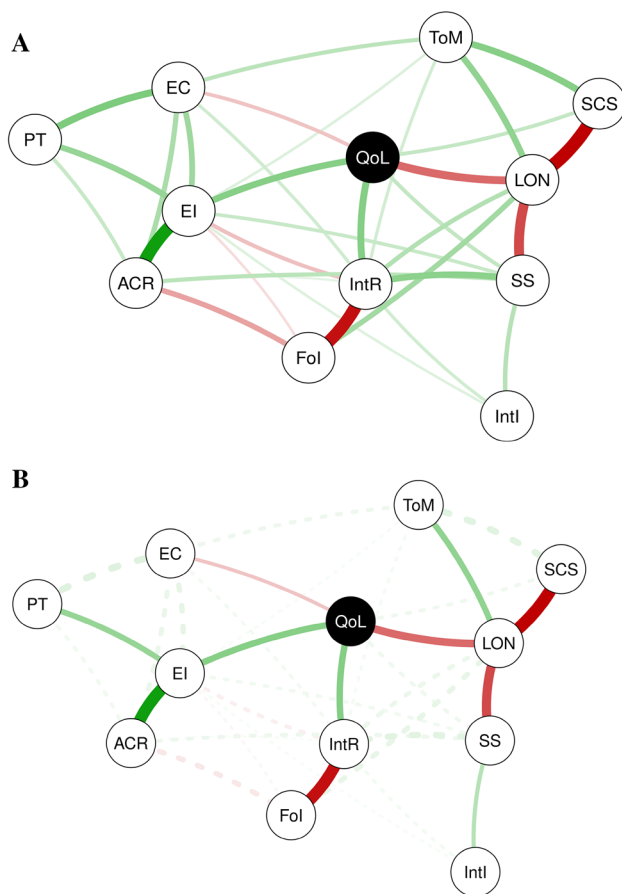


Fig. 2 **a** Network estimated via the graphical LASSO depicting regularized partial correlations between interpersonal variables in quality-of-life. Edge thickness represents the strength of each association. Green edges represent positive associations. Red edges represent negative associations. **b** Network depicting the shortest paths between each interpersonal variable and quality-of-life. Dashed lines represent connections in the network that do not lie on the “shortest” path. ACR awareness, courage, and responsiveness, EC empathic concern, EI emotional intelligence, FoI fear-of-intimacy, IntR intimacy with one’s romantic partner, Intl intimacy with one’s chosen partner, LON loneliness, PT perspective taking, QoL quality-of-life, SCS social connectedness, SS social support, ToM theory of mind

[14, 77]) and suggests that lonelier individuals, all else being equal, have poorer quality-of-life. Conversely, social support and feelings of social connectedness appear to have a direct, positive association such that individuals higher in these variables report greater quality-of-life. Interestingly, our shortest path analysis suggests the possibility that these variables may be more strongly associated with quality-of-life through their association with loneliness than through their direct association with quality-of-life; a possibility that should be further examined using methods that more directly assess the strength and statistical significance of indirect effects (e.g., [78]). Independent of these variables, individuals who report greater intimacy with their romantic partner also report greater quality-of-life, which is consistent

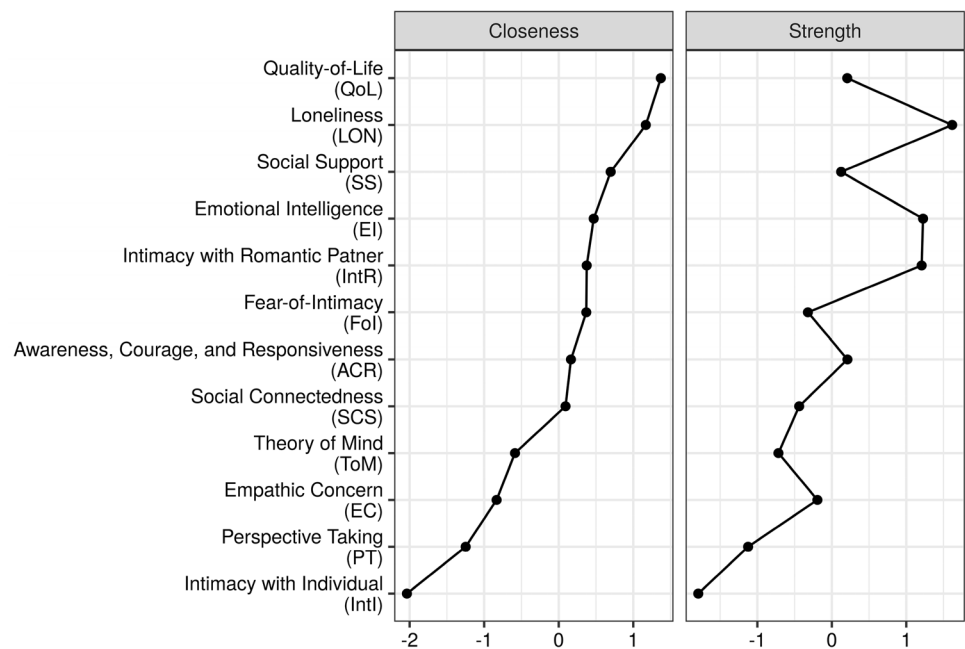
with prior research on relationship satisfaction (e.g., [79]). The direct, negative association between empathic concern and quality-of-life is in opposition to its positive zero-order correlation found in this research. This negative conditional association was relatively weak and may be the result of a methodological artifact (e.g., collider bias; [80]). Nevertheless, it is possible that, after accounting for its association with other interpersonal variables, empathic concern has some cost for quality-of-life, or is associated with other unassessed variables that have such a cost. For example, people who experience distressing events demonstrate more empathic concern for those in a similar position (e.g., [81]; c.f., [82]) and the experience of distressing events is likely to be associated with poorer quality-of-life.

Other variables that are not directly associated with quality-of-life may still be indirectly associated via their association with other variables. For example, individuals high in fear-of-intimacy report greater levels of loneliness and lower intimacy with their romantic partner, both of which are risk factors for poor quality-of-life. These findings are consistent with prior research that documents the behavioral and emotional consequences of heightened sensitivity to social threats (e.g., fear-of-intimacy) for lonely individuals [83]. It is thus possible that interventions that target fear-of-intimacy (e.g., [84]) may have beneficial effects on one’s overall quality-of-life (although more research is needed to establish the direction of these effects).

Limitations and future directions

The current study includes several limitations. First, the data are cross-sectional, prohibiting causal interpretations of our findings. Loneliness may have high strength centrality, for example, because it causes changes on the nodes connected to it (out-strength), because connected nodes cause changes in loneliness (in-strength), or because of their mutual association with a third variable [68]. It is also possible that node centrality is function of heterogeneous node variance rather than meaningful associations with other nodes [85]. In the current study, node variance was not significantly correlated with closeness ($r = -.18, p = .58$) or strength ($r = .26, p = .42$), suggesting that differences in variance are unlikely to have driven these findings. Relatedly, the effects estimated in the current study do not necessarily correspond with within-subjects effects [68]. For example, it is possible that loneliness motivates us to seek social connections [86], which may produce a positive within-subjects association, but that individuals higher in loneliness are also less socially connected on average, thus producing a negative between-subjects association, as was found in the current study. Although previous research has documented temporal precedence for the effect of loneliness on health-related

Fig. 3 Strength and closeness centrality for each node, in standardized units



outcomes (e.g., Cacioppo et al. 2010), future research employing longitudinal and experimental methodology is needed to disentangle these possibilities in the context of the current findings.

Second, it can be argued that several variables included in the present research only show associations with each other because they represent functionally similar constructs. For example, the strongest association in the network model was that between loneliness and social connectedness. Is this a true association between related but distinct constructs, or is loneliness simply the inverse of social connectedness? Although research suggests there is a real difference (e.g., [87]), factor analytic research is needed to clarify the distinction. Examination of zero-order correlations (see supplementary materials) does not suggest that these variables are simply the inverse of each other).

Third, our sample was a young, majority white convenience sample of undergraduate students in the United States. As such, findings may not generalize to individuals with different cultural backgrounds or with different social structures than those in our sample. Future research would benefit from recruiting a more racially, socioeconomically, and geographically diverse sample that allows for a more nuanced understanding of the role of cultural differences in these findings.

Fourth, our data are limited to self-reported outcomes which may be influenced by a number of biases in responding (e.g., [88]). Although many of the variables examined in the current research reflect subjective perceptions (e.g., loneliness; [89]), the current work would be meaningfully expanded upon by employing multiple methods of measurement to disentangle bias and any potential method

variance. For example, the internal consistency coefficients of the scales used to measure empathic concern ($\alpha = .77$), perspective taking ($\alpha = .77$), and theory of mind ($\alpha = .78$) were relatively low compared to other scales used in the current research. Although these values fall within a generally accepted range of internal consistency [90, 91] and were either comparable to (empathic concern and perspective taking) or larger than (theory of mind) previous psychometric analyses of these scales (e.g., [59, 92]), it nevertheless limits our ability to make meaningful inferences about these variables [93].

Lastly, our work was exploratory. To protect against spurious findings, we used a conservative criterion for all analyses (a Šidák adjusted α -level for the first two analyses and regularization for the network model). Nonetheless, caution should be exercised until research with separate samples replicate the current findings.

Conclusions

This study examined the association between quality-of-life and eleven well-established interpersonal variables. All variables were significantly associated with quality-of-life at the bivariate level and six remained significant after controlling for shared variance. Results from the network analysis suggest four key paths to quality-of-life through loneliness, intimacy with one's romantic partner, emotional intelligence, and empathic concern. Loneliness had the strongest association with quality-of-life across all analyses. Overall, this research suggests that interpersonal factors in general,

and loneliness in particular, are strongly associated with quality-of-life.

Compliance with ethical standards

Conflict of interest The authors declare that they have no conflicts of interest.

Ethical approval All procedures performed in studies involving human participants were in accordance with the ethical standards of the institutional and/or national research committee (University of Washington Human Subjects Division—#47191) and with the 1964 Helsinki declaration and its later amendments or comparable ethical standards.

Informed consent Informed consent was obtained from all individual participants included in the study.

References

- Bugental, D. B. (2000). Acquisition of the algorithms of social life: A domain-based approach. *Psychological Bulletin*, 126(2), 187–219. <https://doi.org/10.1037/0033-2909.126.2.187>.
- Holt-Lunstad, J., & Smith, T. B. (2012). Social relationships and mortality. *Social and Personality Psychology Compass*. <https://doi.org/10.1111/j.1751-9004.2011.00406.x>.
- Holt-Lunstad, J., Smith, T. B., Baker, M., Harris, T., & Stephenson, D. (2015). Loneliness and social isolation as risk factors for mortality: A meta-analytic review. *Perspectives on Psychological Science*, 10(2), 227–237. <https://doi.org/10.1177/1745691614568352>.
- Holt-Lunstad, J., Smith, T. B., & Layton, J. B. (2010). Social relationships and mortality risk: A meta-analytic review. *PLoS Medicine*, 7(7), e1000316. <https://doi.org/10.1371/journal.pmed.1000316>.
- McPherson, M., Smith-lovin, L., & Brashears, M. E. (2006). Social isolation in America: Changes in core discussion networks over two decades. *American Sociological Review*, 71(3), 353–375. <https://doi.org/10.1177/000312240607100301>.
- Cigna. (2018). *Cigna U.S. loneliness index*. Retrieved November 20, 2018 from https://www.multivu.com/players/English/8294451-cigna-us-loneliness-survey/docs/IndexReport_1524069371598-173525450.pdf
- DiJulio, B., Hamel, L., Muñana, C., & Brodie, M. (2018). *Loneliness and social isolation in the United States, the United Kingdom, and Japan: An international survey*. San Francisco, CA.
- Cacioppo, J. T., Cacioppo, S., Capitanio, J. P., & Cole, S. W. (2015). The neuroendocrinology of social isolation. *Annual Review of Psychology*, 66(1), 733–767. <https://doi.org/10.1146/annurev-psych-010814-015240>.
- Caspi, A., Harrington, H., Moffitt, T. E., Milne, B. J., & Poulton, R. (2006). Socially isolated children 20 years later. *Archives of Pediatrics and Adolescent Medicine*, 160(8), 805. <https://doi.org/10.1001/archpedi.160.8.805>.
- Cole, S. W., Hawkey, L. C., Arevalo, J. M., Sung, C. Y., Rose, R. M., & Cacioppo, J. T. (2007). Social regulation of gene expression in human leukocytes. *Genome Biology*, 8, R189. <https://doi.org/10.1186/gb-2007-8-9-r189>.
- Cacioppo, J. T., Ernst, J. M., Burleson, M. H., McClintock, M. K., Malarkey, W. B., Hawkey, L. C., et al. (2000). Lonely traits and concomitant physiological processes: The MacArthur social neuroscience studies. *International Journal of Psychophysiology*, 35(2–3), 143–154. [https://doi.org/10.1016/S0167-8760\(99\)00049-5](https://doi.org/10.1016/S0167-8760(99)00049-5).
- DiMatteo, M. R. (2004). Social support and patient adherence to medical treatment: A meta-analysis. *Health Psychology*, 23(2), 207–218. <https://doi.org/10.1037/0278-6133.23.2.207>.
- Hawkey, L. C., Thisted, R. A., & Cacioppo, J. T. (2009). Loneliness predicts reduced physical activity: Cross-sectional & longitudinal analyses. *Health Psychology*, 28(3), 354–363. <https://doi.org/10.1037/a0014400>.
- Cacioppo, J. T., Hughes, M. E., Waite, L. J., Hawkey, L. C., & Thisted, R. A. (2006). Loneliness as a specific risk factor for depressive symptoms: Cross-sectional and longitudinal analyses. *Psychology and Aging*, 21(1), 140–151. <https://doi.org/10.1037/0882-7974.21.1.140>.
- Laursen, T. M., Munk-Olsen, T., Nordentoft, M., & Mortensen, P. B. (2007). Increased mortality among patients admitted with major psychiatric disorders: A register-based study comparing mortality in unipolar depressive disorder, bipolar affective disorder, schizoaffective disorder, and schizophrenia. *Journal of Clinical Psychiatry*. <https://doi.org/10.4088/JCP.v68n0612>.
- Wulsin, L. R., Vaillant, G. E., & Wells, V. E. (1999). A systematic review of the mortality of depression. *Psychosomatic Medicine*, 61(1), 6–17. <https://doi.org/10.1097/00006842-199901000-00003>.
- House, J. S., Landis, K. R., & Umberson, D. (1988). Social relationships and health recent scientific. *Science*, 241(4865), 540–545. <https://doi.org/10.1126/science.3399889>.
- Duck, S., & Perlman, D. (1985). The thousand islands of personal relationships: A prescriptive analysis for future explorations. In S. Duck & D. Perlman (Eds.), *Understanding personal relationships: An interdisciplinary approach* (pp. 1–15). London: Sage.
- Berscheid, E. (1995). Help wanted: A grand theorist of interpersonal relationships, sociologist or anthropologist preferred. *Journal of Social and Personal Relationships*, 12(4), 529–533. <https://doi.org/10.1177/0265407595124005>.
- Perlman, D., & Duck, S. (2006). The seven seas of the study of personal relationships: From “The Thousand Islands” to interconnected waterways. In A. L. Vangelisti & D. Perlman (Eds.), *The Cambridge handbook of personal relationships* (pp. 11–34). New York: Cambridge University Press.
- Reis, H. T. (2007). Steps toward the ripening of relationship science. *Personal Relationships*, 14(1), 1–23. <https://doi.org/10.1111/j.1475-6811.2006.00139.x>.
- Schutte, N. S., Malouff, J. M., Bobik, C., Coston, T. D., Greeson, C., Jedlicka, C., et al. (2001). Emotional intelligence and interpersonal relations. *The Journal of Social Psychology*, 141(4), 523–536. <https://doi.org/10.1080/00224540109600569>.
- Baron-Cohen, S., Wheelwright, S., Hill, J., Raste, Y., & Plumb, I. (2001). The “Reading the Mind in the Eyes” Test Revised Version: A study with normal adults, and adults with Asperger syndrome or high-functioning autism. *Journal of Child Psychology and Psychiatry*, 42(2), 241–251. <https://doi.org/10.1111/1469-7610.00715>.
- Davis, M. H. (1983). Measuring individual differences in empathy: Evidence for a multidimensional approach. *Journal of Personality and Social Psychology*, 44(1), 113–126.
- Reis, H. T., & Shaver, P. (1988). Intimacy as an interpersonal process. In S. W. Duck (Ed.), *Handbook of personal relationships* (pp. 367–389). Chichester: Wiley.
- Cacioppo, J. T., Hawkey, L. C., Crawford, E. E., Ernst, J. M., Burleson, M. H., Kowalewski, R. B., et al. (2002). Loneliness and health: Potential mechanisms. *Psychosomatic Medicine*, 64(3), 407–417. <https://doi.org/10.1097/00006842-200205000-00005>.
- Lee, R. M., Draper, M., & Lee, S. (2001). Social connectedness, dysfunctional interpersonal behaviors, and psychological distress: Testing a mediator model. *Journal of Counseling Psychology*, 48(3), 310–318. <https://doi.org/10.1037/0022-0167.48.3.310>.

28. Sherbourne, C. D., & Stewart, A. L. (1991). The MOS social support survey. *Social Science and Medicine*, 32(6), 705–714. [https://doi.org/10.1016/0277-9536\(91\)90150-B](https://doi.org/10.1016/0277-9536(91)90150-B).
29. Kuczynski, A. M., Kanter, J. W., Wetterneck, C. T., Olaz, F. O., Singh, R. S., Lee, E. B., et al. (2019). Measuring intimacy as a contextual-behavioral process: Psychometric development and evaluation of the Awareness, Courage, and Responsiveness Scale. *Journal of Contextual Behavioral Science*. <https://doi.org/10.1016/j.jcbs.2019.02.004>.
30. World Health Organization Quality of Life Group. (1998). Development of the World Health Organization WHOQOL-BREF quality of life assessment. *Psychological Medicine*, 28(3), 551–558. <https://doi.org/10.1017/S0033291798006667>.
31. Skevington, S. M., Lotfy, M., & O'Connell, K. A. (2004). The World Health Organization's WHOQOL-BREF quality of life assessment: Psychometric properties and results of the international field trial a Report from the WHOQOL Group. *Quality of Life Research*, 13(2), 299–310. <https://doi.org/10.1023/B:QURE.0000018486.91360.00>.
32. Masthoff, E. D., Trompenaars, F. J., Van Heck, G. L., Hodiamont, P. P., & De Vries, J. (2006). Quality of life and psychopathology: Investigations into their relationship. *Australian and New Zealand Journal of Psychiatry*, 40(4), 333–340. <https://doi.org/10.1111/j.1440-1614.2006.01799.x>.
33. Gerino, E., Rollè, L., Sechi, C., & Brustia, P. (2017). Loneliness, resilience, mental health, and quality of life in old age: A structural equation model. *Frontiers in Psychology*, 8, 1–12. <https://doi.org/10.3389/fpsyg.2017.02003>.
34. Descutner, C. J., & Thelen, M. H. (1991). Development and validation of a Fear-of-Intimacy Scale. *Psychological Assessment*, 3(2), 218–225. <https://doi.org/10.1037/1040-3590.3.2.218>.
35. Greenfield, S., & Thelen, M. H. (1997). Validation of the Fear of Intimacy Scale with a lesbian and gay male population. *Journal of Social and Personal Relationships*, 14(5), 707–716. <https://doi.org/10.1177/0265407597145007>.
36. Montesi, J. L., Conner, B. T., Gordon, E. A., Fauber, R. L., Kim, K. H., & Heimberg, R. G. (2013). On the relationship among social anxiety, intimacy, sexual communication, and sexual satisfaction in young couples. *Archives of Sexual Behavior*, 42(1), 81–91. <https://doi.org/10.1007/s10508-012-9929-3>.
37. Thelen, M. H., Vander Wal, J. S., Thomas, A. M., & Harmon, R. (2000). Fear of intimacy among dating couples. *Behavior Modification*, 24(2), 223–240. <https://doi.org/10.1177/0145445500242004>.
38. Russell, D. W. (1996). UCLA Loneliness Scale (Version 3): Reliability, validity, and factor structure. *Journal of Personality Assessment*, 66(1), 20–40. https://doi.org/10.1207/s15327752jpa6601_2.
39. Cacioppo, J. T., Hawkley, L. C., Ernst, J. M., Burleson, M., Bernston, G. G., Nouriani, B., et al. (2006). Loneliness within a nomological net: An evolutionary perspective. *Journal of Research in Personality*, 40(6), 1054–1085. <https://doi.org/10.1016/j.jrp.2005.11.007>.
40. Cacioppo, J. T., Norris, C. J., Decety, J., & Monteleone, G. (2010). In the eye of the beholder: Individual differences in perceived social isolation predict regional brain activation to social stimuli. *Journal of Cognitive Neuroscience*, 21(1), 83–92. <https://doi.org/10.1162/jocn.2009.21007>.
41. Pinquart, M., & Sörensen, S. (2003). Risk factors for loneliness in adulthood and old age—a meta-analysis. In S. P. Shohov (Ed.), *Advances in psychology research* (Vol. 19, pp. 111–143). Hauppauge: Nova Science Publishers.
42. Hawkley, L. C., Hughes, M. E., Waite, L. J., Masi, C. M., Thisted, R. A., & Cacioppo, J. T. (2008). From social structural factors to perceptions of relationship quality and loneliness: The Chicago Health, Aging, and Social Relations Study. *The Journals of Gerontology Series B: Psychological Sciences and Social Sciences*, 63(6), S375–S384. <https://doi.org/10.1093/geronb/63.6.s375>.
43. Lee, R. M., & Robbins, S. B. (1995). Measuring belongingness: The social connectedness and the social assurance scales. *Journal of Counseling Psychology*, 42(2), 232–241. <https://doi.org/10.1037/0022-0167.42.2.232>.
44. Lee, R. M., & Robbins, S. B. (2000). Understanding social connectedness in college women and men. *Journal of Counseling & Development*, 78(4), 484–491. <https://doi.org/10.1002/j.1556-6676.2000.tb01932.x>.
45. Lee, R. M., & Robbins, S. B. (1998). The relationship between social connectedness and anxiety, self-esteem, and social identity. *Journal of Counseling Psychology*, 45(3), 338–345.
46. Brown, K. M., Hoye, R., & Nicholson, M. (2012). Self-esteem, self-efficacy, and social connectedness as mediators of the relationship between volunteering and well-being. *Journal of Social Service Research*, 38(4), 468–483. <https://doi.org/10.1080/01488376.2012.687706>.
47. Lee, R. M., Keough, K. A., & Sexton, J. D. (2002). Social connectedness, social appraisal, and perceived stress in college women and men. *Journal of Counseling and Development*, 80(3), 355–361. <https://doi.org/10.1002/j.1556-6678.2002.tb00200.x>.
48. Giangrosso, B., & Casale, S. (2014). Psychometric properties of the Medical Outcome Study Social Support Survey with a general population sample of undergraduate students. *Social Indicators Research*, 116(1), 185–197. <https://doi.org/10.1007/s11205-013-0277-z>.
49. Schutte, N. S., Malouff, J. M., Hall, L. E., Haggerty, D. J., Cooper, J. T., Golden, C. J., et al. (1998). Development and validation of a measure of emotional intelligence. *Personality and Individual Differences*, 25(2), 167–177. [https://doi.org/10.1016/S0191-8869\(98\)00001-4](https://doi.org/10.1016/S0191-8869(98)00001-4).
50. Sánchez-Álvarez, N., Extremera, N., & Fernández-Berrocal, P. (2016). The relation between emotional intelligence and subjective well-being: A meta-analytic investigation. *Journal of Positive Psychology*, 11(3), 276–285. <https://doi.org/10.1080/17439760.2015.1058968>.
51. Baron-Cohen, S., Bowen, D. C., Holt, R. J., Allison, C., Auyeung, B., Lombardo, M. V., et al. (2015). The “Reading the Mind in the Eyes” Test: Complete absence of typical sex difference in 400 men and women with autism. *PLoS ONE*, 10(8), 1–17. <https://doi.org/10.1371/journal.pone.0136521>.
52. Bora, E., Yucel, M., & Pantelis, C. (2009). Theory of mind impairment in schizophrenia: Meta-analysis. *Schizophrenia Research*, 109(1–3), 1–9. <https://doi.org/10.1016/j.schres.2008.12.020>.
53. Oakley, B. F. M., Brewer, R., Bird, G., & Catmur, C. (2016). Theory of mind is not theory of emotion: A cautionary note on the Reading the Mind in the Eyes Test. *Journal of Abnormal Psychology*, 125(April), 1–25. <https://doi.org/10.1037/abn0000182>.
54. Miller, R. S., & Lefcourt, H. M. (1982). The assessment of social intimacy. *Journal of Personality Assessment*, 46(5), 514–518. https://doi.org/10.1207/s15327752jpa4605_12.
55. Anderson, T. L., & Emmers-Sommer, T. M. (2006). Predictors of relationship satisfaction in online romantic relationships. *Communication Studies*, 57(2), 153–172. <https://doi.org/10.1080/10510970600666834>.
56. Miller, R. S., & Lefcourt, H. M. (1983). Social intimacy: An important moderator of stressful life events. *American Journal of Community Psychology*, 11(2), 127–139. <https://doi.org/10.1007/bf00894362>.
57. Leonard, R. C., Knott, L. E., Lee, E. B., Singh, S., Smith, A. H., Kanter, J., et al. (2014). The development of the Functional Analytic Psychotherapy Intimacy Scale. *Psychological Record*, 64(4), 647–657. <https://doi.org/10.1007/s40732-014-0089-9>.

58. Kanter, J. W., Kuczynski, A. M., Tsai, M., & Kohlenberg, R. J. (2018). A brief contextual behavioral intervention to improve relationships: A randomized trial. *Journal of Contextual Behavioral Science*. <https://doi.org/10.1016/j.jcbs.2018.09.001>.
59. Davis, M. H. (1980). A multidimensional approach to individual differences in empathy. *JSAS Catalog of Selected Documents in Psychology*, 10, 85.
60. Shanafelt, T. D., West, C., Zhao, X., Novotny, P., Kolars, J., Habermann, T., et al. (2005). Relationship between increased personal well-being and enhanced empathy among internal medicine residents. *Journal of General Internal Medicine*, 20(7), 559–564. <https://doi.org/10.1007/s11606-005-0102-8>.
61. Péloquin, K., & Lafontaine, M. F. (2010). Measuring empathy in couples: Validity and reliability of the interpersonal reactivity index for couples. *Journal of Personality Assessment*, 92(2), 146–157. <https://doi.org/10.1080/00223890903510399>.
62. Glenn, A. L., Iyer, R., Graham, J., Koleva, S., & Haidt, J. (2009). Are all types of morality compromised in psychopathy? *Journal of Personality Disorders*, 23(4), 384–398. <https://doi.org/10.1521/pedi.2009.23.4.384>.
63. Corcoran, K. O., & Mallinckrodt, B. (2000). Adult attachment, self-efficacy, perspective taking, and conflict resolution. *Journal of Counseling & Development*, 78(4), 473–483. <https://doi.org/10.1002/j.1556-6676.2000.tb01931.x>.
64. Blatt, B., Lelacheur, S. F., Galinsky, A. D., Simmens, S. J., & Greenberg, L. (2010). Does perspective-taking increase patient satisfaction in medical encounters? *Academic Medicine*, 85(9), 1445–1452. <https://doi.org/10.1097/ACM.0b013e3181eae5ec>.
65. R Core Team. (2018). R: A language and environment for statistical computing. R Foundation for Statistical Computing. Retrieved December 10, 2018 from <https://www.r-project.org>
66. Šidák, Z. (1967). Rectangular confidence regions for the means of multivariate normal distributions. *Journal of the American Statistical Association*, 62(318), 626–633. <https://doi.org/10.1080/01621459.1967.10482935>.
67. Rosseel, Y. (2012). lavaan: An R package for structural equation modeling. *Journal of Statistical Software*, 48(2), 1–36. <https://doi.org/10.18637/jss.v048.i02>.
68. Epskamp, S., Waldorp, L. J., Möttus, R., & Borsboom, D. (2018). The Gaussian Graphical Model in cross-sectional and time-series data. *Multivariate Behavioral Research*, 53, 1–28. <https://doi.org/10.1080/00273171.2018.1454823>.
69. Friedman, J., Hastie, T., & Tibshirani, R. (2008). Sparse inverse covariance estimation with the graphical lasso. *Biostatistics*, 9(3), 432–441. <https://doi.org/10.1093/biostatistics/kxm045>.
70. Tibshirani, R. (1996). Regression shrinkage and selection via the lasso. *Journal of the Royal Statistical Society*, 1, 267–288.
71. Epskamp, S., Cramer, A. O. J., Waldorp, L. J., Schmittmann, V. D., & Borsboom, D. (2012). qgraph: Network visualizations of relationships in psychometric data. *Journal of Statistical Software*, 48(4), 1–18. <https://doi.org/10.18637/jss.v048.i04>.
72. Chen, J., & Chen, Z. (2008). Extended Bayesian information criteria for model selection with large model spaces. *Biometrika*, 95(3), 759–771. <https://doi.org/10.1093/biomet/asn034>.
73. Opsahl, T., Agneessens, F., & Skvoretz, J. (2010). Node centrality in weighted networks: Generalizing degree and shortest paths. *Social Networks*, 32(3), 245–251. <https://doi.org/10.1016/j.socnet.2010.03.006>.
74. Epskamp, S., Borsboom, D., & Fried, E. I. (2018). Estimating psychological networks and their accuracy: A tutorial paper. *Behavior Research Methods*, 50, 195–212. <https://doi.org/10.3758/s13428-017-0862-1>.
75. Dijkstra, E. W. (1959). A note on two problems in connexion with graphs. *Numerische Mathematik*, 1, 269–271. <https://doi.org/10.1007/bf01386390>.
76. Isvoranu, A. M., Van Borkulo, C. D., Boyette, L. Lou, Wigman, J. T. W., Vinkers, C. H., Borsboom, D., et al. (2017). A network approach to psychosis: Pathways between childhood trauma and psychotic symptoms. *Schizophrenia Bulletin*, 43(1), 187–196. <https://doi.org/10.1093/schbul/sbw055>.
77. Cacioppo, J. T., Hawkey, L., & Thisted, R. (2010). Perceived social isolation makes me sad: Five year cross-lagged analyses of loneliness and depressive symptomatology in the Chicago Health, Aging, and Social Relations Study. *Psychology and Aging*, 25(2), 453–463. <https://doi.org/10.1037/a0017216>.
78. Preacher, K. J., & Hayes, A. F. (2004). SPSS and SAS procedures for estimating indirect effects in simple mediation models. *Behavior Research Methods, Instruments, & Computers*, 36(4), 717–731. <https://doi.org/10.3758/bf03206553>.
79. Berry, R. E., & Williams, F. L. (1987). Assessing the relationship between quality of life and marital and income satisfaction: A path analytic approach. *Journal of Marriage and the Family*, 49(1), 107–116. <https://doi.org/10.2307/352675>.
80. Elwert, F., & Winship, C. (2014). Endogenous selection bias: The problem of conditioning on a collider variable. *Annual Review of Sociology*, 40(1), 31–53. <https://doi.org/10.1146/annurev-soc-071913-043455>.
81. Batson, C. D., Sympson, S. C., Hindman, J. L., Decruz, P., Todd, R. M., Weeks, J. L., et al. (1996). “I’ve been there, too”: Effect on empathy of prior experience with a need. *Personality and Social Psychology Bulletin*, 22(5), 474–482. <https://doi.org/10.1177/0146167296225005>.
82. Ruttan, R. L., McDonnell, M. H., & Nordgren, L. F. (2015). Having “been there” doesn’t mean I care: When prior experience reduces compassion for emotional distress. *Journal of Personality and Social Psychology*, 108(4), 610–622. <https://doi.org/10.1037/pspi0000012>.
83. Cacioppo, J. T., & Hawkey, L. C. (2010). Perceived social isolation and cognition. *Trends in Cognitive Sciences*, 13(10), 447–454. <https://doi.org/10.1016/j.tics.2009.06.005>.
84. Maitland, D. W. M., Petts, R. A., Knott, L. E., Briggs, C. A., Moore, J. A., & Gaynor, S. T. (2016). A randomized controlled trial of Functional Analytic Psychotherapy versus watchful waiting: Enhancing social connectedness and reducing anxiety and avoidance. *Behavior Analysis: Research and Practice*, 16(3), 103–122. <https://doi.org/10.1037/bar0000051>.
85. Terluin, B., De Boer, M. R., & De Vet, H. C. W. (2016). Differences in connection strength between mental symptoms might be explained by differences in variance: Reanalysis of network data did not confirm staging. *PLoS ONE*, 11(11), 1–12. <https://doi.org/10.1371/journal.pone.0155205>.
86. Cacioppo, J. T., & Cacioppo, S. (2014). Social relationships and health: The toxic effects of perceived social isolation. *Social and Personality Psychology Compass*, 8(2), 58–72. <https://doi.org/10.1111/spc3.12087>.
87. Cacioppo, J. T., Fowler, J. H., & Christakis, N. A. (2009). Alone in the crowd: The structure and spread of loneliness in a large social network. *Journal of Personality and Social Psychology*, 97(6), 977–991. <https://doi.org/10.1037/a0016076>.
88. van de Mortel, T. F. (2008). Faking it: Social desirability response bias in self-report research. *Australian Journal of Advanced Nursing*, 25(4), 40–48.
89. Peplau, L. A., & Perlman, D. (1979). Blueprint for a social psychological theory of loneliness. In M. Cook & G. Wilson (Eds.), *Love and attraction* (pp. 101–110). England: Oxford.
90. Nunnally, J. C., & Bernstein, I. H. (1994). *Psychometric theory* (3rd ed.). New York: McGraw-Hill.
91. Streiner, D. (2003). Starting at the beginning: An introduction to Coefficient Alpha and internal consistency. *Journal of Personality Assessment*, 80(1), 99–103. https://doi.org/10.1207/s15327752jpa8001_18.

92. Voracek, M., & Dressler, S. G. (2006). Lack of correlation between digit ratio (2D:4D) and Baron-Cohen's "Reading the Mind in the Eyes" test, empathy, systemising, and autism-spectrum quotients in a general population sample. *Personality and Individual Differences*, 41(8), 1481–1491. <https://doi.org/10.1016/j.paid.2006.06.009>.
93. Cook, D. A., & Beckman, T. J. (2006). Current concepts in validity and reliability for psychometric instruments: Theory and

application. *American Journal of Medicine*, 119(2), 166.e7–166.e16. <https://doi.org/10.1016/j.amjmed.2005.10.036>.

Publisher's Note Springer Nature remains neutral with regard to jurisdictional claims in published maps and institutional affiliations.