



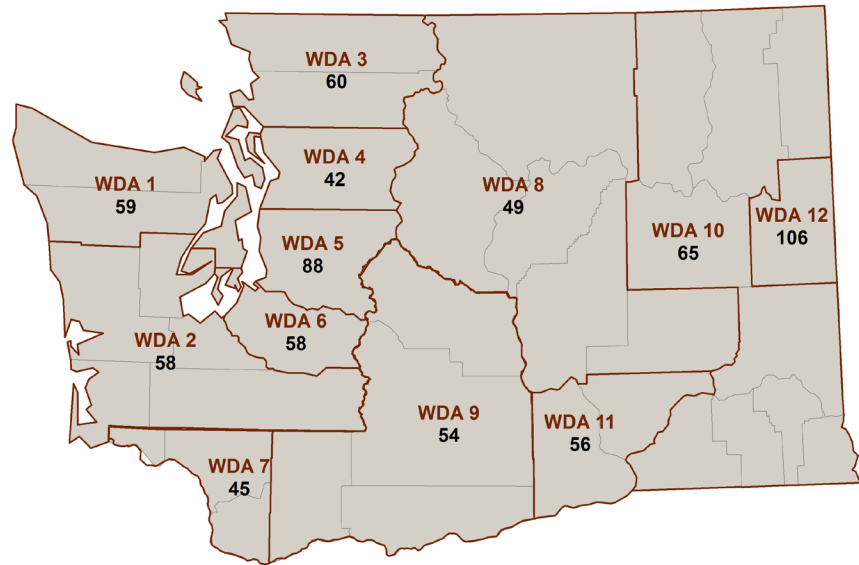
Advanced Registered Nurse Practitioners (ARNPs)

The advanced registered nurse practitioner (ARNP) license category in Washington includes:

- Certified registered nurse anesthetists (CRNAs).
- Certified nurse midwives (CNMs).
- Nurse practitioners (NPs).

In Washington State, ARNPs must also hold active registered nurse licenses. The following Washington statistics were calculated based on data from the ARNP license files, which contain licensee name, mailing address, age, and gender.

ARNPs per 100,000 Population with Washington Licenses by Workforce Development Area (WDA),* 2014



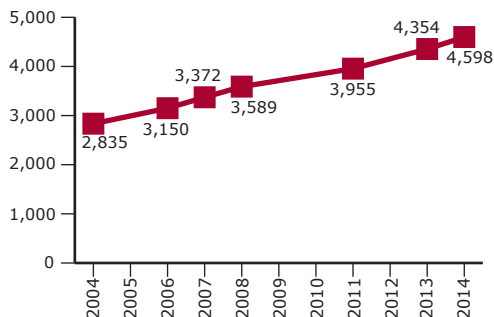
Licensed ARNPs per 100,000 Population

Year	Washington
2014	67
2013	64
2011	54
2008	55
2007	50
2006	50

Characteristics of ARNPs with Washington Licenses by Workforce Development Area (WDA), 2014

WDA*	Licensed ARNPs	2013 Population	Number of ARNPs/100,000 Population	Average ARNP Age	% Male ARNPs
1	210	356,625	59	56.0	13.4%
2	286	492,300	58	52.5	13.3%
3	254	420,100	60	53.0	11.5%
4	304	730,500	42	51.1	10.2%
5	1,736	1,981,900	88	47.4	10.6%
6	469	814,500	58	50.3	12.6%
7	243	542,820	45	51.7	14.0%
8	130	265,380	49	51.0	16.9%
9	172	321,150	54	49.6	20.9%
10	135	208,925	65	51.1	21.5%
11	149	268,200	56	48.5	25.5%
12	510	480,000	106	50.6	23.0%
State	4,598	6,882,400	67	49.9	14.0%

Number of ARNPs with Washington Licenses and Washington Addresses from 2004 to 2014

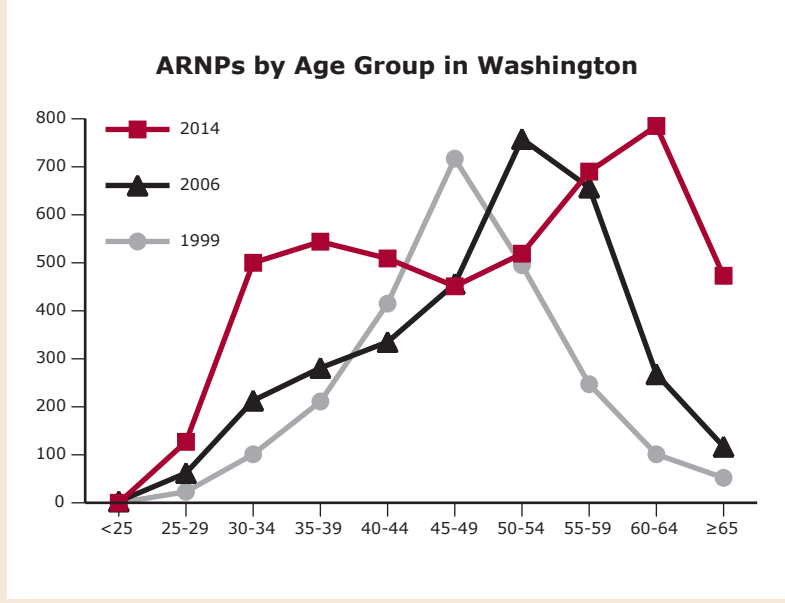
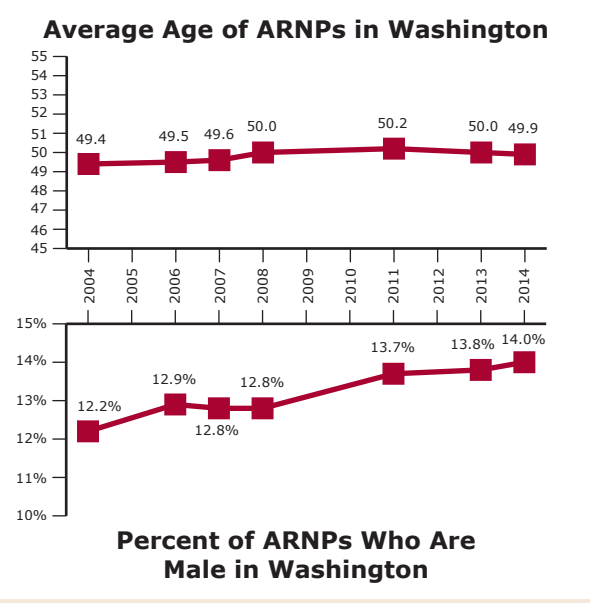


* Location determined by license mailing address. Counties comprising WDAs: 1 = Clallam, Jefferson, Kitsap; 2 = Grays Harbor, Mason, Thurston, Pacific, Lewis; 3 = Whatcom, Skagit, Island, San Juan; 4 = Snohomish; 5 = King; 6 = Pierce; 7 = Wahkiakum, Cowlitz, Clark; 8 = Okanogan, Chelan, Douglas, Grant, Adams; 9 = Skamania, Klickitat, Yakima, Kittitas; 10 = Ferry, Stevens, Pend Oreille, Lincoln, Whitman, Walla Walla, Columbia, Garfield, Asotin; 11 = Benton, Franklin; 12 = Spokane.

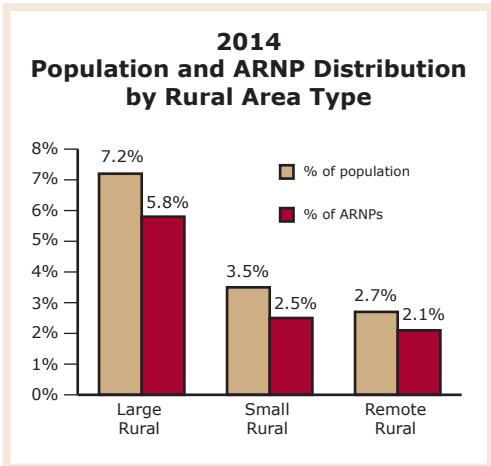
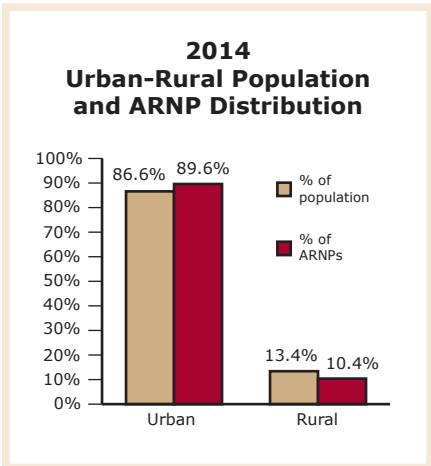
ARNPs with Washington Licenses*: Number and Percent by State						
	2006	2007	2008	2011	2013	2014
Total ARNP+ licenses	3,858	4,128	4,635	4,830	5,346	5,695
With address in†:						
Washington	3,150 (82%)	3,372 (82%)	3,589 (77%)	3,955 (82%)	4,354 (81%)	4,598 (81%)
Oregon	196 (5%)	246 (6%)	270 (6%)	294 (6%)	324 (6%)	344 (6%)
Idaho	74 (2%)	72 (2%)	81 (2%)	105 (2%)	130 (2%)	133 (2%)
Other	438 (11%)	438 (11%)	695 (15%)	476 (10%)	538 (10%)	620 (11%)

* Accessed from licensing files April 2014, April 2013, March 2011, September 2008, October 2007, and August 2006.
 † Ages 18 through 75.
 ‡ Due to rounding, these percentages may not sum to 100.

ARNP Age and Gender



Accessed from licensing files April 2014, April 2013, March 2011, September 2008, October 2007, and August 2006. Analysis includes those ages 18 through 75 with a Washington license and Washington address.



Funding:

The analyses for this report were conducted by the University of Washington Center for Health Workforce Studies with funding from the Washington Center for Nursing through Washington State Department of Health Grant #N14191.

Data Sources:

Washington State ARNP data are from the Washington State Department of Health, Health Professions Licensing Data System, 2014 (April), 2013 (April), 2011 (March), 2008 (September), 2007 (October), 2006 (August), 2004, and 1999. All analyses include ARNPs ages 18 through 75.

General Washington population data are from the Washington State Office of Financial Management and are updated April 1 of each year (<http://www.ofm.wa.gov/pop/april1/>).

The urban-rural location of each ARNP was determined using their license ZIP code and the Rural-Urban Commuting Area Codes 2.0.

For more information:

**University of Washington
 WWAMI Center for Health Workforce Studies**
 Holly Andrilla, Biostatistician
 206-685-6680
 hollya@uw.edu
<http://depts.washington.edu/uwchws/>

Washington Center for Nursing
 Linda Tieman, Executive Director
 206-787-1200 ext. 107
 lindat@wcnursing.org
<http://www.WACenterforNursing.org/>

This report was produced at the University of Washington Center for Health Workforce Studies by Holly Andrilla, Caitlin Morrison, Susan Skillman, and Martha Reeves.