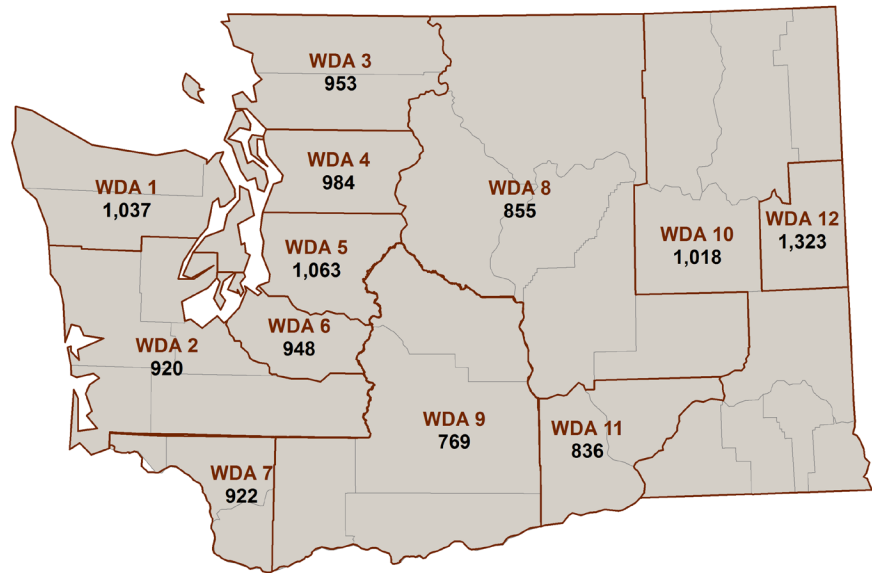




Registered Nurses (RNs)

Registered nurses (RNs) in Washington State are licensed through the State Department of Health. The following Washington statistics were calculated based on data from these license files, which contain licensee name, mailing address, age, and gender.

RNs per 100,000 Population with Washington Licenses by Workforce Development Area (WDA),* 2014



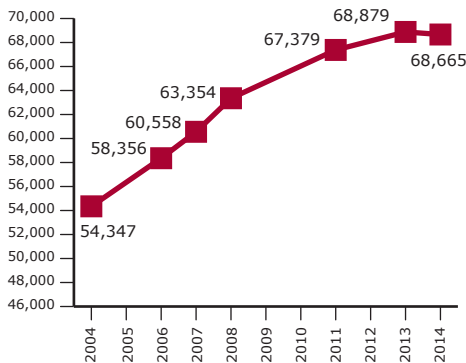
Licensed RNs per 100,000 Population

Year	Washington
2014	998
2013	1,010
2011	1,001
2008	962
2007	946
2006	925

Characteristics of RNs with Washington Licenses by Workforce Development Area (WDA), 2014

WDA*	Licensed RNs	2013 Population	Number of RNs/100,000 Population	Average RN Age	% Male RNs
1	3,698	356,625	1,037	51.1	9.1%
2	4,530	492,300	920	49.5	11.1%
3	4,002	420,100	953	50.2	8.6%
4	7,190	730,500	984	48.0	9.5%
5	21,060	1,981,900	1,063	47.3	10.3%
6	7,724	814,500	948	47.2	10.2%
7	5,006	542,820	922	47.8	10.5%
8	2,269	265,380	855	48.3	11.4%
9	2,470	321,150	769	48.1	10.8%
10	2,126	208,925	1,018	49.1	11.5%
11	2,241	268,200	836	46.3	9.4%
12	6,349	480,000	1,323	48.6	12.6%
State	68,665	6,882,400	998	48.1	10.4%

Number of RNs with Washington Licenses and Washington Addresses from 2004 to 2014



* Location determined by license mailing address. Counties comprising WDAs: 1 = Clallam, Jefferson, Kitsap; 2 = Grays Harbor, Mason, Thurston, Pacific, Lewis; 3 = Whatcom, Skagit, Island, San Juan; 4 = Snohomish; 5 = King; 6 = Pierce; 7 = Wahkiakum, Cowlitz, Clark; 8 = Okanogan, Chelan, Douglas, Grant, Adams; 9 = Skamania, Klickitat, Yakima, Kittitas; 10 = Ferry, Stevens, Pend Oreille, Lincoln, Whitman, Walla Walla, Columbia, Garfield, Asotin; 11 = Benton, Franklin; 12 = Spokane.

RNs with Washington Licenses*: Number and Percent by State and Advanced Practice Status

	2006	2007	2008	2011	2013	2014
Total RN+ licenses	71,048	74,955	80,209	80,615	83,447	83,349
With address in±:						
Washington	58,356 (82%)	60,558 (81%)	63,354 (79%)	67,379 (84%)	68,879 (83%)	68,665 (82%)
Oregon	2,610 (4%)	2,995 (4%)	3,297 (4%)	3,452 (4%)	3,971 (5%)	3,888 (5%)
Idaho	1,256 (2%)	1,331 (2%)	1,465 (2%)	1,452 (2%)	1,539 (2%)	1,521 (2%)
Other	8,826 (12%)	10,071 (13%)	12,093 (15%)	8,332 (10%)	9,058 (11%)	9,275 (11%)
Licensed RNs who also have an advanced registered nurse practitioner§ (ARNP) license with Washington address	3,150 (4%)	3,372 (5%)	3,589 (4%)	3,955 (5%)	4,354 (5%)	4,598 (6%)

* Accessed from licensing files April 2014, April 2013, March 2011, September 2008, October 2007, and August 2006.

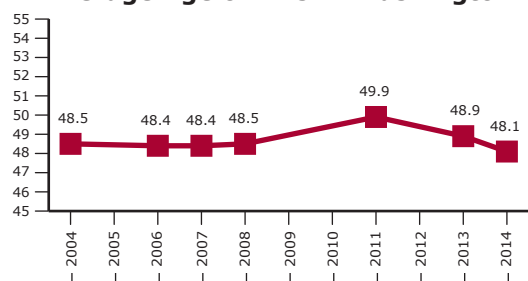
± Ages 18 through 75.

‡ Due to rounding, these percentages may not sum to 100.

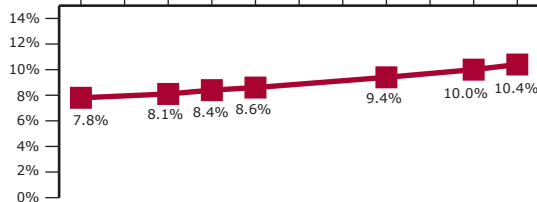
§ ARNPs in Washington are required to maintain an RN license.

RN Age and Gender

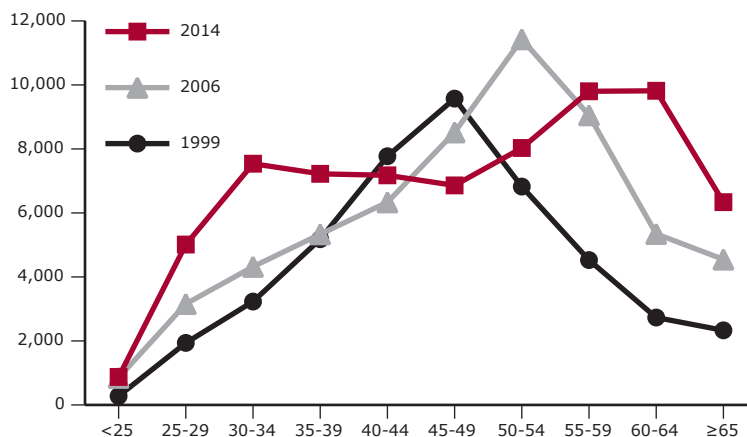
Average Age of RNs in Washington



Percent of RNs Who Are Male in Washington

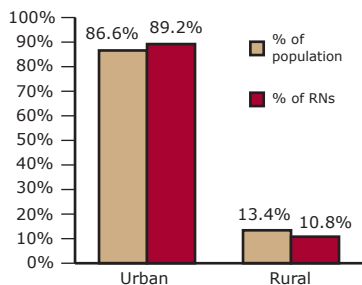


RNs by Age Group in Washington

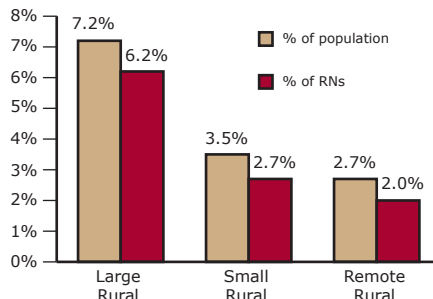


Accessed from licensing files April 2014, April 2013, March 2011, September 2008, October 2007, and August 2006. Analysis includes those ages 18 through 75 with a Washington license and Washington address.

2014 Urban-Rural Population and RN Distribution



2014 Population and RN Distribution by Rural Area Type



Funding:

The analyses for this report were conducted by the University of Washington Center for Health Workforce Studies with funding from the Washington Center for Nursing through Washington State Department of Health Grant #N14191.

Data Sources:

Washington State RN data are from the Washington State Department of Health, Health Professions Licensing Data System, 2014 (April), 2013 (April), 2011 (March), 2008 (September), 2007 (October), 2006 (August), 2004, and 1999. General Washington population data are from the Washington State Office of Financial Management and are updated April 1 of each year (<http://www.ofm.wa.gov/pop/april1/>). The urban-rural location of each RN was determined using their license ZIP code and the Rural-Urban Commuting Area Codes 2.0. All analyses include RNs ages 18 through 75.

For more information:

**University of Washington
WWAMI Center for Health Workforce Studies**
Holly Andrilla, Biostatistician
206-685-6680
holly@uw.edu
<http://depts.washington.edu/uwchws/>

Washington Center for Nursing
Linda Tieman, Executive Director
206-787-1200 ext. 107
lindat@wcnursing.org
<http://www.WACenterforNursing.org/>

This report was produced at the University of Washington Center for Health Workforce Studies by Holly Andrilla, Caitlin Morrison, Susan Skillman, and Martha Reeves.