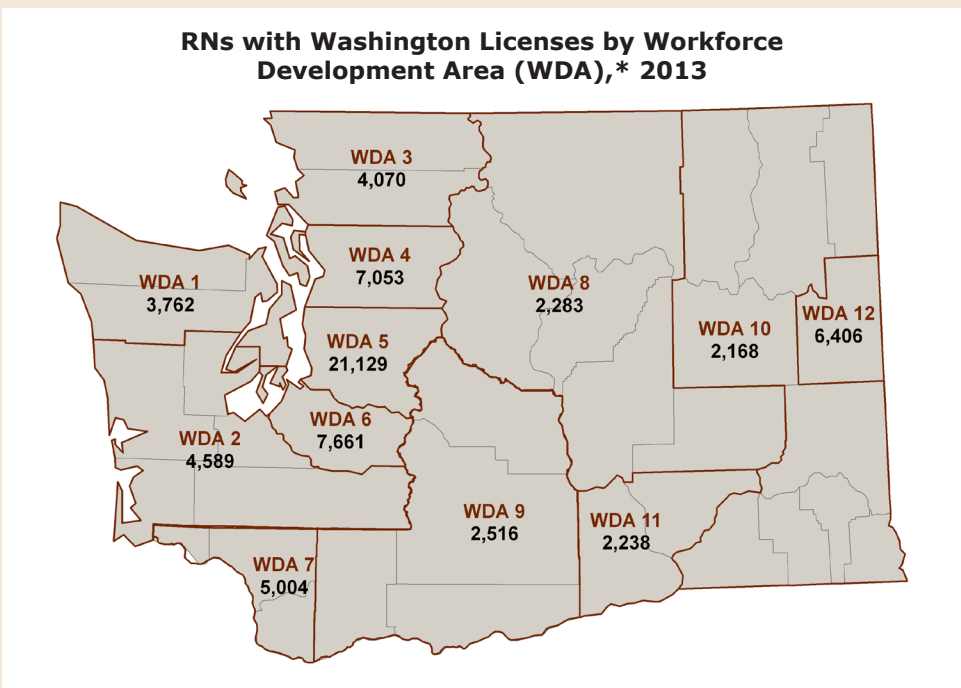




Registered Nurses (RNs)

Registered nurses (RNs) in Washington State are licensed through the State Department of Health. The following Washington statistics were calculated based on data from these license files, which contain licensee name, mailing address, age, and gender.



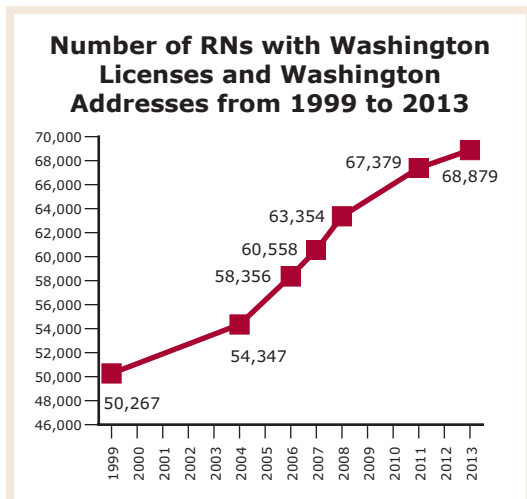
Licensed RNs per 100,000 Population

| Year | Washington | U.S. |
|------|------------|------|
| 2013 | 1,010 | —* |
| 2011 | 1,001 | —* |
| 2008 | 962 | 997 |
| 2007 | 946 | —* |
| 2006 | 925 | —* |
| 2004 | —* | 991 |

* Data not available.

Characteristics of RNs with Washington Licenses by Workforce Development Area (WDA), 2013

| WDA* | Licensed RNs | 2012 Population | Number of RNs/100,000 Population | Average RN Age | % Male RNs |
|------|--------------|-----------------|----------------------------------|----------------|------------|
| 1 | 3,762 | 356,675 | 1,055 | 51.3 | 8.6% |
| 2 | 4,589 | 488,670 | 939 | 49.7 | 10.6% |
| 3 | 4,070 | 416,725 | 977 | 50.7 | 8.4% |
| 4 | 7,053 | 722,900 | 976 | 48.4 | 9.1% |
| 5 | 21,129 | 1,957,000 | 1,080 | 47.7 | 9.8% |
| 6 | 7,661 | 808,200 | 948 | 47.7 | 10.0% |
| 7 | 5,004 | 538,325 | 930 | 48.1 | 9.8% |
| 8 | 2,283 | 263,575 | 866 | 48.6 | 11.2% |
| 9 | 2,516 | 319,375 | 788 | 48.3 | 10.6% |
| 10 | 2,168 | 208,225 | 1,041 | 49.3 | 11.4% |
| 11 | 2,238 | 262,500 | 853 | 46.5 | 9.5% |
| 12 | 6,406 | 475,600 | 1,347 | 48.8 | 12.2% |



* Location determined by license mailing address. Counties comprising WDAs: 1 = Clallam, Jefferson, Kitsap; 2 = Grays Harbor, Mason, Thurston, Pacific, Lewis; 3 = Whatcom, Skagit, Island, San Juan; 4 = Snohomish; 5 = King; 6 = Pierce; 7 = Wahkiakum, Cowlitz, Clark; 8 = Okanogan, Chelan, Douglas, Grant, Adams; 9 = Skamania, Klickitat, Yakima, Kittitas; 10 = Ferry, Stevens, Pend Oreille, Lincoln, Whitman, Walla Walla, Columbia, Garfield, Asotin; 11 = Benton, Franklin; 12 = Spokane.

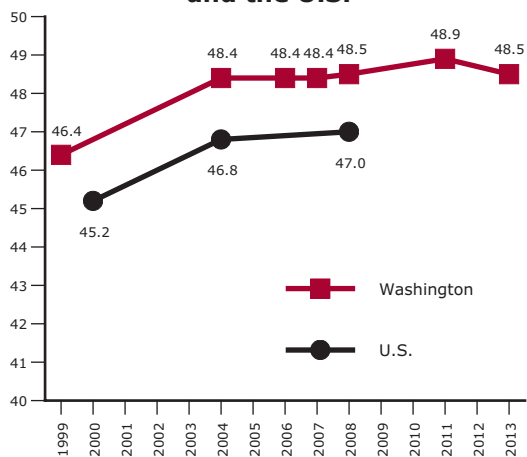
RNs with Washington Licenses*: Number and Percent by State and Advanced Practice Status

| | 2006 | 2007 | 2008 | 2011 | 2013 |
|--|----------------|----------------|----------------|----------------|----------------|
| Total RN† licenses | 71,048 | 74,955 | 80,209 | 80,615 | 83,447 |
| With Washington addresses | 58,356 (82.1%) | 60,558 (81.7%) | 63,354 (80.0%) | 67,379 (83.6%) | 68,879 (82.5%) |
| With Oregon addresses | 2,610 (3.7%) | 2,995 (4.0%) | 3,297 (4.2%) | 3,452 (4.3%) | 3,971 (4.8%) |
| With Idaho addresses | 1,256 (1.8%) | 1,331 (1.8%) | 1,465 (1.8%) | 1,452 (1.8%) | 1,539 (1.8%) |
| Licensed RNs who also have an advanced practice‡ license with Washington address | 3,150 (4.4%) | 3,372 (4.5%) | 3,598 (4.5%) | 3,589 (4.5%) | 4,354 (5.2%) |

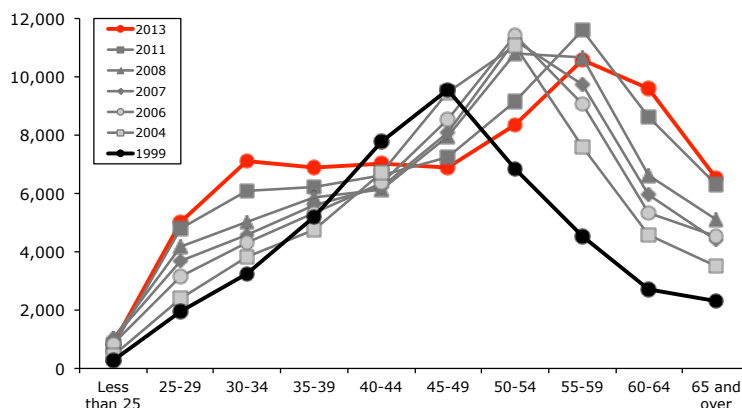
* Accessed from licensing files April 2013, March 2011, September 2008, October 2007, and August 2006.
 † Ages 18 through 75.
 ‡ Advanced practice RNs in Washington are required to maintain an RN license.

RN Age

Average Age of RNs in Washington and the U.S.

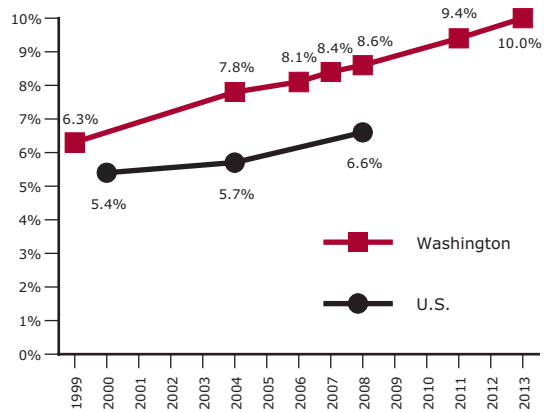


RNs with Washington Licenses, by Age Group

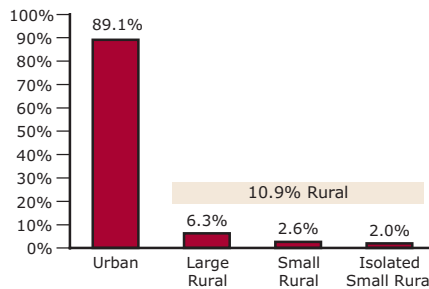


RN Gender

Percent of RNs Who Are Male in Washington and the U.S.



Urban-Rural Location of RNs in Washington



Funding:

The analyses for this report were conducted by the University of Washington Center for Health Workforce Studies with funding from the Washington Center for Nursing through Department of Health Grant #N14191.

Data Sources:

Washington State RN data are from the Washington State Department of Health, Health Professions Licensing Data System,

2013 (April), 2011 (March), 2008 (September), 2007 (October), 2006 (August), 2004, and 1999. All data for U.S. RNs are from the Health Resources and Services Administration's 2000, 2004, 2008, and 2012 National Sample Survey of Registered Nurses (<http://bhpr.hrsa.gov/healthworkforce/>). General Washington population data are from the Washington State Office of Financial Management and are updated April 1 of each year (<http://www.ofm.wa.gov/pop/april1/>). The urban-rural location of each RN was determined using their license ZIP code and the Rural-Urban Commuting Area Codes 2.0.

For more information:

**University of Washington
 WWAMI Center for Health Workforce Studies**
 Susan Skillman, Deputy Director
 206-543-3557
skillman@u.washington.edu
<http://depts.washington.edu/uwchws/>

Washington Center for Nursing
 Linda Tieman, Executive Director
 206-787-1200 ext. 107
lindat@wcnursing.org
<http://www.WACenterforNursing.org/>

This report was produced at the University of Washington Center for Health Workforce Studies by Susan Skillman (director), Holly Andrilla (analyst), and Martha Reeves (design and production).