

Wyoming Dentists, 2009

Licensed Dentists

Dentists must hold an active Wyoming license to practice in Wyoming. The following Wyoming statistics were calculated based on data from dentist licensing records and a survey of all licensees conducted for the Wyoming Healthcare Commission in early 2009.

- There were an estimated 48 licensed dentists with a Wyoming address per 100,000 Wyoming state residents in 2009. According to the American Dental Association's data, there were 76 dentists per 100,000 U.S. population in 2006 (the most recent year of available data).

Wyoming Dentist Licenses, 2009

Total dentist licenses*	392
With Wyoming addresses	256 (65.3%)
With Colorado addresses	36 (9.2%)
With Utah addresses	20 (5.1%)
With Montana addresses	16 (4.1%)
With other addresses†	64 (16.3%)

* Accessed from 2009 licensing records.
† States each with fewer than 3% of licenses.

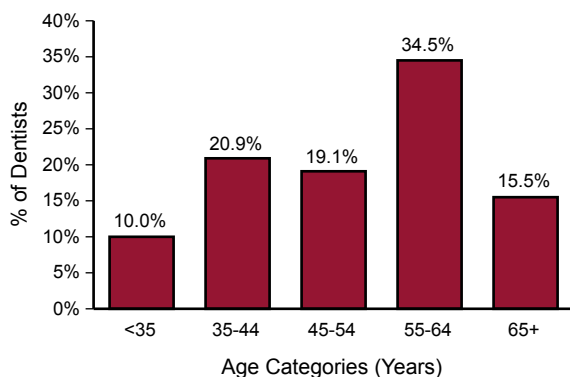
Dentists with a Primary Practice Location in Wyoming

- 59% of licensed dentists responding to the survey reported that they were practicing and their primary work location was in Wyoming. The following findings are based only on the survey responses of dentists with a primary practice location in Wyoming, referred to as "Wyoming dentists."

Wyoming Dentist Demographics

- 9% of Wyoming dentists were female.
- 99% of Wyoming dentists recorded their race as white, in combination with no other races.
- 2% of Wyoming dentists were of Hispanic or Latino origin.

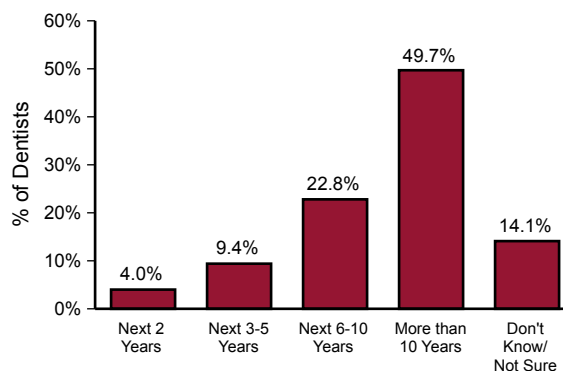
Age of Wyoming Dentists, 2009



27.2% of survey respondents did not answer this question.

- The average age of Wyoming dentists was 52.

Wyoming Dentists' Plans to Retire

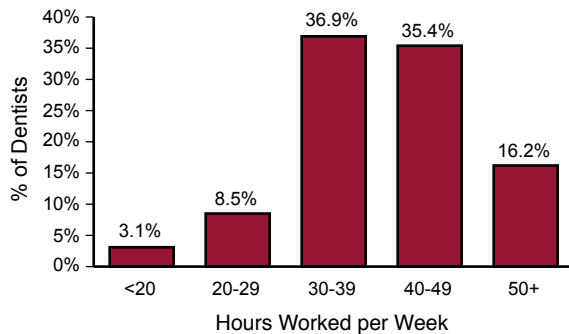


1.3% of survey respondents did not answer this question.

- 13% of Wyoming dentists planned to retire in the next five years.

Wyoming Dentists' Employment Characteristics

Total Weekly Hours Worked by Wyoming Dentists*

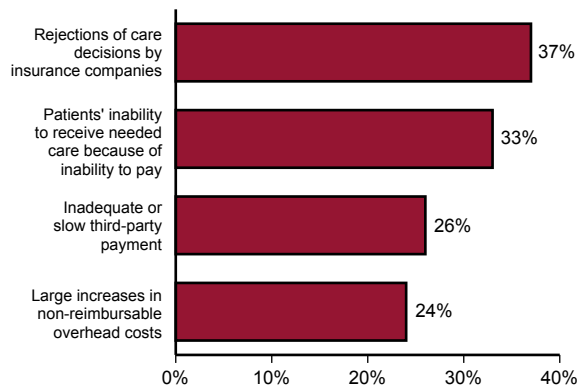


13.9% of survey respondents did not answer this question.

* Does not include on-call hours.

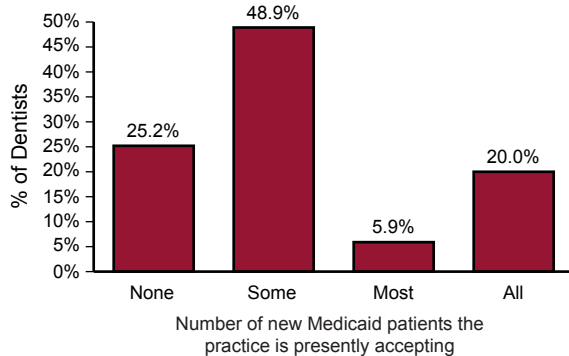
- Wyoming dentists in active practice worked an average of 40 total hours weekly.
- 12% worked fewer than 30 hours per week.

Major Problems Reported by Wyoming Dentists



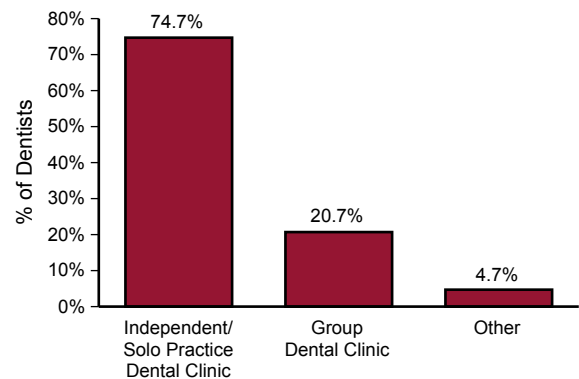
Percentage citing issue as a "major problem" in response to "How much of a problem is [the issue] with regard to your ability to provide high-quality care?"

Proportion of New Medicaid Patients Accepted by Wyoming Dentists



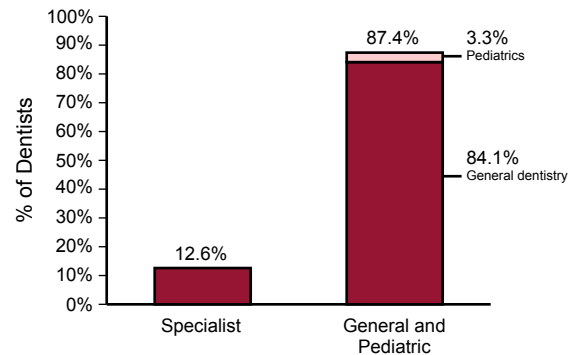
6.0% of survey respondents did not answer this question.

Wyoming Dentists' Primary Work Location



0.7% of survey respondents did not answer this question.

Wyoming Dentists' Primary Areas of Practice



All survey respondents answered this question.

Data and Funding Sources: Licensing data are from the Wyoming Board of Dental Examiners. The University of Washington Center for Health Workforce Studies (UW CHWS) developed the survey questionnaire, and the Wyoming Survey & Analysis Center at the University of Wyoming conducted the survey May-July 2009 (response rate 66%). Population data are from the U.S. Census Bureau. National dentist data are from the American Dental Association, "Distribution of Dentists in the United States by Region and State, 2006." The analyses for this report were conducted by the UW CHWS with funding from the Wyoming Healthcare Commission.

Authors: Davis G. Patterson, Research Scientist; Susan M. Skillman, Project Director; C. Holly A. Andrilla, Research Scientist. This report was produced at UW CHWS by Martha Reeves.

For More Information: Contact the UW CHWS or Wyoming Office of Rural Health, 307-777-7293.