

Wyoming Licensed Addiction Therapists, 2009

Licensed Addiction Therapists

Licensed addiction therapists (LATs) must hold an active Wyoming license to practice in Wyoming. The following Wyoming statistics were calculated based on data from LAT licensing records and a survey of all licensees conducted for the Wyoming Healthcare Commission in early 2009.

- There were an estimated 17 LATs with a Wyoming address per 100,000 Wyoming state residents in 2009.

Wyoming LAT Licenses, 2009

Total LAT licenses*	106
With Wyoming addresses	92 (86.8%)
With Idaho addresses	4 (3.8%)
With other addresses†	10 (9.4%)

* Accessed from 2009 licensing records.
† States each with fewer than 3% of licenses.

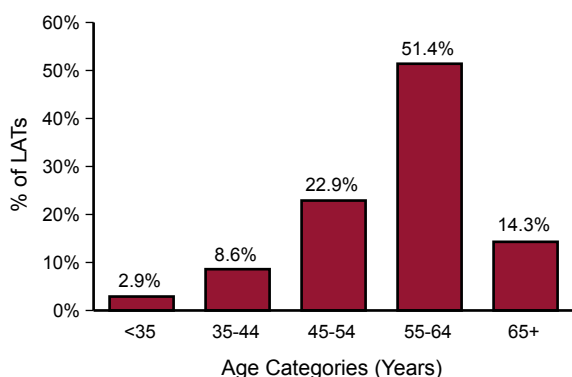
Licensed Addiction Therapists with a Primary Practice Location in Wyoming

- 81% of LATs responding to the survey reported that they were practicing and their primary work location was in Wyoming. The following findings are based only on the survey responses of LATs with a primary practice location in Wyoming, referred to as “Wyoming LATs.”

Wyoming Licensed Addiction Therapist Demographics

- 52% of Wyoming LATs were female.
- 89% of Wyoming LATs recorded their race as white, in combination with no other races.
- 4% of Wyoming LATs were of Hispanic or Latino origin.

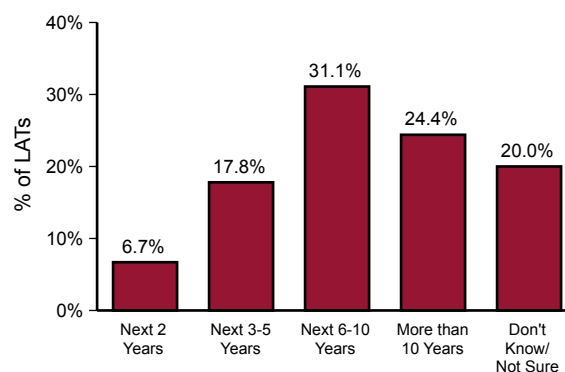
Age of Wyoming LATs, 2009



25.5% of survey respondents did not answer this question.

- The average age of Wyoming LATs was 56.

Wyoming LATs' Plans to Retire

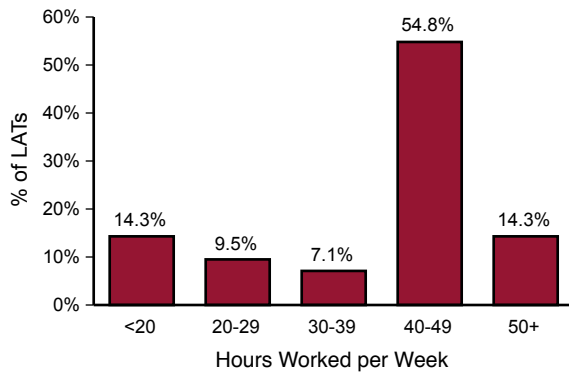


4.3% of survey respondents did not answer this question.

- 24% of Wyoming LATs planned to retire in the next five years.

Wyoming Licensed Addiction Therapists' Employment Characteristics

Total Weekly Hours Worked by Wyoming LATs*

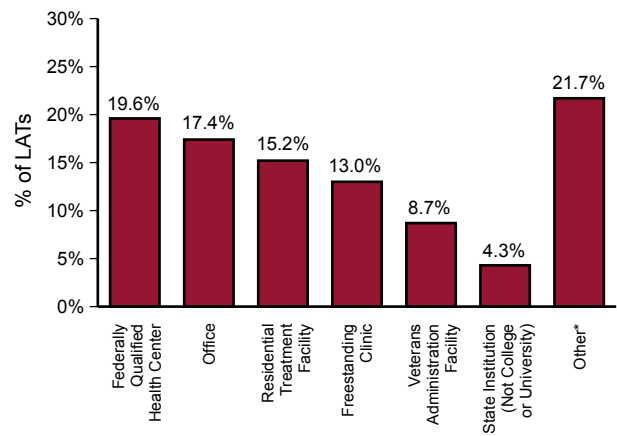


10.6% of survey respondents did not answer this question.

* Does not include on-call hours.

- Wyoming LATs in active practice worked an average of 38 total hours weekly.
- 24% worked fewer than 30 hours per week.

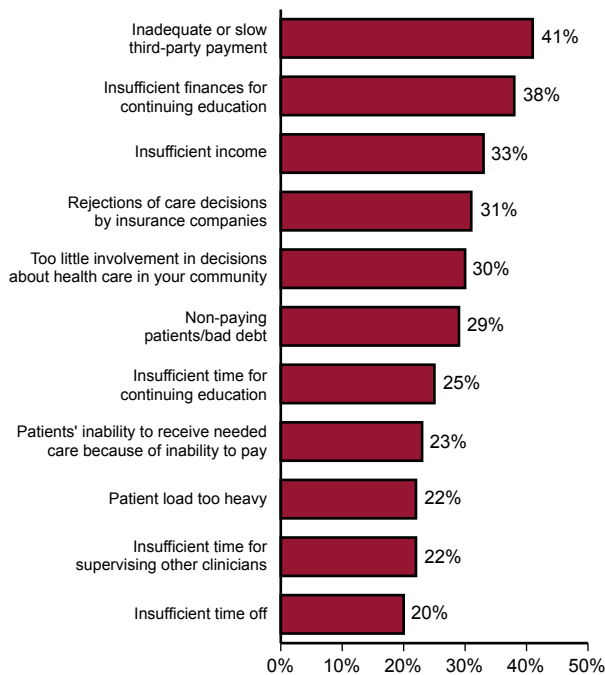
Wyoming LATs' Primary Work Location



2.1% of survey respondents did not answer this question.

* Includes hospital-associated clinics, Indian Health Service facilities, and all other practice settings not already listed.

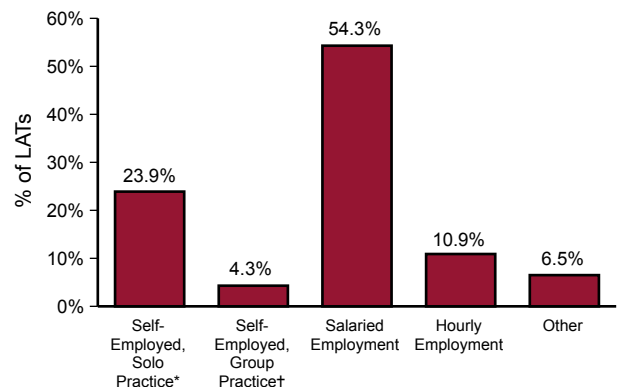
Major Problems Reported by Wyoming LATs



Percentage citing issue as a "major problem" in response to "How much of a problem is [the issue] with regard to your ability to provide high-quality care?"

- More than a third of Wyoming LATs reported that inadequate or slow third-party payment and insufficient finances for continuing education were major problems for their ability to provide high-quality care.

Wyoming LATs' Primary Employment Arrangement



2.1% of survey respondents did not answer this question.

* Owned by one mental health provider.

† Owned by two or more mental health providers.

Data and Funding Sources: Licensing data are from the Wyoming Mental Health Professions Licensing Board. The University of Washington Center for Health Workforce Studies (UW CHWS) developed the survey questionnaire, and the Wyoming Survey & Analysis Center at the University of Wyoming conducted the survey April-June 2009 (response rate 55%). Population data are from the U.S. Census Bureau. The analyses for this report were conducted by the UW CHWS with funding from the Wyoming Healthcare Commission.

Authors: Davis G. Patterson, Research Scientist; Susan M. Skillman, Project Director; C. Holly A. Andrilla, Research Scientist. This report was produced at UW CHWS by Martha Reeves.

For More Information: Contact the UW CHWS or Wyoming Office of Rural Health, 307-777-7293.