

Wyoming Licensed Clinical Social Workers, 2009

Licensed Clinical Social Workers

Licensed clinical social workers (LCSWs) must hold an active Wyoming license to practice in Wyoming. The following Wyoming statistics were calculated based on data from LCSW licensing records and a survey of all licensees conducted for the Wyoming Healthcare Commission in early 2009.

- There were an estimated 50 LCSWs with a Wyoming address per 100,000 Wyoming state residents in 2009.

Wyoming LCSW Licenses, 2009

Total LCSW licenses*	310
With Wyoming addresses	267 (86.1%)
With other addresses†	43 (13.9%)

* Accessed from 2009 licensing records.
† States each with fewer than 3% of licenses.

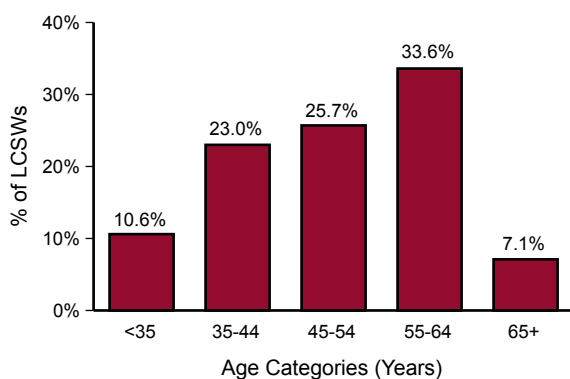
Licensed Clinical Social Workers with a Primary Practice Location in Wyoming

- 80% of LCSWs responding to the survey reported that they were practicing and their primary work location was in Wyoming. The following findings are based only on the survey responses of LCSWs with a primary practice location in Wyoming, referred to as “Wyoming LCSWs.”

Wyoming Licensed Clinical Social Worker Demographics

- 70% of Wyoming LCSWs were female.
- 97% of Wyoming LCSWs recorded their race as white, in combination with no other races.
- 6% of Wyoming LCSWs were of Hispanic or Latino origin.

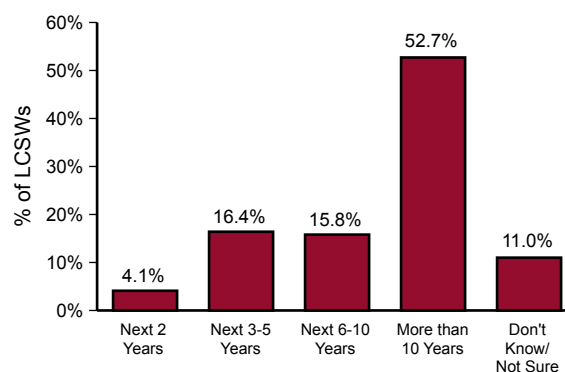
Age of Wyoming LCSWs, 2009



23.6% of survey respondents did not answer this question.

- The average age of Wyoming LCSWs was 50.

Wyoming LCSWs' Plans to Retire

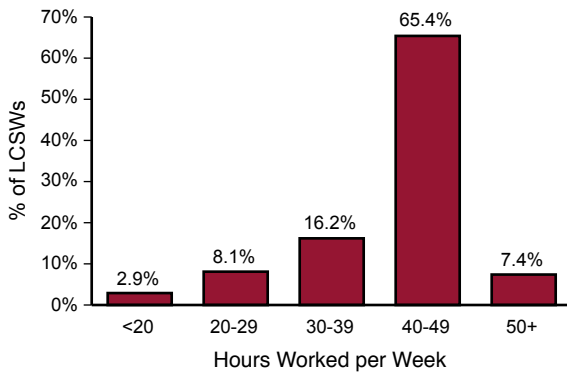


1.4% of survey respondents did not answer this question.

- 21% of Wyoming LCSWs planned to retire in the next five years.

Wyoming Licensed Clinical Social Workers' Employment Characteristics

Total Weekly Hours Worked by Wyoming LCSWs*

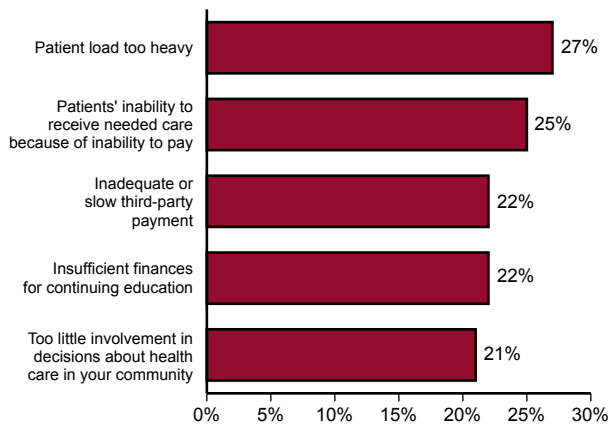


8.1% of survey respondents did not answer this question.

* Does not include on-call hours.

- Wyoming LCSWs in active practice worked an average of 38 total hours weekly.
- 11% worked fewer than 30 hours per week.

Major Problems Reported by Wyoming LCSWs



Percentage citing issue as a "major problem" in response to "How much of a problem is [the issue] with regard to your ability to provide high-quality care?"

- About a quarter of Wyoming licensed clinical social workers reported that heavy patient loads and patients' inability to receive needed care because of inability to pay were major problems for their ability to provide high-quality care.

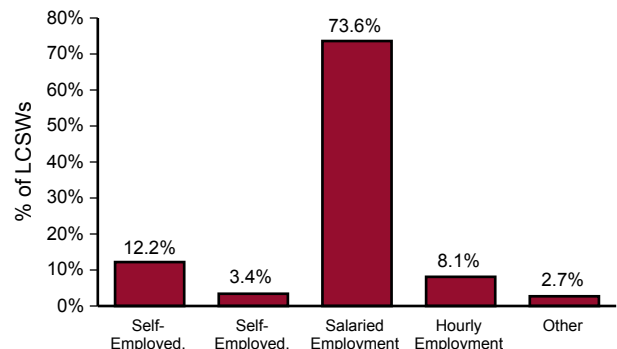
Wyoming LCSWs' Primary Work Location

Location	%
Federally Qualified Health Center	17.7
Office	16.3
K-12 education	12.2
Veterans Administration facility	9.5
Freestanding clinic	7.5
Residential treatment facility	6.1
Hospital-associated clinic	4.8
Hospital (non-federal)	4.8
State institution (not college/university)	4.8
Other*	16.3

0.7% of survey respondents did not answer this question.

* Includes other federal facilities, colleges/universities, and all other practice settings not already listed.

Wyoming LCSWs' Primary Employment Arrangement



All survey respondents answered this question.

* Owned by one mental health provider.

† Owned by two or more mental health providers.

Data and Funding Sources: Licensing data are from the Wyoming Mental Health Professions Licensing Board. The University of Washington Center for Health Workforce Studies (UW CHWS) developed the survey questionnaire, and the Wyoming Survey & Analysis Center at the University of Wyoming conducted the survey April-June 2009 (response rate 60%). Population data are from the U.S. Census Bureau. The analyses for this report were conducted by the UW CHWS with funding from the Wyoming Healthcare Commission.

Authors: Davis G. Patterson, Research Scientist; Susan M. Skillman, Project Director; C. Holly A. Andrilla, Research Scientist. This report was produced at UW CHWS by Martha Reeves.

For More Information: Contact the UW CHWS or Wyoming Office of Rural Health, 307-777-7293.