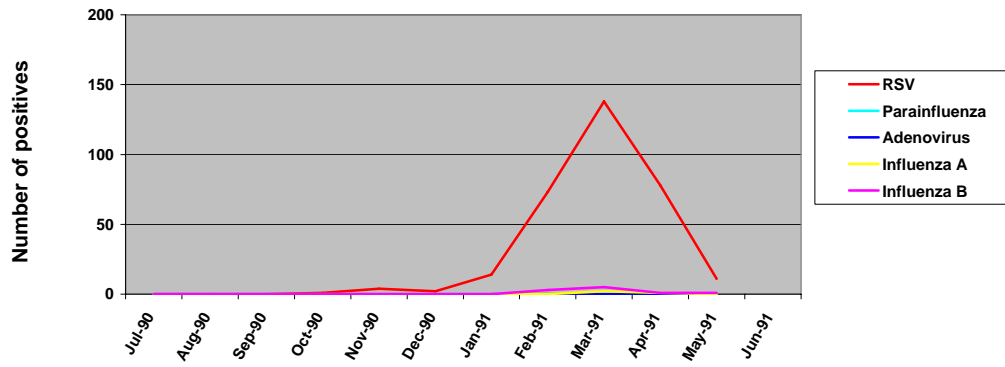


### 1990 - 1991 Respiratory Virus Detections

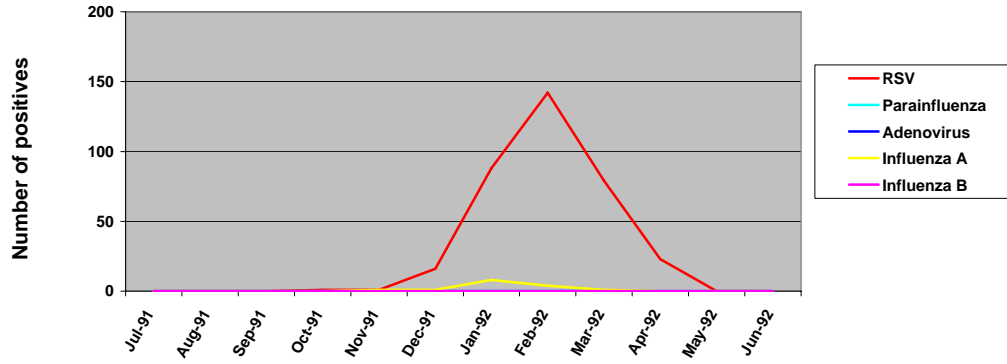


week ending	number tested	RSV	Parainfluenza	Adenovirus	Influenza A	Influenza B
06-Jul-90	16	0	0	0	0	0
13-Jul-90	27	0	0	0	0	0
20-Jul-90	19	0	0	0	0	0
27-Jul-90	16	0	0	0	0	0
03-Aug-90	10	0	0	0	0	0
10-Aug-90	14	0	0	0	0	0
17-Aug-90	14	0	0	0	0	0
24-Aug-90	25	0	0	0	0	0
31-Aug-90	24	0	0	0	0	0
07-Sep-90	21	0	0	0	0	0
14-Sep-90	28	0	0	0	0	0
21-Sep-90	35	0	0	0	0	0
28-Sep-90	31	0	0	0	0	0
05-Oct-90	29	0	0	0	0	0
12-Oct-90	24	1	0	0	0	0
19-Oct-90	17	0	0	0	0	0
26-Oct-90	23	0	0	0	0	0
02-Nov-90	26	1	0	0	0	0
09-Nov-90	28	0	0	0	0	0
16-Nov-90	26	1	0	0	0	0
23-Nov-90	21	0	0	0	0	0
30-Nov-90	34	2	0	0	0	0
07-Dec-90	33	0	0	0	0	0
14-Dec-90	46	2	0	0	0	0
21-Dec-90	34	0	0	0	0	0
28-Dec-90	37	0	0	0	0	0
04-Jan-91	33	2	0	0	0	0
11-Jan-91	41	4	0	0	0	0
18-Jan-91	45	4	0	0	0	0
25-Jan-91	60	4	0	0	0	0
01-Feb-91	55	10	0	0	0	0
08-Feb-91	77	22	0	0	0	0
15-Feb-91	83	20	0	0	0	1
22-Feb-91	117	21	0	0	0	2
01-Mar-91	84	25	0	0	0	0
08-Mar-91	125	40	0	0	0	2
15-Mar-91	163	27	0	0	0	3
22-Mar-91	128	25	0	0	2	0
29-Mar-91	101	21	0	0	0	0
05-Apr-91	105	24	0	0	1	0
12-Apr-91	89	24	0	0	0	1
19-Apr-91	75	20	0	0	0	0
26-Apr-91	50	10	0	0	0	0
03-May-91	56	6	0	0	0	1
10-May-91	33	0	0	0	0	0
17-May-91	30	1	0	0	0	0
24-May-91	51	3	0	0	0	0
31-May-91	39	1	0	0	0	0
07-Jun-91	38	2	0	0	0	0
14-Jun-91	35	2	0	0	0	0
21-Jun-91	35	3	0	0	0	0
28-Jun-91	31	0	0	0	0	0

Last Updated on: 3/2/2006  
 By Anne Cent  
 Email: [acent@u.washington.edu](mailto:acent@u.washington.edu)

month		RSV	Parainfluenza	Adenovirus	Influenza A	Influenza B
Jul-90	78	0	0	0	0	0
Aug-90	87	0	0	0	0	0
Sep-90	115	0	0	0	0	0
Oct-90	93	1	0	0	0	0
Nov-90	135	4	0	0	0	0
Dec-90	150	2	0	0	0	0
Jan-91	179	14	0	0	0	0
Feb-91	332	73	0	0	0	3
Mar-91	601	138	0	0	2	5
Apr-91	319	78	0	0	1	1
May-91	209	11	0	0	0	1
Jun-91	139	7	0	0	0	0

### 1991 - 1992 Respiratory Virus Detections

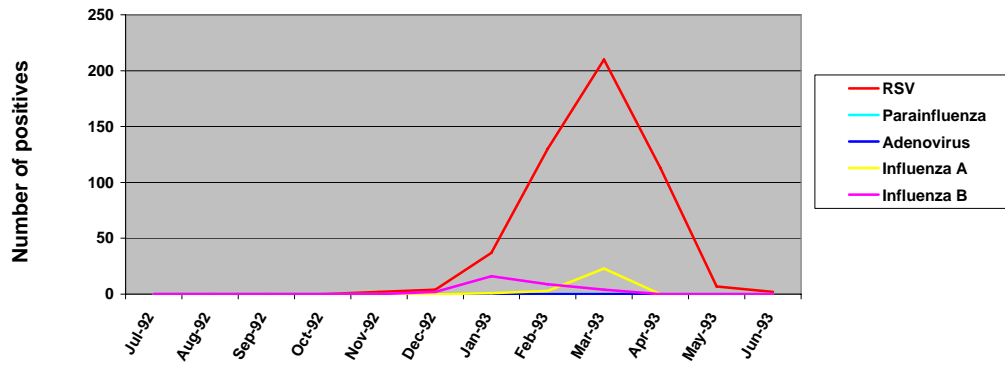


week ending	number tested	RSV	Parainfluenza	Adenovirus	Influenza A	Influenza B
05-Jul-91	26	0	0	0	0	0
12-Jul-91	16	0	0	0	0	0
19-Jul-91	31	0	0	0	0	0
26-Jul-91	18	0	0	0	0	0
02-Aug-91	12	0	0	0	0	0
09-Aug-91	18	0	0	0	0	0
16-Aug-91	17	0	0	0	0	0
23-Aug-91	15	0	0	0	0	0
30-Aug-91	15	0	0	0	0	0
06-Sep-91	19	0	0	0	0	0
13-Sep-91	15	0	0	0	0	0
20-Sep-91	29	0	0	0	0	0
27-Sep-91	17	0	0	0	0	0
04-Oct-91	24	0	0	0	0	0
11-Oct-91	24	1	0	0	0	0
18-Oct-91	19	0	0	0	0	0
25-Oct-91	13	0	0	0	0	0
01-Nov-91	25	0	0	0	0	0
08-Nov-91	34	0	0	0	0	0
15-Nov-91	31	0	0	0	0	0
22-Nov-91	21	0	0	0	0	0
29-Nov-91	22	1	0	0	1	0
06-Dec-91	34	0	0	0	1	0
13-Dec-91	39	4	0	0	0	0
20-Dec-91	29	3	0	0	0	0
27-Dec-91	42	9	0	0	0	0
03-Jan-92	54	17	0	0	1	0
10-Jan-92	82	16	0	0	2	0
17-Jan-92	47	14	0	0	2	0
24-Jan-92	69	20	0	0	2	0
31-Jan-92	70	21	0	0	1	0
07-Feb-92	101	37	0	0	0	0
14-Feb-92	83	31	0	0	0	0
21-Feb-92	108	40	0	0	2	0
28-Feb-92	105	34	0	0	2	0
06-Mar-92	83	31	0	0	0	0
13-Mar-92	69	19	0	0	0	0
20-Mar-92	53	17	0	0	1	0
27-Mar-92	62	12	0	0	0	0
03-Apr-92	39	11	0	0	0	0
10-Apr-92	42	8	0	0	0	0
17-Apr-92	28	2	0	0	0	0
24-Apr-92	30	2	0	0	0	0
01-May-92	21	0	0	0	0	0
08-May-92	21	0	0	0	0	0
15-May-92	11	0	0	0	0	0
22-May-92	17	0	0	0	0	0
29-May-92	16	0	0	0	0	0
05-Jun-92	22	0	0	0	0	0
12-Jun-92	9	0	0	0	0	0
19-Jun-92	16	0	0	0	0	0
26-Jun-92	27	0	0	0	0	0

Last Updated on: 3/2/2006  
 By Anne Cent  
 Email: [acent@u.washington.edu](mailto:acent@u.washington.edu)

month		RSV	Parainfluenza	Adenovirus	Influenza A	Influenza B
Jul-91	91	0	0	0	0	0
Aug-91	77	0	0	0	0	0
Sep-91	80	0	0	0	0	0
Oct-91	80	1	0	0	0	0
Nov-91	133	1	0	0	1	0
Dec-91	144	16	0	0	1	0
Jan-92	322	88	0	0	8	0
Feb-92	397	142	0	0	4	0
Mar-92	267	79	0	0	1	0
Apr-92	139	23	0	0	0	0
May-92	86	0	0	0	0	0
Jun-92	74	0	0	0	0	0

### 1992 - 1993 Respiratory Virus Detections

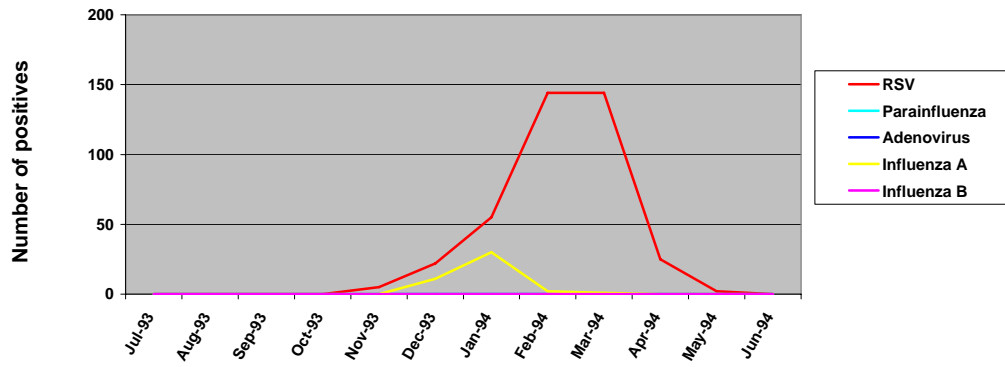


week ending	number tested	RSV	Parainfluenza	Adenovirus	Influenza A	Influenza B
03-Jul-92	25	0	0	0	0	0
10-Jul-92	28	0	0	0	0	0
17-Jul-92	16	0	0	0	0	0
24-Jul-92	24	0	0	0	0	0
31-Jul-92	18	0	0	0	0	0
07-Aug-92	6	0	0	0	0	0
14-Aug-92	15	0	0	0	0	0
21-Aug-92	12	0	0	0	0	0
28-Aug-92	11	0	0	0	0	0
04-Sep-92	20	0	0	0	0	0
11-Sep-92	14	0	0	0	0	0
18-Sep-92	29	0	0	0	0	0
25-Sep-92	26	0	0	0	0	0
02-Oct-92	23	0	0	0	0	0
09-Oct-92	13	0	0	0	0	0
16-Oct-92	16	0	0	0	0	0
23-Oct-92	12	0	0	0	0	0
30-Oct-92	21	0	0	0	0	0
06-Nov-92	15	1	0	0	0	0
13-Nov-92	18	0	0	0	0	0
20-Nov-92	24	0	0	0	0	0
27-Nov-92	21	1	0	0	0	0
04-Dec-92	20	0	0	0	0	0
11-Dec-92	22	0	0	0	0	0
18-Dec-92	18	3	0	0	0	1
25-Dec-92	19	1	0	0	0	1
01-Jan-93	30	5	0	0	0	1
08-Jan-93	42	8	0	0	0	3
15-Jan-93	78	4	0	0	0	3
22-Jan-93	58	7	0	0	0	3
29-Jan-93	61	13	0	0	1	6
05-Feb-93	71	23	0	0	0	0
12-Feb-93	82	24	0	0	1	3
19-Feb-93	117	44	0	0	1	3
26-Feb-93	118	39	0	0	1	3
05-Mar-93	150	53	0	0	6	0
12-Mar-93	124	56	0	0	10	2
19-Mar-93	130	51	0	0	4	2
26-Mar-93	122	50	0	0	3	0
02-Apr-93	84	28	0	0	0	0
09-Apr-93	101	41	0	0	0	0
16-Apr-93	64	22	0	0	0	0
23-Apr-93	74	12	0	0	0	0
30-Apr-93	53	10	0	0	0	0
07-May-93	29	5	0	0	0	0
14-May-93	21	2	0	0	0	0
21-May-93	14	0	0	0	0	0
28-May-93	17	0	0	0	0	0
04-Jun-93	12	1	0	0	0	0
11-Jun-93	11	0	0	0	0	0
18-Jun-93	10	0	0	0	0	0
25-Jun-93	11	1	0	0	0	0

Last Updated on: 3/2/2006  
 By Anne Cent  
 Email: [acent@u.washington.edu](mailto:acent@u.washington.edu)

month		RSV	Parainfluenza	Adenovirus	Influenza A	Influenza B
Jul-92	111	0	0	0	0	0
Aug-92	44	0	0	0	0	0
Sep-92	89	0	0	0	0	0
Oct-92	85	0	0	0	0	0
Nov-92	78	2	0	0	0	0
Dec-92	79	4	0	0	0	2
Jan-93	269	37	0	0	1	16
Feb-93	388	130	0	0	3	9
Mar-93	526	210	0	0	23	4
Apr-93	376	113	0	0	0	0
May-93	81	7	0	0	0	0
Jun-93	44	2	0	0	0	0

### 1993 - 1994 Respiratory Virus Detections

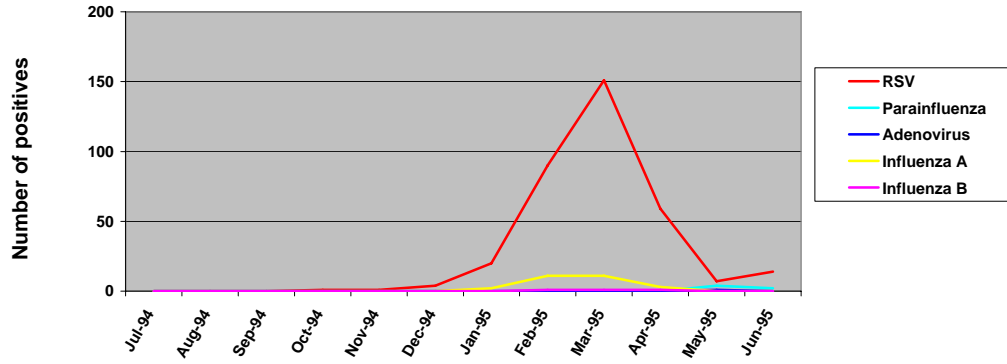


week ending	number tested	RSV	Parainfluenza	Adenovirus	Influenza A	Influenza B
02-Jul-93	10	0	0	0	0	0
09-Jul-93	3	0	0	0	0	0
16-Jul-93	13	0	0	0	0	0
23-Jul-93	7	0	0	0	0	0
30-Jul-93	13	0	0	0	0	0
06-Aug-93	11	0	0	0	0	0
13-Aug-93	15	0	0	0	0	0
20-Aug-93	7	0	0	0	0	0
27-Aug-93	6	0	0	0	0	0
03-Sep-93	6	0	0	0	0	0
10-Sep-93	4	0	0	0	0	0
17-Sep-93	3	0	0	0	0	0
24-Sep-93	15	0	0	0	0	0
01-Oct-93	12	0	0	0	0	0
08-Oct-93	16	0	0	0	0	0
15-Oct-93	15	0	0	0	0	0
22-Oct-93	23	0	0	0	0	0
29-Oct-93	17	0	0	0	0	0
05-Nov-93	19	0	0	0	0	0
12-Nov-93	25	2	0	0	0	0
19-Nov-93	24	1	0	0	0	0
26-Nov-93	18	2	0	0	0	0
03-Dec-93	26	5	0	0	0	0
10-Dec-93	28	1	0	0	0	0
17-Dec-93	28	3	0	0	6	0
24-Dec-93	37	6	0	0	2	0
31-Dec-93	74	7	0	0	3	0
07-Jan-94	70	10	0	0	4	0
14-Jan-94	62	5	0	0	10	0
21-Jan-94	70	18	0	0	10	0
28-Jan-94	102	22	0	0	6	0
04-Feb-94	66	21	0	0	0	0
11-Feb-94	84	38	0	0	0	0
18-Feb-94	108	43	0	0	1	0
25-Feb-94	82	42	0	0	1	0
04-Mar-94	125	55	0	0	1	0
11-Mar-94	96	42	0	0	0	0
18-Mar-94	98	28	0	0	0	0
25-Mar-94	66	19	0	0	0	0
01-Apr-94	34	8	0	0	0	0
08-Apr-94	27	4	0	0	0	0
15-Apr-94	39	4	0	0	0	0
22-Apr-94	33	7	0	0	0	0
29-Apr-94	22	2	0	0	0	0
06-May-94	24	1	0	0	0	0
13-May-94	5	0	0	0	0	0
20-May-94	16	1	0	0	0	0
27-May-94	11	0	0	0	0	0
03-Jun-94	18	0	0	0	0	0
10-Jun-94	17	0	0	0	0	0
17-Jun-94	16	0	0	0	0	0
24-Jun-94	14	0	0	0	0	0

Last Updated on: 3/2/2006  
 By Anne Cent  
 Email: [acent@u.washington.edu](mailto:acent@u.washington.edu)

month		RSV	Parainfluenza	Adenovirus	Influenza A	Influenza B
Jul-93	46	0	0	0	0	0
Aug-93	39	0	0	0	0	0
Sep-93	28	0	0	0	0	0
Oct-93	83	0	0	0	0	0
Nov-93	86	5	0	0	0	0
Dec-93	193	22	0	0	11	0
Jan-94	304	55	0	0	30	0
Feb-94	340	144	0	0	2	0
Mar-94	385	144	0	0	1	0
Apr-94	155	25	0	0	0	0
May-94	56	2	0	0	0	0
Jun-94	65	0	0	0	0	0

### 1994 - 1995 Respiratory Virus Detections

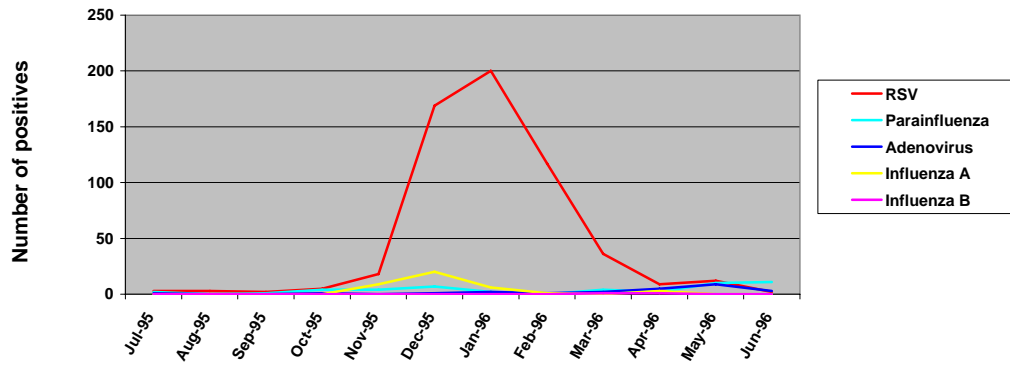


week ending	number tested	RSV	Parainfluenza	Adenovirus	Influenza A	Influenza B
01-Jul-94	10	0	0	0	0	0
08-Jul-94	11	0	0	0	0	0
15-Jul-94	12	0	0	0	0	0
22-Jul-94	17	0	0	0	0	0
29-Jul-94	15	0	0	0	0	0
05-Aug-94	4	0	0	0	0	0
12-Aug-94	9	0	0	0	0	0
19-Aug-94	9	0	0	0	0	0
26-Aug-94	9	0	0	0	0	0
02-Sep-94	11	0	0	0	0	0
09-Sep-94	10	0	0	0	0	0
16-Sep-94	7	0	0	0	0	0
23-Sep-94	11	0	0	0	0	0
30-Sep-94	7	0	0	0	0	0
07-Oct-94	19	0	0	0	0	0
14-Oct-94	18	0	0	0	0	0
21-Oct-94	18	0	0	0	0	0
28-Oct-94	24	1	0	0	0	0
04-Nov-94	24	0	0	0	0	0
11-Nov-94	27	0	0	0	0	0
18-Nov-94	18	0	0	0	0	0
25-Nov-94	22	1	0	0	0	0
02-Dec-94	24	0	0	0	0	0
09-Dec-94	16	1	0	0	0	0
16-Dec-94	22	0	0	0	0	0
23-Dec-94	14	1	0	0	0	0
30-Dec-94	20	2	0	0	0	0
06-Jan-95	22	2	0	0	0	0
13-Jan-95	44	3	0	0	1	0
20-Jan-95	41	7	0	0	1	0
27-Jan-95	31	8	0	0	3	0
03-Feb-95	43	14	0	0	3	0
10-Feb-95	69	16	0	0	4	0
17-Feb-95	70	28	0	0	4	1
24-Feb-95	94	32	0	0	0	0
03-Mar-95	109	32	0	0	3	0
10-Mar-95	81	25	0	0	4	0
17-Mar-95	80	35	0	0	4	0
24-Mar-95	108	33	0	0	0	1
31-Mar-95	76	26	0	0	0	0
07-Apr-95	73	19	0	0	2	1
14-Apr-95	76	17	0	0	1	0
21-Apr-95	48	13	0	0	0	0
28-Apr-95	44	10	0	0	0	0
05-May-95	33	5	0	0	0	0
12-May-95	28	1	0	1	0	0
19-May-95	27	0	1	0	0	0
26-May-95	28	1	3	0	0	0
02-Jun-95	18	2	1	0	0	0
09-Jun-95	26	3	0	0	0	0
16-Jun-95	18	5	0	0	0	0
23-Jun-95	18	4	0	0	0	0
30-Jun-95	12	0	1	0	0	0

Last Updated on: 3/2/2006  
 By Anne Cent  
 Email: [acent@u.washington.edu](mailto:acent@u.washington.edu)

month		RSV	Parainfluenza	Adenovirus	Influenza A	Influenza B
Jul-94	65	0	0	0	0	0
Aug-94	31	0	0	0	0	0
Sep-94	46	0	0	0	0	0
Oct-94	79	1	0	0	0	0
Nov-94	91	1	0	0	0	0
Dec-94	96	4	0	0	0	0
Jan-95	138	20	0	0	2	0
Feb-95	276	90	0	0	11	1
Mar-95	454	151	0	0	11	1
Apr-95	241	59	0	0	3	1
May-95	116	7	4	1	0	0
Jun-95	92	14	2	0	0	0

### 1995 - 1996 Respiratory Virus Detections

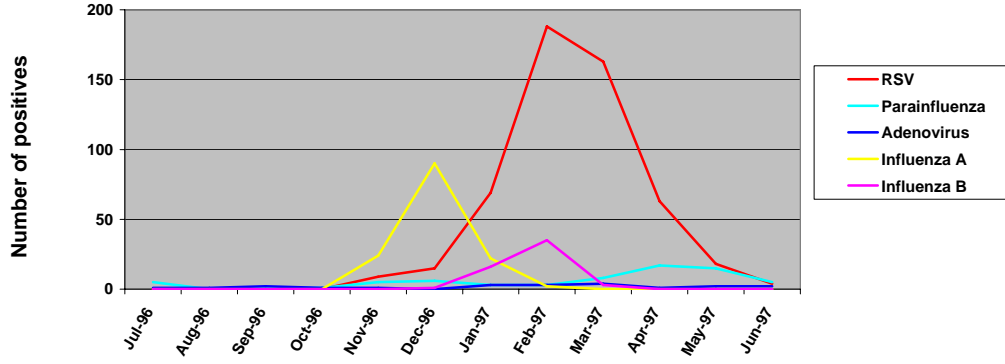


week ending	number tested	RSV	Parainfluenza	Adenovirus	Influenza A	Influenza B
07-Jul-95	13	0	0	0	0	0
14-Jul-95	19	2	1	1	0	0
21-Jul-95	11	1	1	0	0	0
28-Jul-95	14	0	0	0	0	0
04-Aug-95	15	3	0	0	0	0
11-Aug-95	7	0	0	0	0	0
18-Aug-95	15	0	0	0	0	0
25-Aug-95	6	0	0	0	0	0
01-Sep-95	14	0	0	0	0	0
08-Sep-95	20	1	0	0	0	0
15-Sep-95	12	0	1	0	0	0
22-Sep-95	11	0	0	0	0	0
29-Sep-95	17	1	0	0	0	0
06-Oct-95	15	0	0	0	0	0
13-Oct-95	20	1	2	0	0	0
20-Oct-95	23	2	1	0	0	0
27-Oct-95	22	2	1	1	0	0
03-Nov-95	26	2	0	0	2	0
10-Nov-95	32	6	0	0	2	0
17-Nov-95	39	3	3	0	3	0
24-Nov-95	27	7	1	0	2	0
01-Dec-95	56	20	3	0	2	0
08-Dec-95	70	22	2	0	3	0
15-Dec-95	80	33	1	0	5	0
22-Dec-95	112	43	1	1	5	0
29-Dec-95	109	51	0	0	5	0
05-Jan-96	119	57	1	1	0	0
12-Jan-96	83	46	0	1	2	0
19-Jan-96	109	48	1	0	2	0
26-Jan-96	94	49	0	0	2	0
02-Feb-96	100	50	0	0	1	0
09-Feb-96	73	27	0	0	0	0
16-Feb-96	63	15	0	1	0	0
23-Feb-96	61	25	0	0	0	0
01-Mar-96	45	10	1	1	0	0
08-Mar-96	44	10	1	0	0	0
15-Mar-96	48	7	1	0	0	0
22-Mar-96	36	2	1	1	0	0
29-Mar-96	28	7	0	0	0	1
05-Apr-96	31	3	0	1	1	0
12-Apr-96	34	2	1	1	1	1
19-Apr-96	22	2	1	1	1	0
26-Apr-96	23	2	0	2	0	0
03-May-96	23	2	0	3	0	0
10-May-96	16	3	1	0	0	0
17-May-96	24	3	1	1	0	0
24-May-96	24	3	3	4	0	0
31-May-96	32	1	5	1	0	0
07-Jun-96	26	0	4	1	0	0
14-Jun-96	28	0	4	2	0	0
21-Jun-96	22	1	2	0	0	0
28-Jun-96	21	1	1	0	0	0

Last Updated on: 3/2/2006  
 By Anne Cent  
 Email: [acent@u.washington.edu](mailto:acent@u.washington.edu)

month		RSV	Parainfluenza	Adenovirus	Influenza A	Influenza B
Jul-95	57	3	2	1	0	0
Aug-95	43	3	0	0	0	0
Sep-95	74	2	1	0	0	0
Oct-95	80	5	4	1	0	0
Nov-95	124	18	4	0	9	0
Dec-95	427	169	7	1	20	0
Jan-96	405	200	2	2	6	0
Feb-96	297	117	0	1	1	0
Mar-96	201	36	4	2	0	1
Apr-96	110	9	2	5	3	1
May-96	119	12	10	9	0	0
Jun-96	97	2	11	3	0	0

### 1996 - 1997 Respiratory Virus Detections

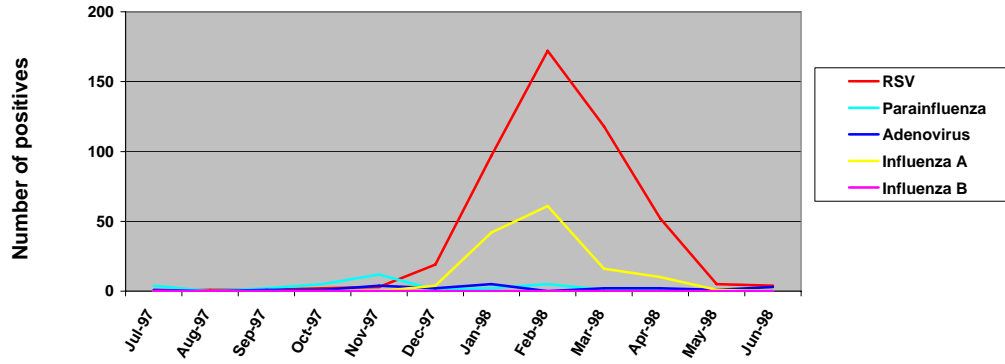


week ending	number tested	RSV	Parainfluenza	Adenovirus	Influenza A	Influenza B
05-Jul-96	12	0	1	1	0	0
12-Jul-96	7	0	2	0	0	0
19-Jul-96	18	0	2	0	0	0
26-Jul-96	21	0	0	0	0	0
02-Aug-96	11	0	0	0	0	0
09-Aug-96	12	0	0	0	0	0
16-Aug-96	19	0	0	0	0	0
23-Aug-96	9	0	0	0	0	0
30-Aug-96	11	0	0	1	0	0
06-Sep-96	11	0	0	1	0	0
13-Sep-96	24	0	1	0	0	0
20-Sep-96	8	0	0	1	0	0
27-Sep-96	19	0	0	0	0	0
04-Oct-96	24	0	1	0	0	0
11-Oct-96	16	0	0	1	0	0
18-Oct-96	24	0	0	0	0	0
25-Oct-96	24	0	0	0	0	0
01-Nov-96	18	0	1	0	0	0
08-Nov-96	33	2	0	0	0	0
15-Nov-96	68	5	2	1	4	0
22-Nov-96	40	0	0	0	10	0
29-Nov-96	40	2	2	0	10	0
06-Dec-96	71	6	4	0	24	1
13-Dec-96	95	2	1	0	22	0
20-Dec-96	90	2	0	0	25	0
27-Dec-96	63	5	1	0	19	0
03-Jan-97	66	4	0	2	12	3
10-Jan-97	58	8	0	1	2	3
17-Jan-97	56	13	1	0	3	3
24-Jan-97	60	19	1	0	3	4
31-Jan-97	73	25	1	0	2	3
07-Feb-97	119	38	1	2	0	8
14-Feb-97	86	40	0	0	1	9
21-Feb-97	136	58	2	0	1	12
28-Feb-97	103	52	0	1	0	6
07-Mar-97	119	34	0	0	0	1
14-Mar-97	117	55	1	2	0	0
21-Mar-97	130	50	4	0	0	2
28-Mar-97	102	24	3	2	0	0
04-Apr-97	68	20	3	0	0	0
11-Apr-97	61	18	2	0	0	0
18-Apr-97	74	15	8	0	0	0
25-Apr-97	55	10	4	1	0	0
02-May-97	39	7	2	0	0	0
09-May-97	45	6	6	0	0	0
16-May-97	30	3	3	2	0	0
23-May-97	40	1	2	0	0	0
30-May-97	24	1	2	0	0	0
06-Jun-97	17	1	0	1	0	0
13-Jun-97	26	1	2	0	0	0
20-Jun-97	26	2	1	1	0	0
27-Jun-97	27	0	2	0	0	0

Last Updated on: 3/2/2006  
 By Anne Cent  
 Email: [acent@u.washington.edu](mailto:acent@u.washington.edu)

month	number tested	RSV	Parainfluenza	Adenovirus	Influenza A	Influenza B
Jul-96	58	0	5	1	0	0
Aug-96	62	0	0	1	0	0
Sep-96	62	0	1	2	0	0
Oct-96	88	0	1	1	0	0
Nov-96	199	9	5	1	24	0
Dec-96	319	15	6	0	90	1
Jan-97	313	69	3	3	22	16
Feb-97	444	188	3	3	2	35
Mar-97	468	163	8	4	0	3
Apr-97	258	63	17	1	0	0
May-97	178	18	15	2	0	0
Jun-97	96	4	5	2	0	0

### 1997 - 1998 Respiratory Virus Detections



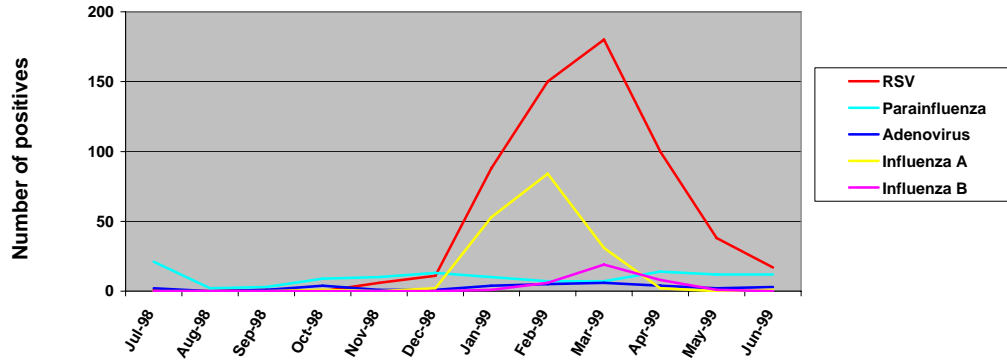
week ending	number tested	RSV	Parainfluenza	Adenovirus	Influenza A	Influenza B
04-Jul-97	19	0	1	0	0	0
11-Jul-97	14	0	0	1	0	0
18-Jul-97	16	0	0	0	0	0
25-Jul-97	9	0	3	0	0	0
01-Aug-97	21	1	0	0	0	0
08-Aug-97	10	0	0	0	0	0
15-Aug-97	6	0	0	0	0	0
22-Aug-97	13	0	0	0	0	0
29-Aug-97	9	0	0	0	0	0
05-Sep-97	20	1	0	0	0	0
12-Sep-97	23	0	1	0	0	0
19-Sep-97	23	0	0	1	0	0
26-Sep-97	27	0	1	0	0	0
03-Oct-97	26	0	1	1	0	0
10-Oct-97	29	0	0	0	0	0
17-Oct-97	16	0	3	0	0	0
24-Oct-97	22	1	1	0	0	0
31-Oct-97	38	1	0	0	0	0
07-Nov-97	40	2	4	1	0	0
14-Nov-97	31	0	3	1	0	0
21-Nov-97	54	0	4	1	0	0
28-Nov-97	29	1	1	1	0	0
05-Dec-97	32	5	1	0	0	0
12-Dec-97	53	3	0	1	3	0
19-Dec-97	39	7	0	0	0	0
26-Dec-97	42	4	0	1	1	0
02-Jan-98	70	16	0	1	3	0
09-Jan-98	78	17	0	1	6	0
16-Jan-98	68	17	1	1	7	0
23-Jan-98	81	23	1	0	14	0
30-Jan-98	73	24	0	2	12	0
06-Feb-98	106	28	1	0	19	0
13-Feb-98	127	46	1	0	18	0
20-Feb-98	107	41	2	0	19	0
27-Feb-98	148	57	1	0	5	0
06-Mar-98	129	43	0	0	7	0
13-Mar-98	111	32	1	0	7	0
20-Mar-98	66	28	0	1	1	0
27-Mar-98	80	15	0	1	1	0
03-Apr-98	51	12	0	0	1	0
10-Apr-98	76	16	0	0	0	0
17-Apr-98	91	21	0	1	0	0
24-Apr-98	54	3	0	1	0	0
01-May-98	26	1	1	0	1	0
08-May-98	25	1	0	0	0	0
15-May-98	18	1	0	0	0	0
22-May-98	27	1	0	0	0	0
29-May-98	34	1	0	1	0	0
05-Jun-98	17	2	0	1	0	0
12-Jun-98	25	1	0	2	0	0
19-Jun-98	21	1	0	0	0	0
26-Jun-98	26	0	1	0	0	0

Last Updated on: 3/2/2006  
 By Anne Cent  
 Email: [acent@u.washington.edu](mailto:acent@u.washington.edu)

month	RSV	Parainfluenza	Adenovirus	Influenza A	Influenza B
Jul-97	0	4	1	0	0
Aug-97	1	0	0	0	0
Sep-97	1	2	1	0	0
Oct-97	131	2	5	0	0
Nov-97	154	3	12	0	0
Dec-97	166	19	1	2	4
Jan-98	370	97	2	5	42
Feb-98	488	172	5	0	61
Mar-98	386	118	1	2	16
Apr-98	272	52	1	2	10
May-98	130	5	1	1	1
Jun-98	89	4	0	3	0



### 1998 - 1999 Respiratory Virus Detections

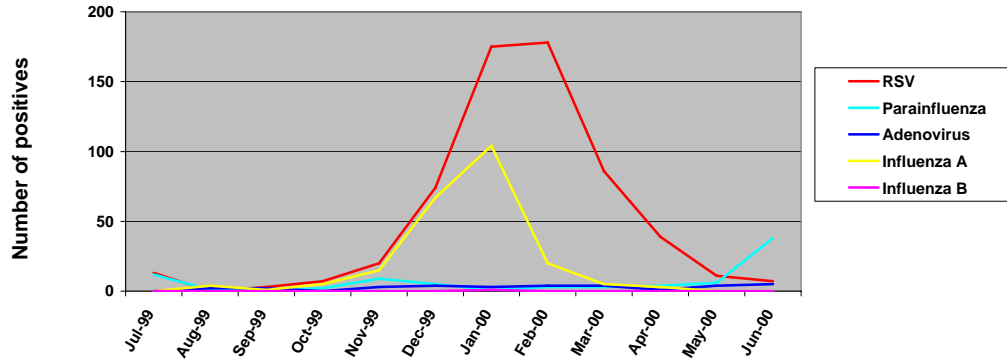


week ending	number tested	RSV	Parainfluenza	Adenovirus	Influenza A	Influenza B
03-Jul-98	38	0	5	2	0	0
10-Jul-98	25	0	4	0	0	0
17-Jul-98	20	0	4	0	0	0
24-Jul-98	12	1	4	0	0	0
31-Jul-98	30	0	4	0	0	0
07-Aug-98	24	0	1	0	0	0
14-Aug-98	18	0	0	0	0	0
21-Aug-98	18	0	1	0	0	0
28-Aug-98	11	0	0	0	0	0
04-Sep-98	15	0	0	0	0	0
11-Sep-98	20	0	1	0	0	0
18-Sep-98	24	0	2	1	0	0
25-Sep-98	34	1	0	0	0	0
02-Oct-98	33	0	2	2	0	0
09-Oct-98	22	0	0	0	0	0
16-Oct-98	30	0	1	0	1	0
23-Oct-98	50	0	3	2	0	0
30-Oct-98	52	0	3	0	0	0
06-Nov-98	38	0	3	0	0	0
13-Nov-98	58	2	1	0	0	0
20-Nov-98	45	1	3	1	0	0
27-Nov-98	31	3	3	0	0	0
04-Dec-98	61	0	3	0	0	0
11-Dec-98	69	3	4	1	1	0
18-Dec-98	50	5	4	0	1	0
25-Dec-98	48	3	2	0	0	0
02-Jan-99	60	10	3	2	4	0
09-Jan-99	88	10	3	0	10	0
16-Jan-99	107	19	3	0	10	0
23-Jan-99	103	25	0	1	17	1
30-Jan-99	120	24	1	1	12	0
06-Feb-99	126	23	4	0	19	0
13-Feb-99	136	34	1	2	22	1
20-Feb-99	130	32	1	0	28	3
27-Feb-99	155	61	1	3	15	2
06-Mar-99	146	52	0	2	12	5
13-Mar-99	147	43	2	0	12	4
20-Mar-99	93	32	2	1	4	4
27-Mar-99	145	53	3	3	3	6
03-Apr-99	96	31	3	0	2	3
10-Apr-99	106	23	2	1	0	1
17-Apr-99	119	24	3	1	0	4
24-Apr-99	90	22	6	2	0	0
01-May-99	62	14	0	0	0	1
08-May-99	67	8	1	0	0	0
15-May-99	63	10	2	0	0	0
22-May-99	44	3	3	0	0	0
29-May-99	36	3	6	2	0	0
05-Jun-99	41	3	4	0	1	0
12-Jun-99	42	5	3	0	0	0
19-Jun-99	52	5	4	2	0	0
26-Jun-99	36	4	1	1	0	0

Last Updated on: 3/2/2006  
 By Anne Cent  
 Email: [acent@u.washington.edu](mailto:acent@u.washington.edu)

month	RSV	Parainfluenza	Adenovirus	Influenza A	Influenza B
Jul-98	1	21	2	0	0
Aug-98	0	2	0	0	0
Sep-98	1	3	1	0	0
Oct-98	0	9	4	1	0
Nov-98	6	10	1	0	0
Dec-98	228	13	1	2	0
Jan-99	478	10	4	53	1
Feb-99	547	7	5	84	6
Mar-99	531	180	7	31	19
Apr-99	411	100	14	2	8
May-99	272	38	12	0	1
Jun-99	171	17	3	1	0

### 1999 - 2000 Respiratory Virus Detections



week ending	number tested	RSV	Parainfluenza	Adenovirus	Influenza A	Influenza B
03-Jul-99	33	2	2	0	0	0
10-Jul-99	42	4	5	0	0	0
17-Jul-99	29	2	2	0	0	0
24-Jul-99	37	3	1	0	0	0
31-Jul-99	41	2	2	0	0	0
07-Aug-99	18	0	0	0	0	0
14-Aug-99	31	0	0	0	4	0
21-Aug-99	20	0	1	1	0	0
28-Aug-99	13	0	0	1	0	0
04-Sep-99	16	1	0	0	1	0
11-Sep-99	34	2	0	1	0	0
18-Sep-99	35	0	1	1	0	0
25-Sep-99	33	0	0	0	0	0
02-Oct-99	37	1	0	0	0	0
09-Oct-99	39	1	1	0	1	0
16-Oct-99	56	0	0	0	0	0
23-Oct-99	74	3	1	0	4	0
30-Oct-99	54	2	0	0	0	0
06-Nov-99	52	2	0	1	1	0
13-Nov-99	62	4	2	1	3	0
20-Nov-99	86	2	4	0	5	0
27-Nov-99	66	12	3	1	6	0
04-Dec-99	76	11	1	0	7	0
11-Dec-99	101	11	2	3	12	0
18-Dec-99	142	24	2	1	21	0
25-Dec-99	121	28	0	0	27	0
01-Jan-00	130	30	1	1	24	0
08-Jan-00	152	29	0	0	32	0
15-Jan-00	153	36	0	0	27	0
22-Jan-00	146	37	0	0	15	1
29-Jan-00	116	43	0	2	6	0
05-Feb-00	113	39	0	0	8	0
12-Feb-00	110	46	1	1	7	0
19-Feb-00	121	47	2	2	3	0
26-Feb-00	93	46	0	1	2	0
04-Mar-00	98	32	0	1	2	0
11-Mar-00	71	23	2	1	0	0
18-Mar-00	64	19	0	0	1	0
25-Mar-00	69	12	1	2	2	0
01-Apr-00	73	10	0	0	0	0
08-Apr-00	58	12	1	1	1	0
15-Apr-00	56	7	0	0	1	0
22-Apr-00	63	7	0	0	1	0
29-Apr-00	47	3	3	0	0	0
06-May-00	46	8	1	0	0	0
13-May-00	41	2	1	2	0	0
20-May-00	23	0	1	1	0	0
27-May-00	42	1	3	1	0	0
03-Jun-00	40	1	6	1	0	0
10-Jun-00	52	4	9	1	0	0
17-Jun-00	80	2	17	2	0	0
24-Jun-00	43	0	6	1	0	0

Last Updated on: 3/2/2006  
 By Anne Cent  
 Email: [acent@u.washington.edu](mailto:acent@u.washington.edu)

month	RSV	Parainfluenza	Adenovirus	Influenza A	Influenza B
Jul-99	182	13	12	0	0
Aug-99	82	0	1	2	4
Sep-99	118	3	1	2	1
Oct-99	260	7	2	0	5
Nov-99	266	20	9	3	15
Dec-99	440	74	5	4	67
Jan-00	697	175	1	3	104
Feb-00	437	178	3	4	20
Mar-00	302	86	3	4	5
Apr-00	297	39	4	1	3
May-00	152	11	6	4	0
Jun-00	215	7	38	5	0