

Washington State Poverty Data

Dr. Lori Pfingst

Washington State Budget and Policy Center

DEFINING POVERTY IN WASHINGTON STATE


Using the Federal Poverty Line, a single parent family with two kids is defined as:



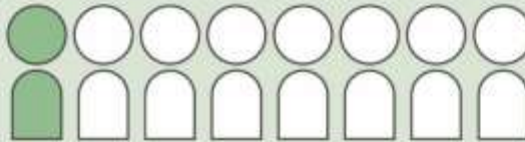
DSHS poverty guidelines for 2014 for family of three. Deep poverty is defined as 50% of the federal poverty line. Poverty is defined as 100% of the federal poverty line. Low income is defined as 200% of the federal poverty line.

POVERTY BY THE NUMBERS

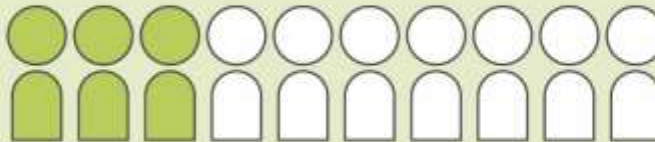
1 / 15



1 / 8



3 / 10

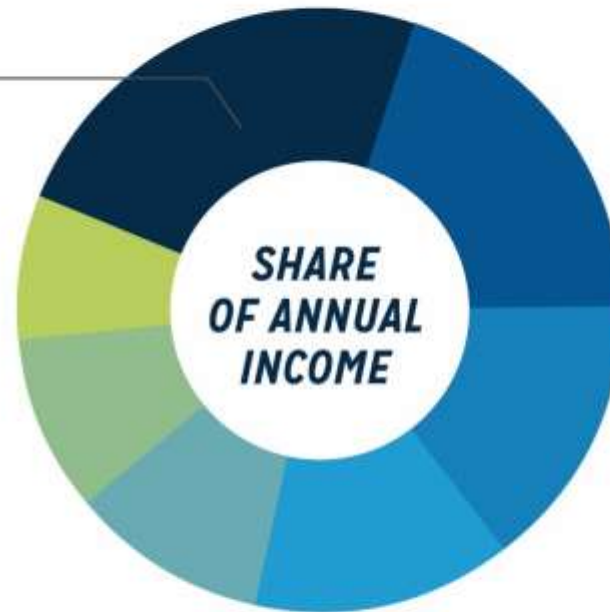


WHAT IT COSTS TO COVER NECESSITIES FOR A SINGLE PARENT WITH TWO KIDS

ANNUAL COST OF LIVING BREAKDOWN:

| | |
|----------------|-----------------|
| Child care | \$13,776 |
| Housing | \$11,464 |
| Transportation | \$8,509 |
| Food | \$8,002 |
| Taxes | \$5,950 |
| Medical | \$5,550 |
| Other | \$4,344 |

+

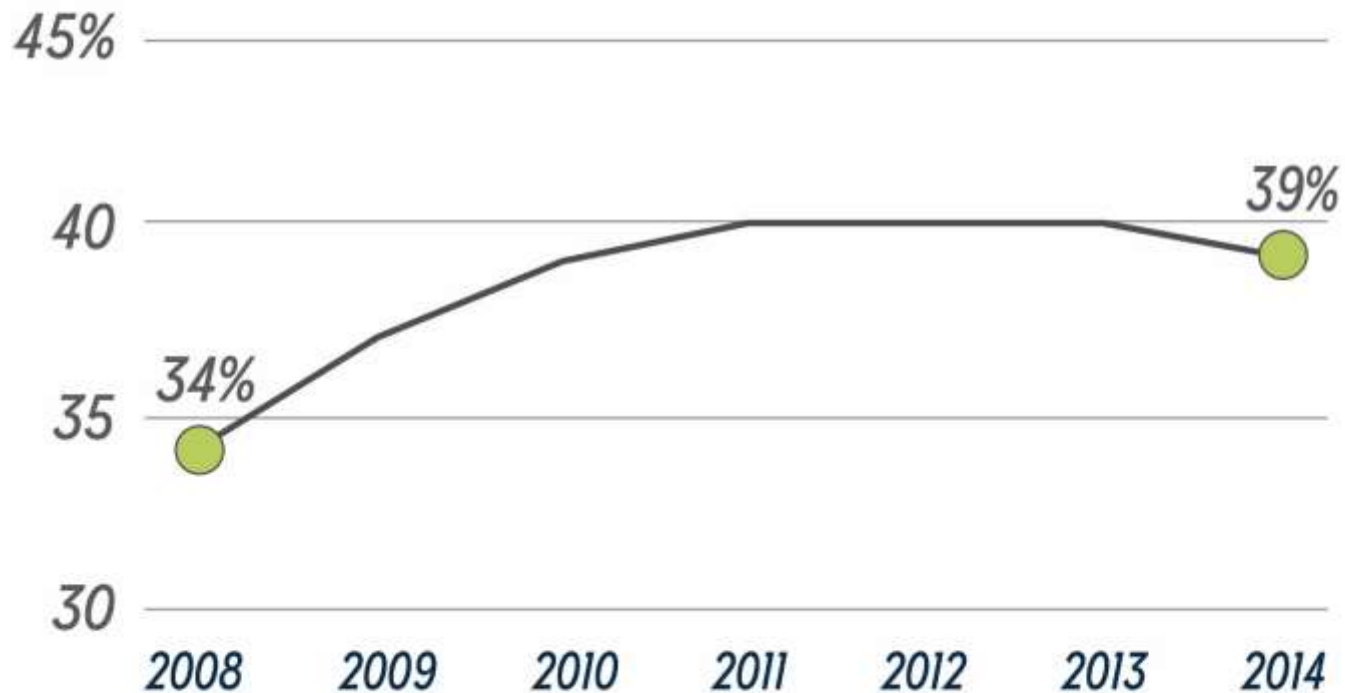


\$57,595 Annual Salary Needed

MIT Living Wage Calculator for a single-parent household with two kids. Child care costs were changed to reflect more local data provided by Child Care Aware of Washington. Estimates are based on median child care costs for one infant child and one school age child in family child care homes.

CHILDREN LIVING IN HOUSEHOLDS WITH LOW INCOMES REMAINS HIGH

Children under 18 living below 200 percent FPL, Washington 2008 to 2014



THE MOST COMMON JOBS IN WASHINGTON DON'T PAY ENOUGH TO COVER BASIC NEEDS

1 
Retail sales

\$23,816
*median income
per year, full time*

2 
Cashiers

\$23,192
*median income
per year, full time*

3 
Food Service

\$19,843
*median income
per year, full time*

MORE CHILDREN OF COLOR LIVE IN HOUSEHOLDS WITH LOW INCOMES

Children under 18 living below 200 percent FPL by race/ethnicity, Washington 2012

