







































2013 GRADUATE SURVEY RESULTS

| | <u>Health Services</u> | <u>School Of Public Health And Community Medicine</u> | <u>All Professional</u> |
|---|---|--|--|
| Bachelor's Degree Recipients | | | |
| TOTAL NUMBER OF GRADUATES SURVEYED | 34 100%  | 132 100%  | 2,196 100%  |
| Questionnaires: | | | |
| Not returned | 23 68%  | 96 73%  | 1,668 76%  |
| Not delivered by post office | 1 3%  | 2 2%  | 118 5%  |
| Returned by graduate | 10 29%  | 34 26%  | 410 19%  |
| Responding graduates currently: | | | |
| Working | 10 100%  | 24 71%  | 344 84%  |
| Attending or waiting to attend school | 3 30%  | 11 32%  | 76 19%  |
| Unemployed | | 4 12%  | 22 5%  |

| | | | |
|---|---|--|--|
| Master's Degree Recipients | | | |
| TOTAL NUMBER OF GRADUATES SURVEYED | 62 100%  | 144 100%  | 2,814 100%  |
| Questionnaires: | | | |
| Not returned | 32 52%  | 75 52%  | 1,766 63%  |
| Not delivered by post office | 2 3%  | 5 3%  | 167 6%  |
| Returned by graduate | 28 45% | 64 44% | 881 31% |
| Responding graduates currently: | | | |
| Working | 28 100%  | 59 92%  | 787 89%  |
| Attending or waiting to attend school | 5 18% | 14 22% | 141 16% |
| Unemployed | | 1 2% | 51 6% |
























| | | | |
|---|--|---|--|
| Doctoral Degree Recipients | | | |
| TOTAL NUMBER OF GRADUATES SURVEYED | 4 100%  | 45 100%  | 1,043 100%  |
| Questionnaires: | | | |
| Not returned..... | 2 50% | 24 53% | 662 63% |
| Not delivered by post office | | 1 2% | 33 3% |
| Returned by graduate | 2 50% | 20 44% | 348 33% |
| Responding graduates currently: | | | |
| Working | 2 100%  | 20 100%  | 328 94%  |
| Attending or waiting to attend school | | | 38 11% |
| Unemployed | | | 19 5% |

Subsequent tables for doctoral degree recipients are not included because of the low number of respondents.









DEMOGRAPHIC SUMMARY - Bachelor's Degree Recipients

| | <u>Health Services</u> | | <u>School Of Public Health And Community Medicine</u> | | <u>All Professional</u> | |
|--|------------------------|-------|---|-------|-------------------------|-------|
| Working | | | | | | |
| JOB IS: | | | | | | |
| Full-time, career field, permanent | 4 | 40% █ | 7 | 30% █ | 184 | 54% █ |
| Full-time, career field, will change | 4 | 40% █ | 8 | 35% █ | 94 | 28% █ |
| Full-time, outside career field | 1 | 10% █ | 4 | 17% █ | 18 | 5% █ |
| Full-time, temporary | 1 | 10% █ | 2 | 9% █ | 16 | 5% █ |
| Part-time | | | 2 | 9% █ | 26 | 8% █ |
| WORK IS: | | | | | | |
| Definitely beneath my level | 1 | 10% █ | 3 | 13% █ | 29 | 9% █ |
| Somewhat beneath my level | 2 | 20% █ | 8 | 35% █ | 62 | 18% █ |
| At an appropriate level | 6 | 60% █ | 11 | 48% █ | 244 | 72% █ |
| At too advanced a level | 1 | 10% █ | 1 | 4% █ | 5 | 1% █ |
| ATTENDING SCHOOL? | | | | | | |
| Yes, related to UW education | | | 3 | 12% █ | 22 | 6% █ |
| Yes, career related, new area | 2 | 20% █ | 3 | 12% █ | 17 | 5% █ |
| Yes, not career related | | | 1 | 4% █ | 1 | 1% █ |
| No | 8 | 80% █ | 17 | 71% █ | 302 | 88% █ |
| MONTHLY INCOME: | | | | | | |
| Under \$1000 | | | | | 12 | 4% █ |
| 1000- 1499 | | | 1 | 4% █ | 15 | 4% █ |
| 1500- 1999 | | | 2 | 9% █ | 17 | 5% █ |
| 2000- 2499 | 3 | 30% █ | 6 | 26% █ | 29 | 9% █ |
| 2500- 2999 | | | 2 | 9% █ | 27 | 8% █ |
| 3000- 3499 | 1 | 10% █ | 2 | 9% █ | 48 | 14% █ |
| 3500- 3999 | 3 | 30% █ | 4 | 17% █ | 45 | 13% █ |
| 4000- 4500 | | | 1 | 4% █ | 31 | 9% █ |
| 4500- 4999 | 1 | 10% █ | 3 | 13% █ | 24 | 7% █ |
| 5000- 5499 | 1 | 10% █ | 1 | 4% █ | 29 | 9% █ |
| 5500- 5999 | | | | | 18 | 5% █ |
| Over \$6000 | 1 | 10% █ | 1 | 4% █ | 41 | 12% █ |
| JOB LOCATION: | | | | | | |
| King, Pierce, Snohomish | 5 | 83% █ | 9 | 69% █ | 155 | 73% █ |
| Other Washington counties | 1 | 17% █ | 2 | 15% █ | 14 | 7% █ |
| Alaska, Idaho, Oregon | | | | | 10 | 5% █ |
| California, Hawaii | | | 1 | 8% █ | 14 | 7% █ |
| Mountain states | | | | | 1 | 1% █ |
| Central states | | | | | 3 | 1% █ |
| Eastern states | | | 1 | 8% █ | 11 | 5% █ |
| International | | | | | 5 | 2% █ |
| JOB SEARCH: | | | | | | |
| Newspaper ads | | | | | 1 | 1% █ |
| The Internet | 6 | 38% █ | 7 | 24% █ | 145 | 33% █ |
| Professional organization | 2 | 12% █ | 3 | 10% █ | 28 | 6% █ |
| Employment agency | | | | | 6 | 1% █ |
| Faculty advisor or committee | 1 | 6% █ | 2 | 7% █ | 23 | 5% █ |
| Networking/personal contacts | 7 | 44% █ | 17 | 59% █ | 192 | 43% █ |
| UW Center for Career Services | | | | | 51 | 11% █ |

Attending School

| | | | | | | | | | |
|---|---|-----|---|---|-----|---|----|-----|---|
| LEVEL OF EDUCATIONAL PROGRAM: Bachelor's | 2 | 67% |  | 3 | 27% |  | 16 | 23% |  |
| Terminal Master | | | | | | | 8 | 12% |  |
| Master's/PhD | 1 | 33% |  | 5 | 45% |  | 33 | 48% |  |
| Professional | | | | 1 | 9% |  | 3 | 4% |  |
| Vocational | | | | 1 | 9% |  | 2 | 3% |  |
| Other | | | | 1 | 9% |  | 7 | 10% |  |
| | | | | | | | | | |
| ARE YOU ALSO EMPLOYED? Yes, by the school | | | | 2 | 18% |  | 20 | 27% |  |
| Yes, other part-time ... | | | | 2 | 18% |  | 12 | 16% |  |
| Yes, other full-time ... | 1 | 33% |  | 2 | 18% |  | 3 | 4% |  |
| No | 2 | 67% |  | 5 | 45% |  | 40 | 53% |  |

Unemployed

| | | | | | | | | | |
|--------------------|--------------------------------------|---|-----|---|--|--|---|-----|---|
| REASON NOT WORKING | Volunteering | | | | | | 2 | 10% |  |
| | Raising a family | 1 | 33% |  | | | 2 | 10% |  |
| | Taking care of an ill relative | | | | | | 3 | 14% |  |
| | Traveling, etc. | | | | | | 8 | 38% |  |
| | Looking for work | 2 | 67% |  | | | 3 | 14% |  |
| | Deciding what to do | | | | | | 3 | 14% |  |
| | Taking time off | | | | | | | | |
| | Disillusioned about job search | | | | | | 3 | 14% |  |

STUDENT INVOLVEMENT - Bachelor's Degree Recipients

Health Services School Of Public Health And Community Medicine All Professional

During the past year, how many hours each month, on average, did you devoted to volunteer work or a community action program?

| | Health Services | School Of Public Health And Community Medicine | All Professional |
|---------|-----------------|--|------------------|
| None | 6 60% | 13 38% | 191 48% |
| 1 - 3 | 1 10% | 5 15% | 97 24% |
| 4 - 6 | 2 20% | 8 24% | 43 11% |
| 7 - 10 | | 3 9% | 29 7% |
| Over 10 | 1 10% | 5 15% | 40 10% |

In the past year, approximately how much have you contributed monetarily to charities or philanthropies?

| | Health Services | School Of Public Health And Community Medicine | All Professional |
|-----------------|-----------------|--|------------------|
| Less than \$100 | 4 40% | 23 68% | 244 61% |
| \$100 - 250 | 3 30% | 5 15% | 63 16% |
| \$250 - 500 | 1 10% | 2 6% | 30 8% |
| \$500 - 1000 | | 1 3% | 22 6% |
| Over \$1000 | 2 20% | 3 9% | 38 10% |

If I had to make my college choice over again, I would choose to attend UW.

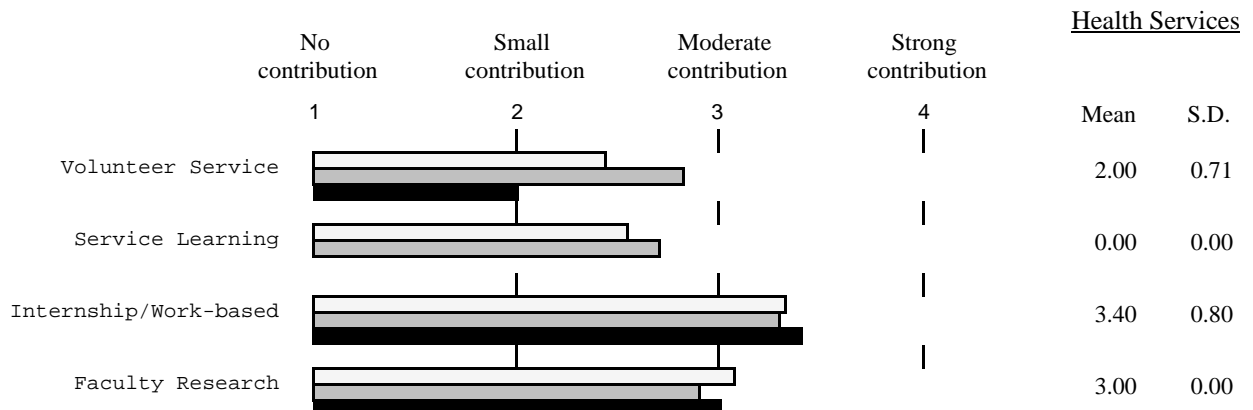
| | Health Services | School Of Public Health And Community Medicine | All Professional |
|-------------------|-----------------|--|------------------|
| Strongly disagree | 1 10% | 2 6% | 13 3% |
| Disagree | | 2 6% | 20 5% |
| Indifferent | 1 10% | 4 12% | 38 10% |
| Agree | 1 10% | 5 15% | 116 30% |
| Strongly agree | 7 70% | 20 61% | 200 52% |

While a UW student, did you participate in:

| | Health Services | | School Of Public Health And Community Medicine | | All Professional | |
|--|-----------------|----|--|----|------------------|-----|
| | Yes | No | Yes | No | Yes | No |
| Community volunteer service (outside of UW) | 4 | 6 | 24 | 10 | 234 | 158 |
| Community service as part of a UW course (Service learning) | | 10 | 11 | 22 | 123 | 264 |
| A public service internship or other work-based learning (for credit or pay) | 5 | 5 | 17 | 16 | 178 | 212 |
| Faculty research beyond being a research subject | 1 | 8 | 10 | 23 | 118 | 268 |

How has your participation contributed to your preparation and success in your current primary activity?

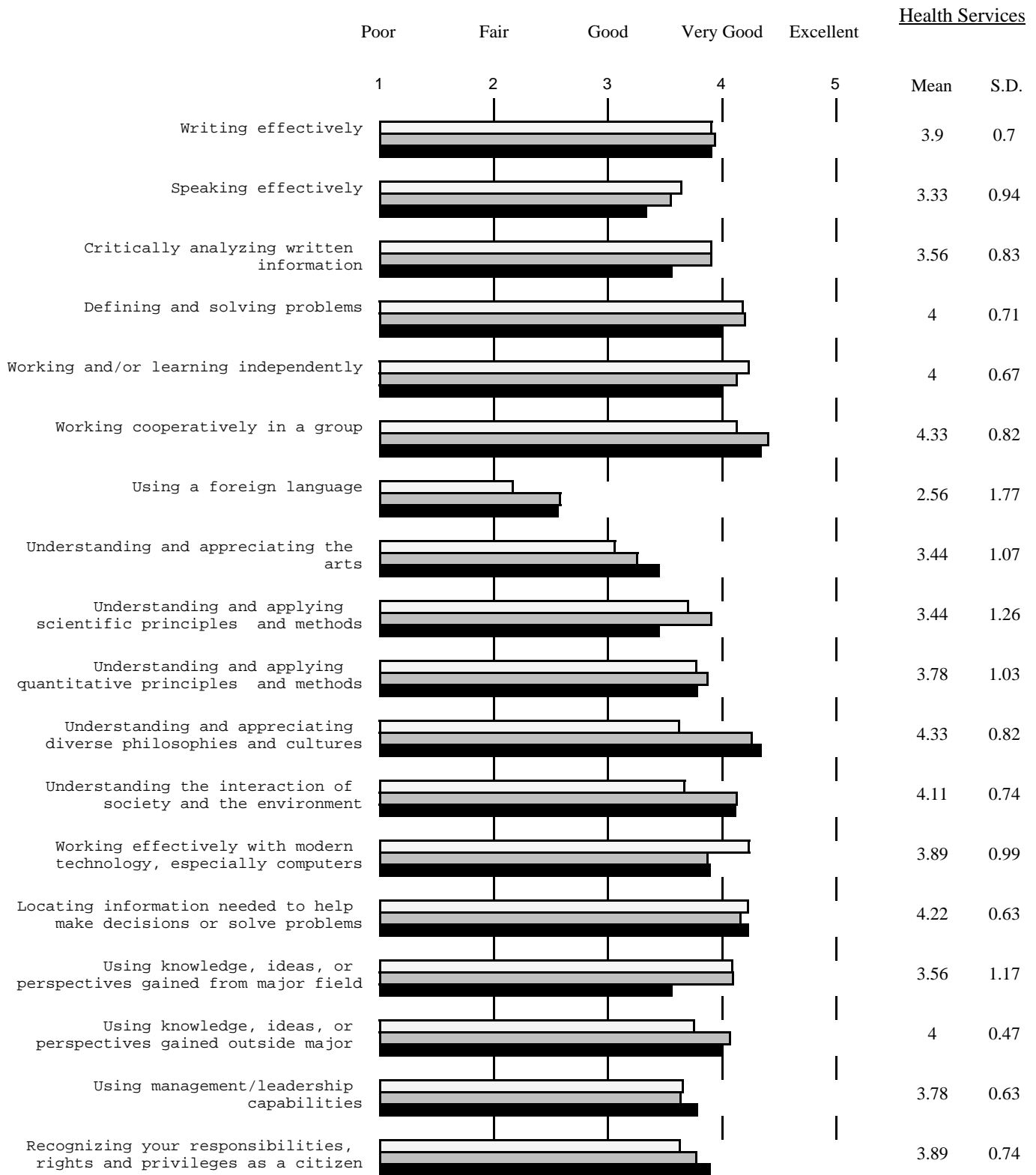
Health Services
 School Of Public Health And Community Medicine
 All Professional



STUDENT OUTCOMES - Bachelor's Degree Recipients




YOUR SKILLS: Rate yourself on each of the following abilities.

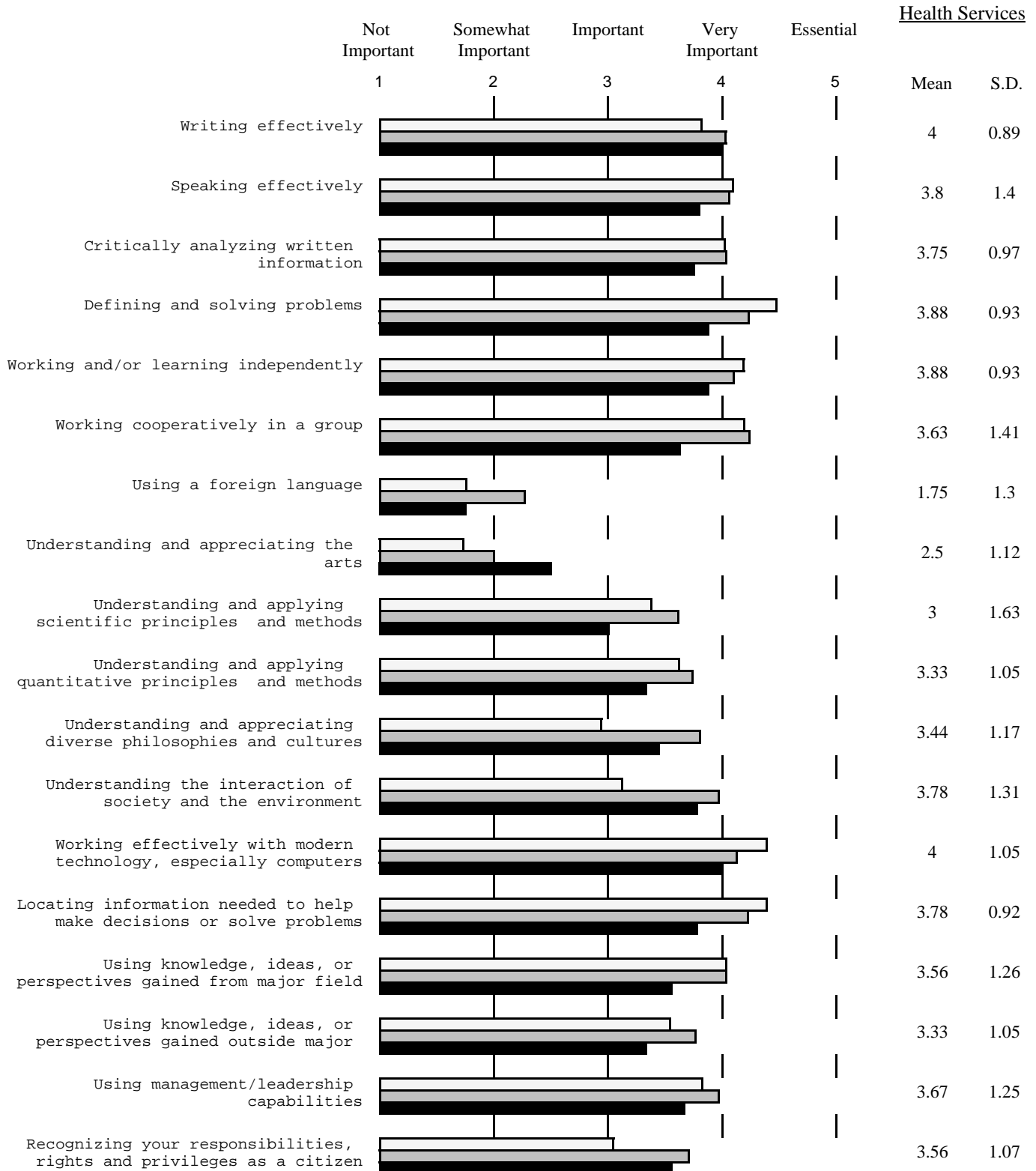
Health Services
School Of Public Health And Community Medicine
All Professional



STUDENT OUTCOMES - Bachelor's Degree Recipients




NECESSITY: How important are each of these abilities to your current primary activity?

Health Services 
School Of Public Health And Community Medicine 
All Professional 

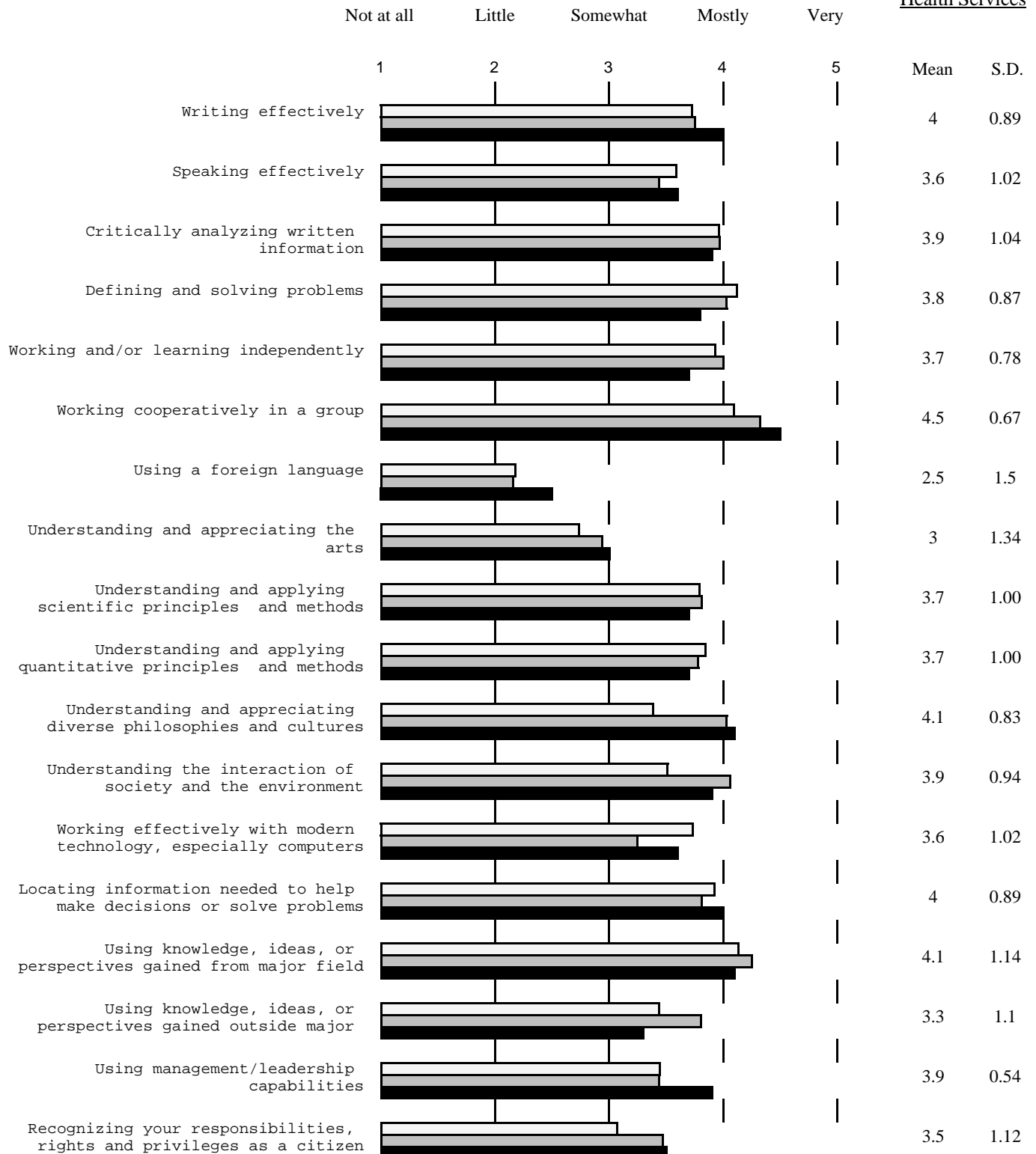


STUDENT OUTCOMES - Bachelor's Degree Recipients

SATISFACTION: How satisfied are you with the University of Washington's contribution to your development in each area?




Health Services 
School Of Public Health And Community Medicine 
All Professional 

Health Services

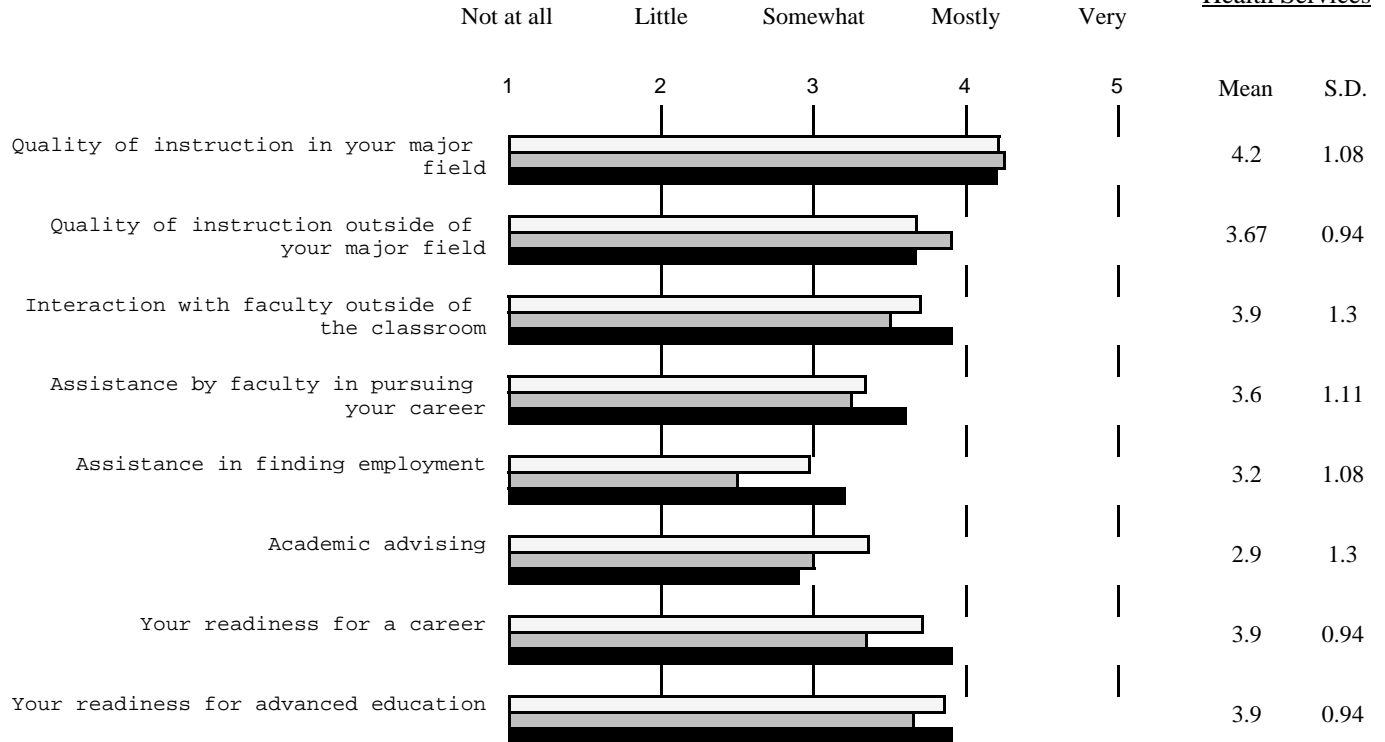


STUDENT OUTCOMES - Bachelor's Degree Recipients

In general, how satisfied are you with your UW education with regard to each of the following?

Health Services 
School Of Public Health And Community Medicine 
All Professional 

Health Services



DEMOGRAPHIC SUMMARY - Master's Degree Recipients

| | <u>Health Services</u> | | <u>School Of Public Health And Community Medicine</u> | | <u>All Professional</u> | |
|--|------------------------|-------|---|-------|-------------------------|-------|
| Working | | | | | | |
| JOB IS: | | | | | | |
| Full-time, career field, permanent ... | 10 | 36% █ | 27 | 46% █ | 458 | 58% █ |
| Full-time, career field, will change | 14 | 50% █ | 20 | 34% █ | 215 | 27% █ |
| Full-time, outside career field | 1 | 4% █ | 2 | 3% █ | 19 | 2% █ |
| Full-time, temporary | 1 | 4% █ | 3 | 5% █ | 32 | 4% █ |
| Part-time | 2 | 7% █ | 7 | 12% █ | 59 | 8% █ |
| WORK IS: | | | | | | |
| Definitely beneath my level | 4 | 14% █ | 5 | 8% █ | 58 | 7% █ |
| Somewhat beneath my level | 7 | 25% █ | 10 | 17% █ | 142 | 18% █ |
| At an appropriate level | 17 | 61% █ | 44 | 75% █ | 573 | 74% █ |
| At too advanced a level | | | | | 6 | 1% █ |
| ATTENDING SCHOOL? | | | | | | |
| Yes, post-graduate in my degree | 1 | 4% █ | 3 | 5% █ | 54 | 7% █ |
| Yes, career related, new area | 3 | 11% █ | 7 | 12% █ | 88 | 11% █ |
| Yes, not career related | 1 | 4% █ | 3 | 5% █ | 18 | 2% █ |
| No | 22 | 81% █ | 45 | 78% █ | 619 | 79% █ |
| MONTHLY INCOME: | | | | | | |
| Under \$500 | | | 1 | 2% █ | 11 | 1% █ |
| \$500 - 999 | | | 1 | 2% █ | 9 | 1% █ |
| 1000- 1499 | | | | | 20 | 3% █ |
| 1500- 1999 | 2 | 8% █ | 4 | 7% █ | 33 | 4% █ |
| 2000- 2499 | 1 | 4% █ | 2 | 4% █ | 48 | 6% █ |
| 2500- 2999 | 1 | 4% █ | 5 | 9% █ | 70 | 9% █ |
| 3000- 3499 | 5 | 20% █ | 10 | 19% █ | 109 | 14% █ |
| 3500- 3999 | 5 | 20% █ | 6 | 11% █ | 66 | 9% █ |
| 4000- 4500 | 2 | 8% █ | 6 | 11% █ | 79 | 10% █ |
| Over \$4500 | 9 | 36% █ | 19 | 35% █ | 328 | 42% █ |
| JOB LOCATION: | | | | | | |
| King, Pierce, Snohomish | 17 | 85% █ | 30 | 70% █ | 329 | 70% █ |
| Other Washington counties | | | 3 | 7% █ | 23 | 5% █ |
| Alaska, Idaho, Oregon | 1 | 5% █ | 1 | 2% █ | 16 | 3% █ |
| California, Hawaii | 1 | 5% █ | 3 | 7% █ | 30 | 6% █ |
| Mountain states | | | | | 10 | 2% █ |
| Central states | 1 | 5% █ | 2 | 5% █ | 13 | 3% █ |
| Eastern states | | | 1 | 2% █ | 40 | 9% █ |
| International | | | 3 | 7% █ | 9 | 2% █ |
| JOB SEARCH: | | | | | | |
| Newspaper ads | 1 | 4% █ | 1 | 2% █ | 11 | 2% █ |
| World wide web/internet | 13 | 54% █ | 26 | 47% █ | 359 | 52% █ |
| Employment agency | | | | | 28 | 4% █ |
| Professional organization | 3 | 12% █ | 7 | 13% █ | 145 | 21% █ |
| Faculty advisor or committee | 7 | 29% █ | 21 | 38% █ | 154 | 22% █ |

DEMOGRAPHIC SUMMARY - Master's Degree Recipients

| | Health Services | | School Of Public Health And Community Medicine | | All Professional | |
|---|-----------------|-------|--|-------|------------------|-------|
| Attending School | | | | | | |
| LEVEL OF EDUCATIONAL PROGRAM: Undergraduate | | | | | 1 | 1% |
| Master's | | | 1 | 8% | 6 | 4% |
| Doctoral | 3 | 75% █ | 11 | 85% █ | 118 | 86% █ |
| Professional .. | 1 | 25% █ | 1 | 8% | 10 | 7% |
| Vocational | | | | | | |
| Other | | | | | 3 | 2% |
| ARE YOU ALSO EMPLOYED? Yes, by the school | 2 | 50% █ | 7 | 78% █ | 53 | 50% █ |
| Yes, other part-time | | | | | 9 | 8% |
| Yes, other full-time | 1 | 25% █ | 1 | 11% | 17 | 16% |
| No | 1 | 25% █ | 1 | 11% | 28 | 26% |

Unemployed




| | | | | | | |
|--|--|--|---|--------|----|-------|
| LOOKING FOR WORK? Yes, career field only | | | | | 22 | 43% █ |
| Yes, any field | | | | | 5 | 10% |
| Yes, may be temporary | | | | | 10 | 20% |
| No, traveling, etc. | | | 1 | 100% █ | 3 | 6% |
| No, deciding what to do | | | | | 1 | 2% |
| No, not at present | | | | | 10 | 20% |

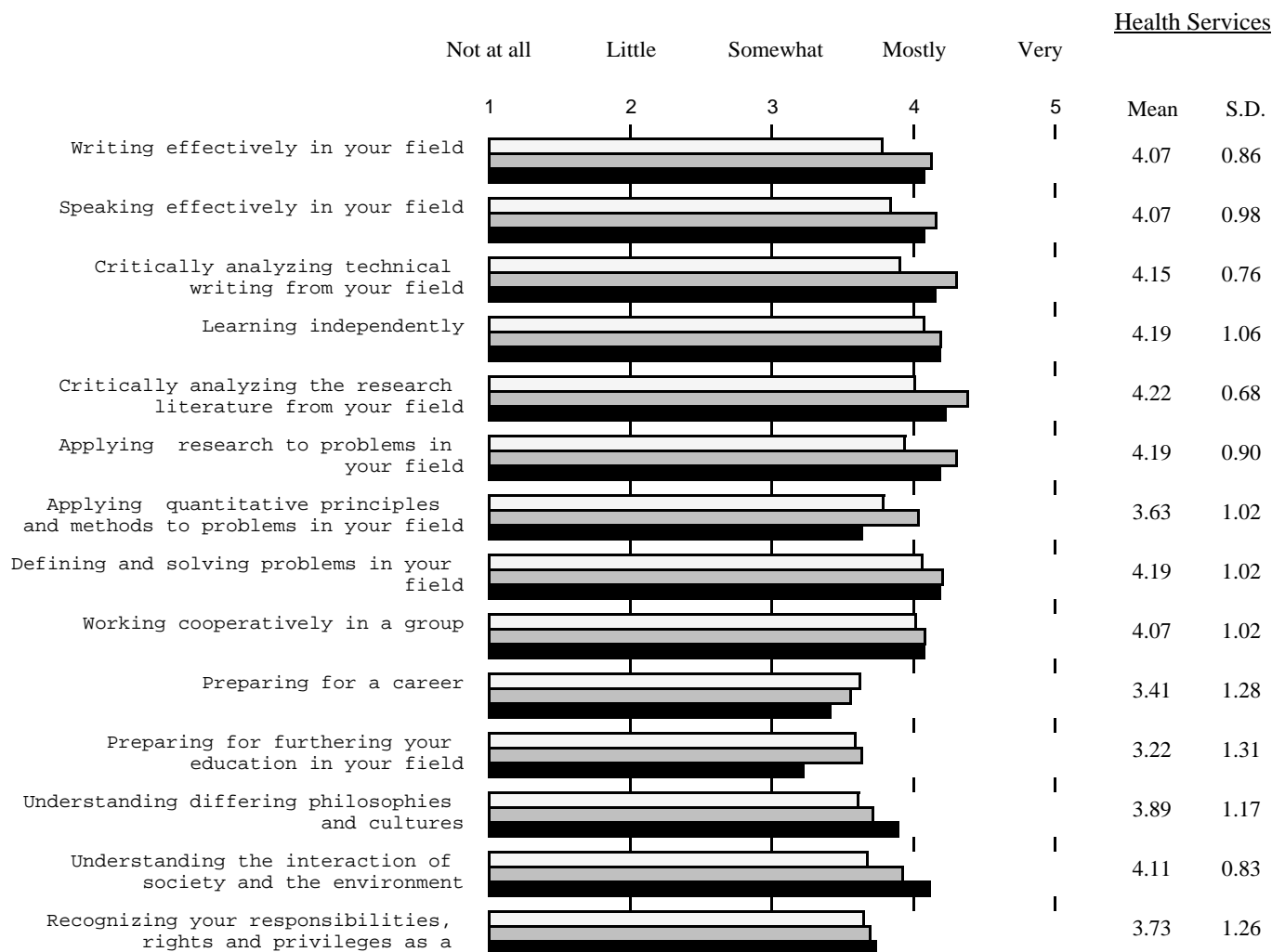
TYPE OF EMPLOYER - Master's Degree Recipients

| | | | | | | |
|---|---|-------|----|-------|-----|-------|
| Business (for profit) | 1 | 4% | 3 | 5% | 240 | 29% █ |
| Business (not for profit) | 5 | 19% █ | 5 | 8% | 63 | 7% |
| Education (K-12) | | | | | 77 | 9% |
| Education (post-secondary) | | | | | | |
| Univ/college tenure-track faculty | | | 5 | 8% | 17 | 2% |
| Univ/college non-tenure-track faculty | 1 | 4% | 4 | 7% | 26 | 3% |
| Univ/college research or administrative ... | 7 | 26% █ | 12 | 20% █ | 61 | 7% |
| Postdoctoral appointment | | | 2 | 3% | 13 | 2% |
| Government agency | 5 | 19% █ | 8 | 13% | 78 | 9% |
| Industry | | | 1 | 2% | 56 | 7% |
| Law firm | | | | | 8 | 1% |
| Medical faculty | 6 | 22% █ | 12 | 20% █ | 95 | 11% |
| Military | | | 2 | 3% | 9 | 1% |
| Private practice | | | 1 | 2% | 8 | 1% |
| Self-employed | | | | | 14 | 2% |
| Social service agency | 2 | 7% | 3 | 5% | 34 | 4% |
| Other | | | 3 | 5% | 43 | 5% |

STUDENT OUTCOMES - Master's Degree Recipients

How satisfied are you with the University of Washington's contribution to your professional and academic growth in each of the following areas?

Health Services 
School Of Public Health And Community Medicine 
All Professional 



In general, how satisfied are you with your UW education for this degree with regard to each of the following?



CURRENT ACTIVITY ROSTER

Working

| | | Job Title | Employer |
|------------------------|---------------------------|---|--|
| BACHELOR'S | Permanent in career: | Health Services IT PM business office supervisor | Siemens swedish health services |
| | Career, change likely: | Coding Technician HIM Coordinator Medical records specialis | Swedish Swedish Medical Group JS&L |
| DOCTORATE | Not career, full-time: | Admin Support System Analys | Seattle Public Utilties |
| | Not career, temporary: | Postdoctoral Fellow | U. North Carolina |
| MASTER'S | Permanent in career: | Project/Program Manager | King County |
| | | Data Integrity Specialist | Swedish Medical Group |
| | | Health Policy Analyst | WA State Board of Health |
| | | Research Coordinator | University of Washington |
| | Career, change likely: | Assistant Professor | University of Illinois |
| | | Int'l Research Coordinator | UW |
| | | Communication specialist | WA Department of Health |
| | | Research Administrator | ICHS |
| | | Research Coordinator | University of Washington |
| | | Clinical Research Associate | Seattle Children's Hospital |
| | Not career, full-time: | RN Clinical Lead | La Clinica |
| | | Project Coordinator | Enviro Issues |
| | | Clinical Research Coordinat | Puget Sound Blood Center |
| | | Research Coordinator | UW, BIME |
| Research Coordinator | | UW/Harborview | |
| Research Scientist I | | University of Washington | |
| Not career, temporary: | clinical research coordin | UC San Francisco | |
| | Part-time: | Program Coordinator | University of Washington |
| | | Nutrition instructor | Beechers flagship fndtion |

In School

| | Program Level | Program | Field of study | Institution |
|----------|---------------|----------------------|----------------|------------------------|
| MASTER'S | Professional | Osteopathic Medicine | | A. T. Still University |