



Reproductive maturity and cone abundance vary with tree size and stand basal area for two widely distributed conifers

ROBERT A. ANDRUS^{1,†}, BRIAN J. HARVEY,² ASHLEY HOFFMAN,¹ AND THOMAS T. VEBLÉN¹

¹Department of Geography, University of Colorado Boulder, Boulder Colorado 80309 USA

²School of Environmental and Forest Sciences, University of Washington, Seattle Washington 98195 USA

Citation: Andrus, R. A., B. J. Harvey, A. Hoffman, and T. T. Veblen. 2020. Reproductive maturity and cone abundance vary with tree size and stand basal area for two widely distributed conifers. *Ecosphere* 11(5):e03092. 10.1002/ecs2.3092

Abstract. Understanding potential limitations to tree regeneration is essential as rates of tree mortality increase in response to direct (extreme drought) and indirect (bark beetle outbreaks, wildfire) effects of a warming climate. Seed availability is increasingly recognized as an important limitation for tree regeneration. High variability in seed cone production is a trait common among many northern temperate conifers, but few studies examine the determinants of individual tree cone production and how they vary with stand structure. In subalpine forests in the southern Rocky Mountains, USA, we monitored >1600 *Picea engelmannii* (Engelmann spruce) and *Abies lasiocarpa* (subalpine fir) trees for cone presence (an indicator of reproductive maturity) and a subset of those trees for cone abundance (an indicator of seed production) from 2016 to 2018. We constructed mixed models to test how individual tree cone presence and cone abundance were affected by tree size and age as well as forest attributes at the neighborhood- and stand-scales. The probability of cone presence and cone abundance increased with tree size and age for *A. lasiocarpa* and *P. engelmannii*. The youngest ages of trees with cones present were more than 100 yr later for individuals in high basal area (BA) stands (>65 m²/ha) relative to low BA stands (<25 m²/ha). *P. engelmannii* produced many more cones than *A. lasiocarpa* at similar sizes, especially in young, low BA stands. Our findings reveal how differences in tree sizes and stand structures typically associated with time since last disturbance can affect seed production patterns for decades to well over a century. The consistent regional pattern of earlier and more abundant postfire establishment of *P. engelmannii* vs. the delayed postfire establishment by *A. lasiocarpa* may be partially explained by species' differences in cone abundance by stand structure. The increasing loss of large, dominant cone-producing trees will significantly reduce seed production to support future tree regeneration and maintain forest cover. However, seed availability and resilience following disturbances may be less limiting than expected for species like *P. engelmannii* that have the capacity to produce more cones in open-canopy forests, such as recently disturbed areas.

Key words: *Abies lasiocarpa*; Colorado Front Range; cone production; conifer reproduction; mixed model; *Picea engelmannii*; reproductive maturity.

Received 2 February 2020; accepted 10 February 2020. Corresponding Editor: Debra P. C. Peters.

Copyright: © 2020 The Authors. This is an open access article under the terms of the Creative Commons Attribution License, which permits use, distribution and reproduction in any medium, provided the original work is properly cited.

† **E-mail:** robert.andrus@colorado.edu

INTRODUCTION

Tree regeneration is required for the persistence of current forest cover and to permit trees to colonize new habitats that become available as climate changes (Walck et al. 2011, Corlett and Westcott 2013) or following coarse-scale

disturbance (Pickett et al. 1987). Identifying limitations for tree regeneration may help forecast shifts in forest cover (Enright et al. 2015). For trees that primarily or exclusively reproduce via seed (i.e., obligate seeders), seed availability is an important limitation for tree regeneration (Grubb 1977, Grime 2001). In the context of increasing

rates of tree mortality from the direct (e.g., extreme drought) and indirect (e.g., increased fire and insect outbreaks; van Mantgem et al. 2009, Berner et al. 2017, Senf et al. 2018) effects of climate warming, understanding spatial and temporal dynamics of seed production is critical for assessing the potential limitations for tree regeneration.

Studies of seed production for many tree species across the globe indicate that seed production is highly variable from year to year, but spatially and temporally synchronous in quantity among individuals within populations (Kelly 1994, Pearse et al. 2016). This widely studied phenomenon, called mast seeding, requires the alignment of many reproductive processes from flower initiation to seed maturity (Owens 1995) and is hypothesized to be driven by the complex interplay between environmental cues and internal plant resource dynamics (Crone and Rapp 2014, Pearse et al. 2016). Years of high seed production are important for satiating appetites of animal populations, which allows some seeds to escape predation (Janzen 1971). The surplus often results in widespread seedling establishment under suitable environmental conditions such as the case of the 1918–20 pulse of *Pinus ponderosa* establishment in the southwestern United States (Pearson 1923).

Studies of northern temperate conifers highlight several-fold differences in seed cone production (hereafter, cone production) among individual trees of the same size and across tree sizes within a year (e.g., Lamontagne and Boutin 2007, Davi et al. 2016). Such variability may be caused by a tree's access to, and allocation of, resources for reproductive processes (Greene et al. 2002, Sala et al. 2012). Indeed, cone production is influenced by characteristics of an individual tree (tree-scale), competition from a focal tree's immediate neighbors (meters, neighborhood-scale), and variability in structure among stands of trees (hectares, stand-scale; Calama and Montero 2006, Nygren et al. 2017). Quantifying variability within and among individuals in a population is necessary to understand the effects of climate warming on tree demographic processes (Enright et al. 2015, Davis et al. 2018).

To initiate cone production (i.e., reproductive maturity), trees must reach a minimum age and/

or size (Owens 1995). Once that threshold size or age is attained, cone production generally increases with tree size (diameter at breast height [dbh] or crown size; Greene et al. 2002, Davi et al. 2016) and age (Viglas et al. 2013). Larger trees (and generally older trees) support greater crown area for male and female flower buds as well as greater access to above (e.g., light; Shea 1987, Greene et al. 2002) and belowground resources (e.g., water, nitrogen and phosphorus; Sala et al. 2012). For some conifers, tree size has been shown to be a better indicator of cone production than tree age (Linhart and Mitton 1985, Viglas et al. 2013), possibly because tree size more strongly reflects a tree's access to resources than tree age. Neighborhood- and stand-scale variation in tree densities and sizes, often created by disturbances (e.g., treefalls, wildfire), can affect cone production by altering competition for light and nutrients (Canham et al. 2006, Haymes and Fox 2012) or influencing a focal tree's characteristics, such as crown size (Greene et al. 2002). For example, *Picea abies* individuals in low basal area (BA) stands can produce many more cones than comparably sized individuals in stands of higher BA (Nygren et al. 2017). Differences among species in the allocation of resources to growth, reproduction, and defense and species' response to environmental conditions (e.g., shade tolerance) further complicate the detection of patterns in reproductive parameters like cone production (Koenig and Knops 1998). Improved understanding of the factors limiting cone production is needed for assessing forest resilience and possible shifts in species composition in the context of increased rates of tree mortality (Redmond and Barger 2013, Temperli et al. 2015, Rodman et al. 2019).

Picea engelmannii Parry ex Engelm. (Engelmann spruce) and *Abies lasiocarpa* (Hook.) Nutt. (subalpine fir) are two obligate seeding species for which little is known about the tree- to stand-scale determinants of individual tree cone production, despite their widespread distribution across high-elevation forests of western North America. At broad spatial scales, synchronous production of abundant quantities of seed has been linked to climatic cues for *A. lasiocarpa* in the Pacific Northwest (Woodward et al. 1994) and *P. engelmannii* in the southern Rocky Mountains (Buechling

et al. 2016). During intervening years, low to intermediate levels of seed production (including some years of no cone production) are common for both species (Alexander 1987). In subalpine forests of the southern Rocky Mountains, variability in tree sizes and stand structures related to coarse-scale disturbances (e.g., bark beetles, fire, blowdown) as well as site-specific tree growth responses to climatic variability (Veblen 1986, Veblen et al. 1994, Buechling et al. 2017) are likely to influence resource availability for cone production. Silvicultural studies have established the minimum size and age of reproductive maturity for spruce and fir (Alexander 1987), but they do not account for the spatial variability in reproductive maturity or cone production among individuals created by differences in stand structure. Better knowledge of the factors affecting cone production and the spatial variability in cone production is needed for more realistic parameterization of demographic and landscape models that examine climate-caused shifts in forest cover and distribution (Schumacher et al. 2006, Temperli et al. 2015, Conlisk et al. 2017, Davis et al. 2018).

We examined >1600 *P. engelmannii* and *A. lasiocarpa* trees for cone presence (an indicator of reproductive maturity) and a subset of those trees for cone abundance (an indicator of seed production) for 3 yr (2016–2018) in the Colorado Front Range (CFR), Colorado, USA. Our objective was to investigate how cone presence and cone abundance are affected by individual tree characteristics (tree-scale), competition from neighboring trees (neighborhood-scale), and variability among stands in structure (stand-scale). Based on findings for other northern temperate conifers, including other species of *Picea* and *Abies*, we expect the following for *P. engelmannii* and *A. lasiocarpa*: (1) The more shade-tolerant *A. lasiocarpa* will reach reproductive maturity at an earlier age and/or smaller size than *P. engelmannii*, (2) tree size will be a stronger predictor of cone presence and cone abundance (for trees producing cones) than tree age, and (3) greater competition at a neighborhood-scale (e.g., 0–6 m from the focal tree) and greater total BA at a stand-scale will increase the minimum tree age and size threshold required for cone presence and decrease cones per tree.

METHODS

Study area

The study was conducted in forests dominated by *P. engelmannii* and *A. lasiocarpa* on the eastern slope of the CFR (Fig. 1). *Picea-Abies* forests in the CFR extend from the lower ecotone of the subalpine zone (~2600 m) to alpine treeline (~3500 m). Most stands included in the study were composed exclusively of *P. engelmannii* and *A. lasiocarpa*, but some stands included *Pinus contorta* Douglas ex Loudon (lodgepole pine), *Populus tremuloides* Michx. (aspen), and *Pinus flexilis* James (limber pine). Both *Pinus* species and *P. tremuloides* are considered to be seral to *P. engelmannii* and *A. lasiocarpa* (Peet 1981, Veblen 1986). The subalpine zone is characterized by a continental climate with long, cold winters and a short, dry growing season. The majority of mean annual precipitation (670 ± 130 mm, 1953–2016; C-1 climate station: 40.0362 N, -105.5434 W, 3048 m, NWT LTER 2016) falls as snow (~70%) from October until May with June to September

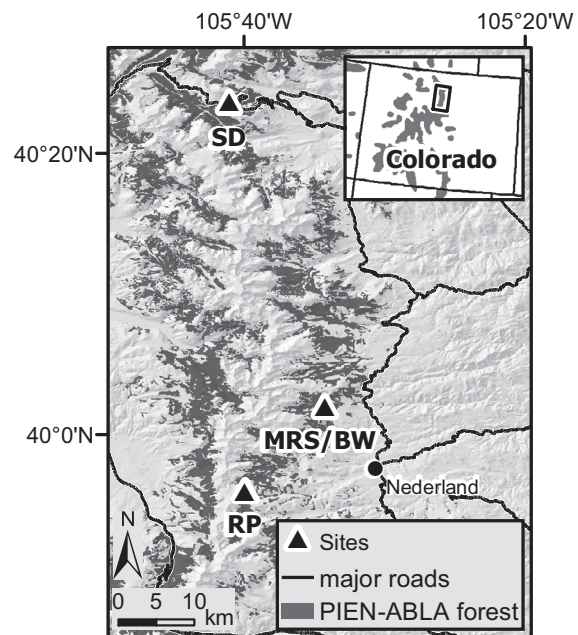


Fig. 1. Study map of the three general sampling sites and distribution of *Picea engelmannii* (PIEN)-*Abies lasiocarpa* (ABLA) forest on the eastern slope of the Colorado Front Range. The location of study area in Colorado, USA, is in the inset.

precipitation generally falling as rain during convective storms (Kittel et al. 2015). No trends in precipitation have been detected from 1978 to 2010 (Kittel et al. 2015), but temperature increases reflect recent warming trends across western North America. From 1953 to 2016, the average annual temperature was 1.8°C with temperatures reaching an average monthly minimum in January of -1.9°C and an average monthly maximum in July of 19.8°C (NWT LTER 2016). Mean (0.2°C per decade) and maximum (0.44°C per decade) annual average temperatures increased in the subalpine zone in the CFR from 1953 to 2008 (McGuire et al. 2012).

Field data collection

Data on cone presence were collected in 15 plots, and data on cone abundance were collected in 10 of the 15 plots located in three general sampling areas: (1) Rollins Pass and (2)

Niwot Ridge Long Term Ecological Research site at University of Colorado's Mountain Research Station, and (3) Rocky Mountain National Park (Fig. 1, Table 1). Seven permanent forest plots (hereafter, permanent plots) were located at Niwot Ridge, and eight temporary plots (hereafter, temporary plots) were located at Rollins Pass (four plots), Rocky Mountain National Park (three plots), and Niwot Ridge (one plot). Temporary plots were selected to broaden the range of stand structure characteristics (e.g., stand ages since stand-replacing fire, stand density, and stand BA) represented by the permanent plots to allow us to test stand-scale effects on cone presence/absence and cone abundance. Collectively, plots were located in stands of postfire origin that ranged in age from ~ 120 yr (young postfire) to ~ 250 – 375 yr (old seral postfire) or stands without evidence of fire for >450 yr (old *Picea-Abies* stands; Veblen 1986, Kienast and Schweingruber

Table 1. Plot descriptors for all plots and numbers of trees sampled by plot for *Abies lasiocarpa* ($n = 844$) and *Picea Engelmannii* ($n = 802$).

Plot	Year(s) sampled	Oldest tree estab. year	Live trees per ha	Live BA (m^2/ha)	Trees sampled (% trees with cone presence)	
					<i>Picea</i>	<i>Abies</i>
Permanent plots						
BW-2, opf	2015	1748§	1373	41.2	25 (64.0%)	53 (30.2%)
BW-3, opf	2015	1748§	3222	87.4	95 (34.7%)	52 (13.5%)
MRS-4, opf	2015	1654§	2520	68.1	163 (36.2%)	108 (22.2)
MRS-6, osf	2015	1553§	1805	56.3	81 (51.9%)	223 (41.3%)
MRS-5, osf	2015	1460§	1522	52.8	152 (64.5%)	141 (40.4%)
MRS-13.1, ypf	2016-18†	1905¶	1672	16.3	45 (82.2%)	33 (72.7%)
MRS-7, opf	2016-18†	1630§	1794	50.4	62 (72.6%)	63 (63.5%)
Temporary plots						
MRS-13.2, ypf	2016-18†	1905¶	2325	32	20 (55.0%)	18 (88.9%)
SD-1, ypf	2016-18†	1900‡	2467	31.9	20 (75%)	17 (88.2%)
SD-2, ypf	2016-18†	1900‡	1967	13.3	19 (63.2%)	17 (70.6%)
SD-3, ypf	2016-18†	1900‡	867	12	19 (18.9%)	19 (18.9%)
RP-1B, ypf	2016-18†	1890#	1575	23.2	27 (81.5%)	26 (80.8%)
RP-2B, ypf	2016-18†	1887‡	2375	49.8	27 (66.7%)	26 (69.2%)
RP-1U, osf	2016-18†	1425#	1933	55.3	23 (78.3%)	24 (79.2%)
RP-3U, osf	2017-18†	1525#	1950	43.2	24 (83.3%)	24 (70.8%)

Notes: Live trees per hectare and basal area (BA) are calculated from all trees > 4 cm dbh. Percent of trees with cone presence (i.e. woody cone axis, fully developed cones from previous years, or immature cones from sample year) is calculated by species and plot. Plot codes: MRS, University of Colorado Boulder's Mountain Research Station in Arapaho-Roosevelt National Forest; BW, Boulder Watershed (adjacent to MRS); SD, Sundance fire in Rocky Mountain National Park; RP, Rollins Pass, Arapaho-Roosevelt National Forest; ypf indicates young, postfire stand with *Abies lasiocarpa*, *Picea Engelmannii*, *Pinus contorta*, and *Pinus flexilis*; opf, old postfire stands where *Abies lasiocarpa* and *Picea Engelmannii* are expected to replace *Pinus contorta* and *Pinus flexilis*; and osf, old *Picea-Abies* forests.

† Indicates cone abundance data.

‡ Rebertus et al. (1991).

§ Veblen (1986).

¶ Kienast and Schweingruber (1986).

Current study.

1986, Rebertus et al. 1991). Stand densities in the more recently burned stands are overlapping with the range of densities in much older (>350 yr) stands, but forest canopies are more open and stand BA is considerably lower in these young, postfire stands (Table 1).

In the permanent plots, we randomly selected and observed >25 *P. engelmannii* and >25 *A. lasiocarpa* trees ranging in size from 4 cm dbh to the maximum tree size in each stand. Five permanent plots were observed for cone presence in a single year (2015) and the other two plots were observed for cone presence and cone abundance from 2016 to 2018 (Table 1). All observations of the cone-bearing area (top one-third of tree) were made using binoculars (Eagle Optics Triumph, 8 × 25 power). Cone presence for each tree was defined as the presence of any of the following structures: woody cone axis (with all seeds abscised), fully developed cones from previous years, or new, developing (but immature) cones. If none of these structures were present, the tree was marked as absent of cones. We included all cone structures because our goal was to quantify the capacity to produce cones rather than the interannual variability in cone presence (see Appendix S1 for sensitivity analysis of sampling cone presence/absence in a single year vs. multiple years).

In the temporary plots, we randomly located a plot center within a stand (i.e., an area ~1 ha or larger with relatively uniform canopy closure, species composition, and BA) and selected a restricted random sample of more than six but less than ten trees (>4 cm dbh) in three height classes (codominant, intermediate, subcanopy) for *P. engelmannii* (>24 total) and *A. lasiocarpa* (>24 total) in summer 2016. An additional 2–4 juveniles (1–4 cm dbh) per plot were randomly selected for cone observations in 2018 after preliminary logistic models using Vuong's test (Vuong 1989) demonstrated that dbh was a stronger predictor of cone presence than tree age for both *P. engelmannii* and *A. lasiocarpa*. We measured dbh (cm), height (m), height class (codominant, intermediate, subcanopy), canopy dimensions (shortest and longest canopy radii at canopy base, canopy base height), and number of trees in three size classes (canopy, intermediate, and subcanopy) within 1, 3, and 6 m of the focal tree to calculate a competition index. To

estimate tree age of all trees >4 cm dbh (trees < 4 cm dbh excluded) sampled for cone presence and abundance, we extracted tree cores at ~20 cm above the ground. All age estimates were corrected for missing rings between innermost ring on tree core and the chronological center of the tree following Duncan (1989) and age at coring height following Villalba and Veblen (1997). We conducted a survey of cone presence (defined above) and cone abundance (see next section) on individual trees in the temporary plots from 2016 to 2018 using the same methods as above. To quantify stand structure in the temporary plots, we measured dbh (cm) and recorded species of all trees (>4 cm dbh) in a 10 × 40 m area centered on plot center.

Estimating cone abundance

We estimated cone abundance in late August (prior to the annual period of seed release in September) using two methods to accommodate the wide range in *P. engelmannii* cone abundance (0 to >1000 cones). For trees with <100 cones, cone abundance was estimated as the sum of cones counted on two sides of the tree (cones on side 2 visible from side 1 not counted) by one observer (always R. Andrus) located at a distance equal to the height of the tree (max. tree height, 20 m). For trees with >100 cones, we estimated cone abundance from photographs taken of the cone production area (see Appendix S1 for details; Lamontagne and Boutin 2007).

Statistical analysis

Statistical models of the probability of cone presence and total cone abundance were created to test the effect of tree-, neighborhood-, and stand-scale predictor variables. Specifically, we selected tree dbh (cm), tree age, and crown volume (m³, calculated using the geometric formula for a cone with an elliptical base) as well as species (*P. engelmannii* and *A. lasiocarpa*) as tree-scale predictors. Tree crown measurements to compute crown volume were only available in a subset of the trees in the temporary plots. As such, we computed pairwise spearman correlations among crown volume, dbh, and tree age instead of including crown volume in the models. At the neighborhood-scale, we calculated a neighborhood competition index for each focal tree at two spatial scales (see below). At the stand-scale, we

quantified stand structure with the following three measures: (1) age of oldest tree as an estimate of time since last fire, (2) total live stem density (stems/ha), and (3) total live BA (m²/ha). In the temporary plots, stand structure variables (BA and stem density) were derived from the 10 × 40 m plot. In the permanent plots, tree-, neighborhood-, or stand-scale variables were available or derived from a 2016 census (dbh [cm], BA, stem/ha; Andrus et al. 2018b) or the original plot installation (tree ages, age of oldest tree, and competition index from stem maps; Veblen 1986). Trees with evidence of stress (e.g. herbivory from insects, needle dieback), crown damage (e.g., broken top), or other factors affecting cone production were excluded as candidate focal trees in this study (Mueller et al. 2005).

To account for localized tree neighborhood competition, we computed a simplified version of the Neighborhood Competition Index, a density-dependent estimate of competition (Canham et al. 2004). This competition index (CI) for each tree was computed as follows,

$$\sum_{i=1}^n \frac{\text{dbh}_i}{\text{dis}_{ij}},$$

where dbh_i is the dbh of the neighboring tree and dis_{ij} is the distance between the target tree (j) and the midpoint of the concentric circle in which the neighboring tree (i) was rooted (0.5 m for 0–1 m, 1.5 m for 1–3 m, and 4.5 m for 3–6 m). The CI was not scaled by focal tree dbh to reduce collinearity between CI and tree-scale variables. The CI was computed at two spatial scales 0–3 m and 0–6 m to test for the spatial scale that had the greater effect on cone presence/absence and cone abundance.

To model the probability of cone presence (defined above), we constructed binomial generalized linear mixed models (using the function `glmer` in R, Bates et al. 2015) using all data from temporary and permanent plots for cone presence/absence as a function of tree-scale (dbh, age, species), neighborhood-scale (CI from 0–3 and 0–6 m), and stand-scale (age of oldest tree, BA, and density) predictor variables. We selected plot as a random intercept to account for the hierarchical structure of the data (i.e., trees within stands/plots). To account for collinearity in predictor variables (Appendix S2: Fig. S1), we compared

nested models for each neighborhood- and stand-scale variable and selected the variable at each spatial scale that resulted in the lowest AIC (Appendix S2: Table S1; Bozdogan 1987). Interaction terms between species and the best predictor at each spatial scale were tested and retained only if the interaction term reduced AIC by <2 (Bozdogan 1987). We present two models with either dbh or age, BA (best stand-scale predictor), CI 0–6 m (best neighborhood-scale predictor), and species (*P. engelmannii* and *A. lasiocarpa*) to compare the relative importance of predictor variables at multiple spatial scales. All predictor variables were standardized to allow comparison of model coefficients by subtracting the mean and dividing by the standard deviation. Because dbh and age models were not constructed from the same set of observations, we used pseudo r^2 (MuMIn package in R; Bartoń 2018) to compare model fit and evaluate expectations.

To assess how cone abundance (estimate of total annual cones produced) is affected by tree-, neighborhood- and stand-scale variability, we constructed zero-inflated generalized linear mixed models (`glmmTMB` in R; Brooks et al. 2017) with a negative binomial error structure to account for significant zero-inflation (score test for zero-inflation, $P < 0.001$; van den Broek 1995) and overdispersion found in Poisson models (DHARMA package in R; Hartig 2018). Models were constructed with trees from all temporary plots and a subset of the permanent plots with cone abundance data, because cone abundance data were not available for all trees in the permanent plots (Table 1). In the zero model and count model, we included tree- (age or dbh and species), neighborhood- (CI 0–6 m), and stand-scale (young, low BA or old, high BA; see Table 1) predictor variables as well as year to account for interannual variability in cone abundance. We selected a two-level categorical variable to represent stand structure, because sample size of trees producing >10 cones per plot was low (~10 trees per plot) and stand structure predictor variables within each stand type exhibited similar responses to cone abundance. We included a nested random effect of tree within plot to account for repeated measures and a random effect for year to account for interannual variability in cone abundance. All predictor variables were standardized to allow comparison of model

coefficients by subtracting the mean and dividing by the standard deviation. Model comparison of the two colinear tree-scale variables (dbh and age) with the same set of observations was tested using AIC (Appendix S4: Table S1) in models also containing species, CI (0–6 m), and stand type. Interaction terms between species and predictors at each spatial scale were tested using a 2 pt. AIC threshold (Bozdogan 1987). Because our models of cone abundance were created using data from a subset of the plots included in the models of cone presence/absence, we present the zero-inflation model results (i.e. model of cone presence/absence) in Appendix S4. Models constructed using the high and low estimates of cone abundance (see *Estimating cone abundance*) resulted in similar estimates of model coefficients ($\pm 2\%$ for all predictor variables).

RESULTS

Effect of tree-, neighborhood-, and stand-level factors on probability of cone presence

Tree- and stand-scale variability had the greatest effect on the probability of cone presence, whereas neighborhood-scale competition and species had a minimal effect (Fig. 2A,B). The probability of cone presence for *A. lasiocarpa* and *P. engelmannii* increased with tree size (dbh) and age and decreased with higher competition from neighboring trees (CI) and higher stand BA (Fig. 2A,B; Appendix S2). *P. engelmannii* had a slightly higher probability of cone presence than *A. lasiocarpa* but adding species to the model did not improve model fit ($\Delta\text{AIC} < 2$; Fig. 2; Appendix S2: Table S3), illustrating minimal differences in the age and size of cone presence for *P. engelmannii* and *A. lasiocarpa*. Both tree age and size were strong predictors of the probability of cone presence at the tree-scale, but the model including tree size explained more variability in cone presence (74%) than the model including tree age (33%). Though crown volume was not included in the model, the correlation between tree size and crown volume ($r_s = 0.85$, $P < 0.01$) was stronger than the correlation between tree age and crown volume ($r_s = 0.46$, $P < 0.01$; Appendix S2: Fig. S1). Competition from more neighbors and/or larger neighbors within 6 m of the focal tree had a greater effect on cone presence than competition within 3 m of the focal tree ($\Delta\text{AIC} > 2$;

Appendix S2: Table S1). Comparing stand-scale predictors, stand BA was a stronger predictor of cone presence than stem density or age of oldest tree in the stand (BA lowest AIC; Appendix S3: Table S2). The mean tree size (age in parentheses) at which probability of cone presence was >0.50 ranged from 5 to 7 cm dbh (25–30 yr) in young postfire stands with BA $<25 \text{ m}^2/\text{ha}$ to 16–18 cm dbh (175–300 yr) in old *Picea-Abies* stands with BA $>65 \text{ m}^2/\text{ha}$ (Fig. 2) when the CI was held at the median value of the plot (Fig. 2C,D).

Interannual variability in cone abundance by species and size class

Median cone abundance was greater in main canopy trees ($>20 \text{ cm dbh}$) than smaller size classes (4–20 cm dbh), greater for *P. engelmannii* than *A. lasiocarpa*, and greater in 2016 and 2017 than 2018 for both species (Fig. 3). During the year of highest cone abundances for both species (2016), median cone abundance for *A. lasiocarpa* (*P. engelmannii* in parentheses) was 11 (113) cones in the main canopy size class ($n = 74$ (81), Fig. 3A,D); 2 (20) cones in the intermediate size class ($n = 89$ (87); Fig. 3B,E); and 0 (0) cones in the subcanopy size class ($n = 104$ (118), Fig. 3C, F). The percentage of cone-producing trees (at least 1 cone produced during the 2016–2018 study period) with zero cones was on average 21% (mean, range 14–25%) for *P. engelmannii* and 33% (mean, range 14–59%) for *A. lasiocarpa* in each year with the highest percentages of zero cone abundance occurring in 2018 (Fig. 3). Over the three-year period of study, $>96\%$ of main canopy and intermediate trees for both species produced their maximum cone abundance in 2016 or 2017, and this trend was consistent across the three sampling areas (Fig. 3). However, different individuals contributed to these two consecutive years of higher cone abundance (Appendix S4: Fig. S1), and both *A. lasiocarpa* and *P. engelmannii* individuals produced on average $<70\%$ fewer cones in the year following maximum cone abundance (2017 or 2018).

Effect of tree-, neighborhood-, and stand-level factors on cone abundance

After initial cone presence (see *Results* above and zero-model results in Appendix S4), cone abundance was best predicted by tree- and stand-scale variables (*P. engelmannii*), whereas

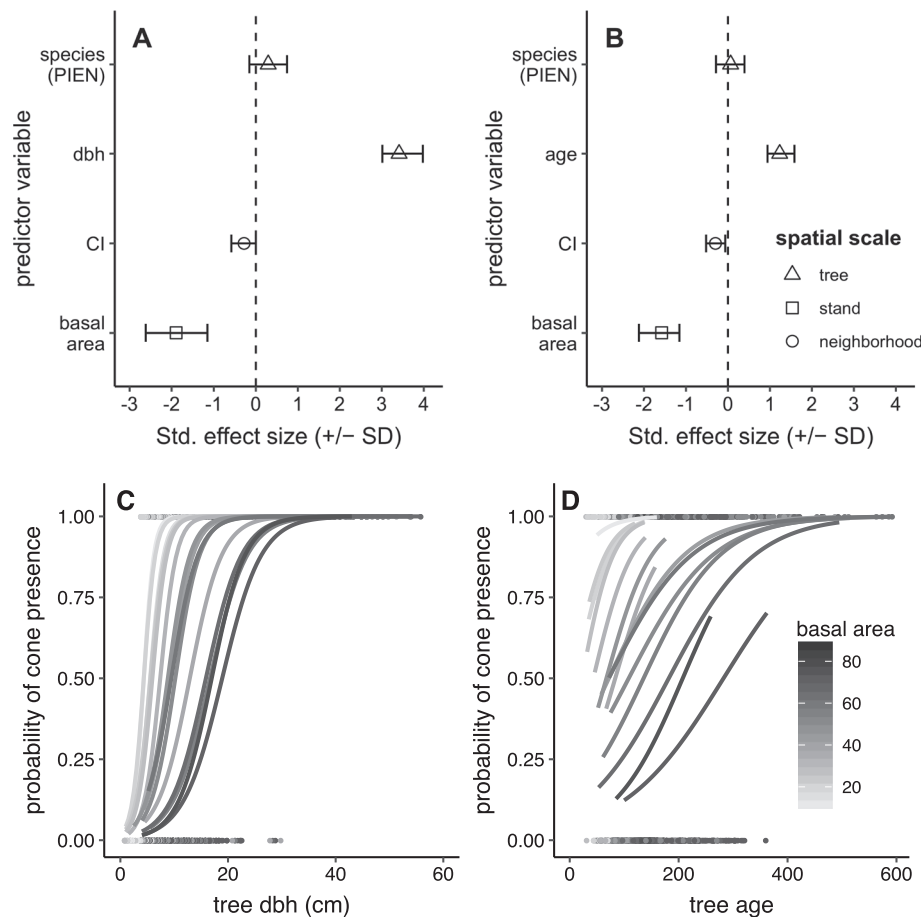


Fig. 2. Probability of cone presence modeling results (i.e., coefficients) from logistic generalized linear mixed models (A, tree size model; B, tree age model) and predictions of cone presence for tree size model (C) and tree age model by stand basal area for *Picea engelmannii* (PIEN) and *Abies lasiocarpa*. Models of the probability of cone presence included either tree size (A) or tree age (B), tree species (*P. engelmannii* and *A. lasiocarpa*), competition index (CI), and stand basal area. Predictor variables were standardized by standard deviation (SD) and centered on zero to allow comparison among predictor variables. Error bars are 95% parametric bootstrapped confidence intervals (A, B). See Appendix S2 for numerical model results. In (C) and (D), each line represents a stand and lines are shaded by stand basal area (lightest gray is 12 m²/ha, and darkest gray is 88 m²/ha). Models assume median plot CI and no difference in the threshold dbh or age of initial cone presence for *P. engelmannii* and *A. lasiocarpa*.

neighborhood-scale variables had little effect (Fig. 4). Cone abundance increased with tree size (dbh) and age across both stand types (Fig. 4A–F), but tree size was a stronger predictor of cone abundance than tree age for both species ($\Delta\text{AIC} = 336$; Appendix S4: Table S1). *P. engelmannii* produced more cones than *A. lasiocarpa* at similar sizes (species variable, Fig. 4A, C, E). At the neighborhood-scale, cone abundance decreased slightly as the quantity and size of competitors

increased (competition index [CI] variable, Fig. 4A, B). At the stand-scale, *P. engelmannii* cone abundance was considerably lower in older, higher BA stands for trees of similar size or age (species \times stand type interaction variable, Fig. 4A–F). In contrast, *A. lasiocarpa* cone abundance was relatively unchanged by stand type (stand type variable; Fig. 4A–F) after initial cone presence, but *A. lasiocarpa* in young, low BA stands did attain the same size as trees in older,

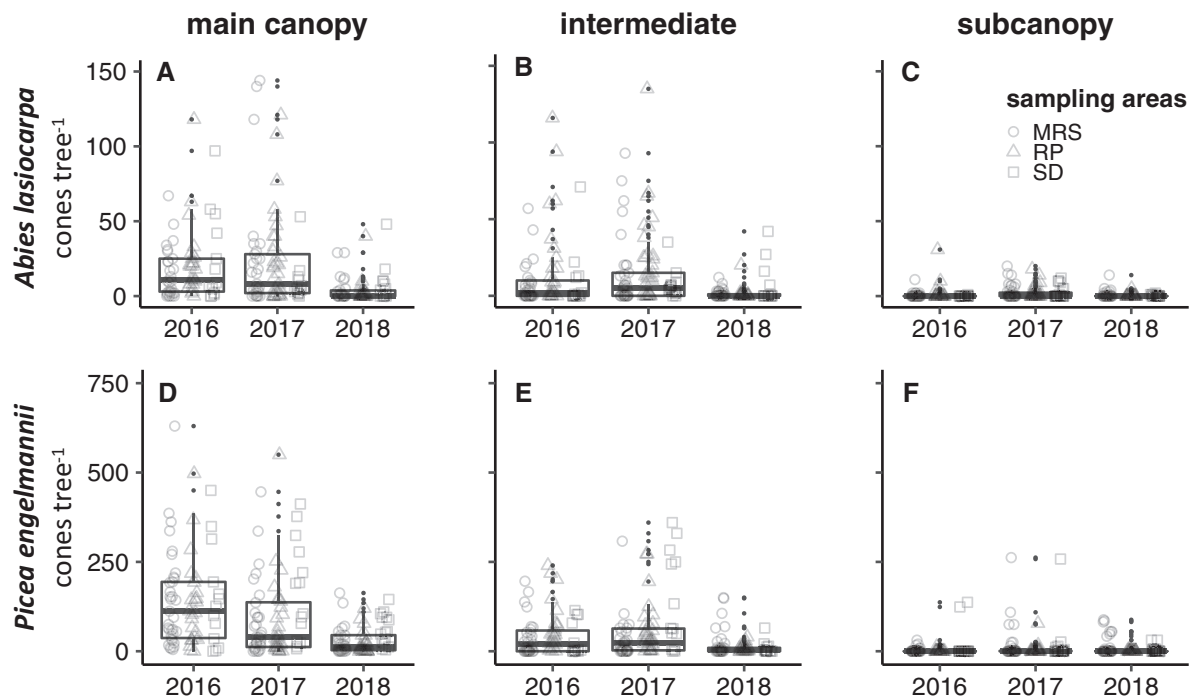


Fig. 3. Estimated cone abundance (cones per tree) for individual trees monitored from 2016 to 2018 by tree size class (main canopy, > 20 cm dbh; intermediate, 10–20 cm dbh; subcanopy, 4–10 cm dbh) and species (top, *Abies lasiocarpa*; bottom row, *Picea engelmannii*). Boxplots represent trees across all sampling areas, and shapes indicate sample area of individual trees. In boxplots, the thick black horizontal line within the box is the median, the box represents the interquartile range (25th–75th percentiles; IQR) of the distribution, the whiskers extend no further than ± 1.5 times the IQR, and the solid black dots are outliers (i.e., data points beyond the whiskers). The following cone abundances were omitted to improve interpretability: One *A. lasiocarpa* produced 270 cones in 2016 and *P. engelmannii* individuals produced 1308 cones in 2016, 1170 cones in 2016, and 876 cones in 2017.

higher BA stands at a much younger age, resulting in similar levels of cone abundance at younger ages (Fig. 4F). Comparing *A. lasiocarpa* and *P. engelmannii* cone abundance in young, low BA stands by tree age, *P. engelmannii* produced on average 22 cones (9–62 cones, 95% confidence interval) and *A. lasiocarpa* produced 4 cones (2–8 cones, 95% confidence interval) at 50 yr old. Cone abundances increased to 26 cones (10–68 cones, 95% confidence interval) for *P. engelmannii* and 4 cones (2–9 cones, 95% confidence interval) for *A. lasiocarpa* by 100 yr old (Fig. 4C–F).

DISCUSSION

Our study demonstrates that cone presence and cone abundance for *P. engelmannii* and *A. lasiocarpa* are affected by tree characteristics (tree-scale), competition from neighboring trees

(neighborhood-scale), and variability in stand structure (stand-scale) in the southern Rocky Mountains. Whereas interannual seed variability within a population is linked to climate cues (Woodward et al. 1994, Buechling et al. 2016), the quantity of cones produced by individuals varies primarily with tree size (for both species) and stand age and BA (*P. engelmannii* only). By linking variability in cone abundance with tree- to stand-scale factors, we interpret how seed availability may be affected by tree and stand attributes associated with time since different kinds of disturbances and how seed supply may differ between species in post-disturbance landscapes.

Effect of tree-, neighborhood-, and stand-scale factors on the age/size of reproductive maturity

Our finding that tree age and tree size were strong predictors of the timing and size of

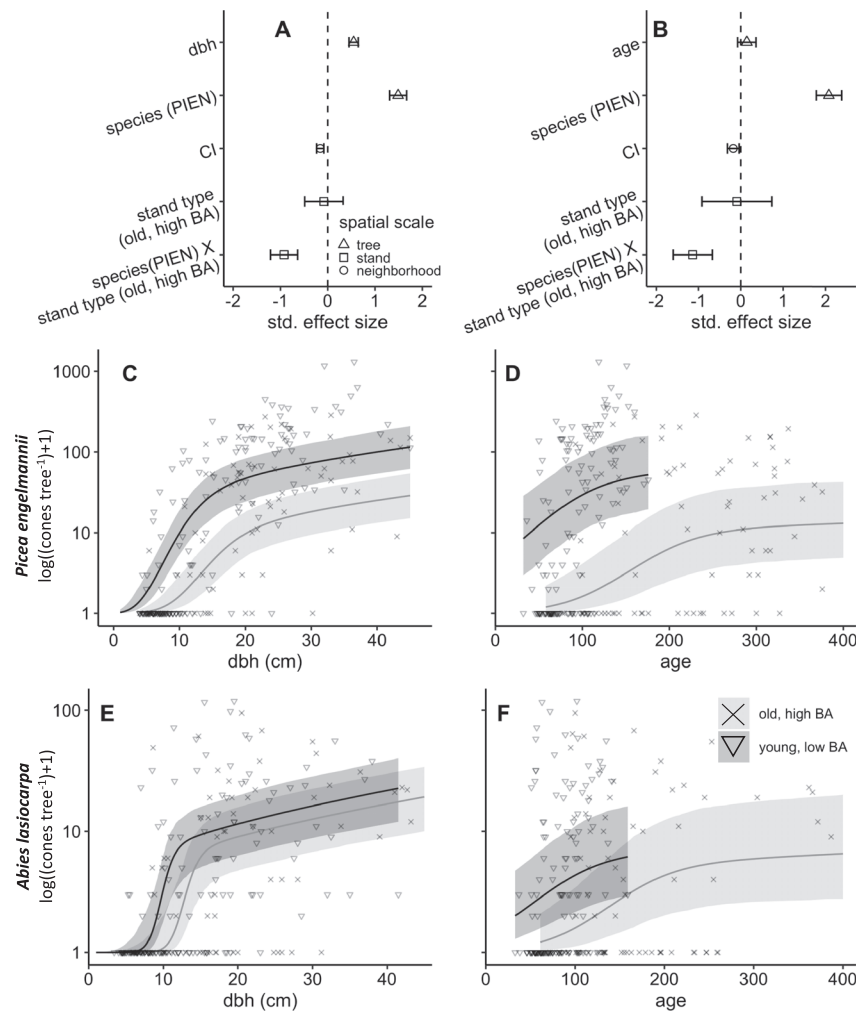


Fig. 4. Cone abundance model results (i.e., coefficients) for (A) dbh and (B) age zero-inflated, negative binomial generalized linear mixed models for *Picea engelmannii* and *A. lasiocarpa*, and predictions of cone abundance for *P. engelmannii* (C, dbh model; D, age model) and *Abies lasiocarpa* (E, dbh model; F, age model). Models of cone abundance include dbh or age (tree-scale), species (*P. engelmannii*, PIEN; *A. lasiocarpa*, ABLA; tree-scale), competition index (CI; neighborhood-scale), and stand type (young, low basal area or old, high basal area; stand-scale) predictor variables. Predictor variables were standardized to allow comparison, and X indicates an interaction term between predictor variables. Error bars are 95% confidence intervals on coefficient estimates (A, B). Modeled cone abundance (solid line; C, D, E, and F) and prediction error (shading; 95% confidence interval) are marginal effects of dbh or age and stand type, assuming median CI at the stand type level and mean values of random effects in 2016, a high cone abundance year for both species. Observed and predicted cones per tree are plotted on a log scale for interpretability in the graph only (i.e., models were not constructed with log-transformed response variable). Models account for zero-inflation by multiplying the predicted abundance by the predicted probability of presence. Y-axis is different for (C, D) *Picea engelmannii* and (E, F) *A. lasiocarpa*. Points represent observed cone abundance values in 2016 (C, D, E, and F).

reproductive maturity (as estimated by the >0.50 probability of cone presence) for *P. engelmannii* and *A. lasiocarpa* is consistent with findings in

other conifers (Viglas et al. 2013, Davi et al. 2016). In our study, however, tree size was a stronger predictor of reproductive maturity than

tree age. As cone production requires a significant expenditure of resources (Sala et al. 2012), the transition to reproductive maturity appears to occur when trees attain a size at which they have access to sufficient resources for reproduction, and the age that corresponds to this size can vary considerably for both species. The timing of suppression-release cycles of juveniles in closed-canopy forests can lead to differences of over a century in the age at which *P. engelmannii* and *A. lasiocarpa*, and probably many other northern temperate conifers, reach the size of reproductive maturity (Veblen 1986, Wright et al. 2000).

Differences in structure among stands (stand-scale) had a much greater effect on the age and size of reproductive maturity than the spatial clustering of trees within a stand (neighborhood-scale competition) in our study. However, both greater competition and higher stand BA appear to affect the age and size of reproductive maturity. For example, the timing of reproductive maturity occurred >150 yr later and the size of reproductive maturity increased by >10 cm dbh across the range of stand BAs (~20–80 m²/ha), which are representative of the stand structural conditions of the focal species (Peet 1981, Aplet et al. 1988). At the stand-scale, we found that stand BA was a stronger predictor than stand density or age of oldest tree (estimate of years since stand initiation). In *Picea-Abies* forests in the southern Rocky Mountains, stand density can be relatively similar in young, postfire stands and older stands, but the effect of moisture availability on radial growth can result in twofold differences in stand BA with time since stand initiation (e.g., stands BW2 and BW3; Chai et al. 2019). Stand BA may more accurately represent the availability of light and competition for resources than stand density or time since stand initiation for trees approaching the age and size threshold for reproductive maturity (Greene et al. 2002).

P. engelmannii and *A. lasiocarpa* attained reproductive maturity at roughly the same tree size and age after accounting for variability at the tree- to stand-scale. *Abies balsamea* (L.) Mill. (balsam fir) can produce cones at smaller sizes than *Picea glauca* (Moench) Voss (white spruce; Greene et al. 2002), and at the generic level, *Abies* spp. are considered to be more shade-tolerant than *Picea* spp (Messier et al. 1999). Therefore, we expected *A. lasiocarpa* to produce cones at

younger ages and at smaller sizes than *P. engelmannii*, especially in closed-canopy forest. The similarity in the age and size of *P. engelmannii* and *A. lasiocarpa* reproductive maturity may have important implications for the durations of their respective periods of cone production. *P. engelmannii* commonly lives for >600 yr, whereas *A. lasiocarpa* typically only lives for 350 yr (Oosting and Reed 1952, Bigler et al. 2007). In stands with high BA, *P. engelmannii* and *A. lasiocarpa* may not begin producing cones until trees are ~200 years old, because seedlings can persist in the seedling bank for decades before dying or releasing into the canopy. This could result in significantly longer periods of cone production for the average *P. engelmannii* than *A. lasiocarpa* individuals. Given that years of low cone abundance are more common for *A. lasiocarpa* than *P. engelmannii* in the southern Rocky Mountains (Alexander 1987), *A. lasiocarpa* at the individual tree level are unlikely to make up for the shorter period of cone production.

Interannual variability in cone abundance

We observed several-fold differences in cone abundance among individuals within a size class and zero cone abundance for nearly 20% of reproductively mature individuals each year. High variability within and among tree sizes appears to be a common trait among many northern temperate conifers, such as *Abies alba* (Davi et al. 2016), *Abies balsamea* (Greene et al. 2002), *Picea glauca* (Lamontagne and Boutin 2007), and *Picea abies* (Nygren et al. 2017). Despite high variability in cone abundance, we observed consistency in years of high and low cone abundance across ~50 km north to south. The two consecutive years of higher cone abundance (2016, 2017) across all sample areas suggest climatic conditions and pollen supply, two factors known to limit cone production (Pearse et al. 2016), were suitable for cone production during 2016 and 2017 for both *P. engelmannii* and *A. lasiocarpa*. However, different individuals contributed to these two consecutive years of higher cone abundance. Resource depletion within trees that produced a high abundance of cones in 2016 may have limited *P. engelmannii* and *A. lasiocarpa* individuals from producing abundant cones again in 2017 (Crone and Rapp 2014, Pearse et al. 2016).

Effect of tree-, neighborhood-, and stand-scale factors on cone abundance

Once *P. engelmannii* and *A. lasiocarpa* reached reproductive maturity, cone abundance increased with tree size and age, which is commonly observed for conifers (e.g., Turner et al. 2007, Viglas et al. 2013). However, *P. engelmannii* and *A. lasiocarpa* exhibited key differences in the response of cone abundance to stand structure. *P. engelmannii* in open-canopy forests (young, low BA stands) produced many more cones at smaller tree sizes and younger ages than *A. lasiocarpa* grown under the same conditions or *P. engelmannii* in closed-canopy forest. Differences in the effect of stand structure on *P. engelmannii* and *A. lasiocarpa* cone abundance may reflect *A. lasiocarpa*'s greater shade tolerance than *P. engelmannii* (Carter et al. 1988, Brodersen et al. 2006) or the higher outcrossing rates (i.e., lower rates of cone abortion from inbreeding) in *P. engelmannii* than *A. lasiocarpa* seed in younger trees (Shea 1987). In the context of expected declines in subalpine forest density from increasing mortality of large trees (van Mantgem et al. 2009, Stovall et al. 2019) and increasingly unsuitable climate conditions for establishment (Andrus et al. 2018a), the capacity for *P. engelmannii* to produce higher abundances of cones at smaller sizes and younger ages than *A. lasiocarpa* in open-canopy forests implies that *P. engelmannii* seed availability may be less limiting than *A. lasiocarpa* for future seedling establishment.

Potential implications of effects of coarse-scale disturbances on cone production

Results from our study offer insight into initial effects of different types of disturbances on cone production in subalpine forests and may partially explain observed differences in timing and abundance of *P. engelmannii* and *A. lasiocarpa* seedling establishment following disturbances. Bark beetle outbreaks and blowdown events in *Picea-Abies* forests primarily affect large-diameter trees (> 20 cm dbh) within a stand (Veblen et al. 2001, McMillin et al. 2003, Jenkins et al. 2014), implying significant loss of cone production for one or both species following either disturbance. For example, mortality of all large-diameter *P. engelmannii* (>20 cm; Hart et al. 2014) and many intermediate-sized trees (10–20 cm dbh) in old-growth *Picea-Abies* forests (approximately > 200 yr; Kulakowski

et al. 2016) is a common scenario following spruce beetle (*Dendroctonus rufipennis*) outbreaks. Such an event would drastically reduce *P. engelmannii* cone production and the chances for recovery to a species composition similar to the pre-disturbance forest (i.e., compositional resilience), especially as severity and spatial extent of an outbreak increases (Jenkins et al. 2014). Whereas spruce beetles only attack a host species, severe and widespread blowdown events—such as the ~10,000-ha Routt-Divide blowdown in northern Colorado—can result in mortality of high percentages of large (>20 cm dbh), dominant seed-producing *P. engelmannii* and *A. lasiocarpa* across broad spatial extents (Veblen et al. 2001, Baker et al. 2002). Height growth release of unaffected juveniles, rather than new seedling establishment, is the predominant initial recovery mechanism following bark beetle outbreaks (Veblen et al. 1991) and blowdown (Kulakowski and Veblen 2003). Thus, the loss of the dominant cone producers is unlikely to affect the initial recovery, but low abundances of cone-producing trees may significantly limit recruitment of new seedlings for decades, reducing resilience to subsequent disturbance by another type of lethal insect (Temperli et al. 2014). However, species like *P. engelmannii* may respond to the increased light availability by producing more cones at smaller sizes.

Large, severe (i.e., killing most or all trees in patches >100s of ha) wildfires are characteristic of subalpine forests dominated by *P. engelmannii* and *A. lasiocarpa* in the Southern Rocky Mountains (Sibold et al. 2006), thus resulting in a scarcity of cone-producing trees over large areas. Colonization of *P. engelmannii* and *A. lasiocarpa* in stand-replacing patches occurs via wind dispersal from the forest edge and seed availability is a common limitation for postfire regeneration, particularly at distances >100 m from unburned forest (Alexander 1987, Coop et al. 2010). In studies of postfire regeneration, seed availability is commonly assessed as distance to nearest seed source, but our results show high variability in individual tree cone production, suggesting all individuals should not be treated equally in their potential to supply seed.

Different responses of *P. engelmannii* and *A. lasiocarpa* cone production to stand structure may partially explain consistently greater relative abundance of *P. engelmannii* than *A. lasiocarpa* in

~100-yr-old forests recovering from stand-replacing fires and delayed postfire *A. lasiocarpa* establishment in the southern Rocky Mountains (Veblen 1986, Aplet et al. 1988, Rebertus et al. 1991, Donnegan and Rebertus 1999). In younger, low BA stands (e.g., along fire perimeters or partially burned stands), our study shows that *P. engelmannii* produce much higher abundances of cones at younger ages than *A. lasiocarpa*. This would presumably lead to greater *P. engelmannii* than *A. lasiocarpa* seed availability along the unburned forest edge to support new seedling establishment within the fire perimeter, and this is supported by higher abundances of spruce than fir seed along the edge of clear-cuts (Noble and Ronco 1978). *P. engelmannii* seeds likely disperse further into large, high severity patches, because *P. engelmannii* are generally taller and have lighter weight seeds (Alexander 1987, Shea 1987). Higher probability of *P. engelmannii* than *A. lasiocarpa* seedling establishment is further supported by higher outcrossing rates of *P. engelmannii* (Shea 1987), greater quantities of filled seeds for *P. engelmannii* (Noble and Ronco 1978), higher germination rates of *P. engelmannii* (Shea 1987), and the greater suitability of postfire substrates (e.g., bare mineral soil) for *P. engelmannii* establishment (Knapp and Smith 1982). The capacity for *P. engelmannii* establishing after fires to produce greater quantities of cones at smaller sizes and younger ages than *A. lasiocarpa* would also help explain the pattern of earlier and more abundant colonization of severely burned sites by *P. engelmannii*.

CONCLUSION

Our study contributes to a broader understanding of factors influencing conifer reproduction by explaining variability in two reproductive parameters, cone presence and cone abundance, for *P. engelmannii* and *A. lasiocarpa*. Although the greater shade tolerance of *A. lasiocarpa* compared to *P. engelmannii* might be expected to yield greater access to resources for reproduction and therefore attainment of reproductive maturity at an earlier age or smaller size, the threshold age and size of reproductive maturity were similar for both species across a large gradient in stand structure. On the other hand, cone abundances in our study were highly variable within and among tree

size classes each year for both species, which appears to be a common pattern among many northern temperate conifers. We found that variability in cone abundance was most strongly affected by tree size and that cones per tree for *P. engelmannii* were considerably greater than *A. lasiocarpa* in open-canopy forests. The increasing loss of large trees (>20 cm dbh in our study), which are the dominant cone producers, to drought and disturbances (e.g., bark beetle outbreaks) implies that seed availability to support future tree regeneration may be increasingly limited. However, the capacity of some species (e.g., *P. engelmannii*) to produce higher abundances of cones at smaller sizes and younger ages than other species (e.g., *A. lasiocarpa*) implies that seed availability may be less limiting for some species under expected declines in abundances of large seed-producing trees.

ACKNOWLEDGMENTS

For field assistance, we thank Joao Fernandes Maricao Ribeiro, Garth Ornelas, Ellen Waddle, Jackie Dean, Logan Barrett, Angela Gonzalez, Molly Day, Brandon Quick Bear, Caroline Bordner, Václav Trembl, and Ian Whidden. For analysis assistance, we thank Kyle Rodman. Research was funded by the David H. Smith Fellowship in Conservation Science, National Science Foundation Awards 1262687, 1634163, 1027341, and 1637686, and Australia Research Council Award DP170101288. We thank two anonymous reviewers for their comments.

LITERATURE CITED

- Alexander, R. 1987. Ecology, silviculture, and management of the Engelmann spruce - subalpine fir type in the central and southern. Agriculture Handbook No. 659. USDA Forest Service, Rocky Mountain Forest and Range Experiment Station, Fort Collins, Colorado, USA.
- Andrus, R. A., B. J. Harvey, R. K. Chai, and T. T. Veblen. 2018b. Different vital rates of Engelmann spruce and subalpine fir explain discordance in understory/overstory dominance. *Canadian Journal of Forest Research* 48:1554–1562.
- Andrus, R. A., B. J. Harvey, K. C. Rodman, S. J. Hart, and T. T. Veblen. 2018a. Moisture availability limits subalpine tree establishment. *Ecology* 99:567–575.
- Aplet, G., R. Laven, and F. Smith. 1988. Patterns of community dynamics in Colorado Engelmann spruce and subalpine fir forest. *Ecology* 69:312–319.

- Baker, W. L., P. H. Flaherty, J. D. Lindemann, T. T. Veblen, K. S. Eisenhart, and D. W. Kulakowski. 2002. Effect of vegetation on the impact of a severe blowdown in the southern Rocky Mountains, USA. *Forest Ecology and Management* 168:63–75.
- Bartoń, K. 2018. MuMIn: multi-Model Inference. R package version 1.42.1. <https://CRAN.R-project.org/package=MuMIn>
- Bates, D., M. Mächler, B. Bolker, and S. Walker. 2015. Fitting linear mixed-effects models using lme4. *Journal of Statistical Software* 67:1–48.
- Berner, L. T., B. E. Law, A. J. H. Meddens, and J. A. Hicke. 2017. Tree mortality from fires, bark beetles, and timber harvest during a hot and dry decade in the western United States (2003–2012). *Environmental Research Letters* 12:065005.
- Bigler, C., D. G. Gavin, C. Gunning, and T. T. Veblen. 2007. Drought induces lagged tree mortality in a subalpine forest in the Rocky Mountains. *Oikos* 116:1983–1994.
- Bozdogan, H. 1987. Model selection and Akaike's information criterion (AIC): the general theory and its analytical extensions. *Psychometrika* 52:345–370.
- Brodersen, C. R., M. J. Germino, and W. K. Smith. 2006. Photosynthesis during an episodic drought in *Abies lasiocarpa* and *Picea engelmannii* across an alpine treeline. *Arctic, Antarctic, and Alpine Research* 38:34–41.
- van den Broek, J. 1995. A score test for zero inflation in a poisson distribution. *Biometrics* 51:738–743.
- Brooks, M. E., K. Kristensen, K. J. van Benthem, A. Magnusson, C. W. Berg, A. Nielsen, H. J. Skaug, M. Mächler, and B. M. Bolker. 2017. glmmTMB: Balances speed and flexibility among packages for zero-inflated generalized linear mixed modeling. *R Journal* 9:378–400.
- Buechling, A., P. H. Martin, and C. D. Canham. 2017. Climate and competition effects on tree growth in Rocky Mountain forests. *Journal of Ecology* 105:1636–1647.
- Buechling, A., P. H. Martin, C. D. Canham, W. D. Shepherd, and M. A. Battaglia. 2016. Climate drivers of seed production in *Picea engelmannii* and response to warming temperatures in the southern Rocky Mountains. *Journal of Ecology* 104:1051–1062.
- Calama, R., and G. Montero. 2006. Cone and seed production from stone pine (*Pinus pinea* L.) stands in Central Range (Spain). *European Journal of Forest Research* 126:23–35.
- Canham, C. D., P. T. LePage, and K. D. Coates. 2004. A neighborhood analysis of canopy tree competition: effects of shading versus crowding. *Canadian Journal of Forest Research* 34:778–787.
- Canham, C. D., M. J. Papaik, M. Uriarte, W. H. McWilliams, J. C. Jenkins, and M. J. Twery. 2006. Neighborhood analyses of canopy tree competition along environmental gradients in New England forests. *Ecological Applications* 16:540–554.
- Carter, G. A., W. K. Smith, and J. L. Hadley. 1988. Stomatal conductance in three conifer species at different elevations during summer in Wyoming. *Canadian Journal of Forest Research* 18:242–246.
- Chai, R. K., R. A. Andrus, B. J. Harvey, K. C. Rodman, and T. T. Veblen. 2019. Subalpine forest biomass changes from a 34-year permanent plot record in the Colorado Front Range. *Canadian Journal of Forest Research* 49:1256–1264.
- Conlisk, E., C. Castanha, M. J. Germino, T. T. Veblen, J. M. Smith, and L. M. Kueppers. 2017. Declines in low-elevation subalpine tree populations outpace growth in high-elevation populations with warming. *Journal of Ecology* 105:1347–1357.
- Coop, J. D., R. T. Massatti, and A. W. Schoettle. 2010. Subalpine vegetation pattern three decades after stand-replacing fire: effects of landscape context and topography on plant community composition, tree regeneration, and diversity. *Journal of Vegetation Science* 21:472–487.
- Corlett, R. T., and D. A. Westcott. 2013. Will plant movements keep up with climate change? *Trends in Ecology & Evolution* 28:482–488.
- Crone, E. E., and J. M. Rapp. 2014. Resource depletion, pollen coupling, and the ecology of mast seeding: mechanisms of mast seeding. *Annals of the New York Academy of Sciences* 1322:21–34.
- Davi, H., M. Cailleret, G. Restoux, A. Amm, C. Pichot, and B. Fady. 2016. Disentangling the factors driving tree reproduction. *Ecosphere* 7:e01389.
- Davis, K. T., P. E. Higuera, and A. Sala. 2018. Anticipating fire-mediated impacts of climate change using a demographic framework. *Functional Ecology* 32:1729–1745.
- Donnegan, J. A., and A. J. Rebertus. 1999. Rates and mechanisms of subalpine forest succession along an environmental gradient. *Ecology* 80:1370–1384.
- Duncan, R. P. 1989. An evaluation of errors in tree age estimates based on increment cores in kahikatea (*Dacrydium dacrydioides*). *New Zealand Natural Sciences* 16:1–37.
- Enright, N. J., J. B. Fontaine, D. M. Bowman, R. A. Bradstock, and R. J. Williams. 2015. Interval squeeze: Altered fire regimes and demographic responses interact to threaten woody species persistence as climate changes. *Frontiers in Ecology and the Environment* 13:265–272.4.
- Greene, D. F., C. Messier, H. Asselin, and M.-J. Fortin. 2002. The effect of light availability and basal area

- on cone production in *Abies balsamea* and *Picea glauca*. *Canadian Journal of Botany* 80:370–377.
- Grime, J. P. 2001. *Plant strategies and vegetation processes*. Second edition. Wiley, New York, New York, USA.
- Grubb, P. J. 1977. The maintenance of species-richness in plant communities: the importance of the regeneration niche. *Biological Reviews* 52:107–145.
- Hart, S. J., T. T. Veblen, and D. Kulakowski. 2014. Do tree and stand-level attributes determine susceptibility of spruce-fir forests to spruce beetle outbreaks in the early 21st century? *Forest Ecology and Management* 318:44–53.
- Hartig, F. 2018. DHARMA: residual diagnostics for hierarchical (Multi-Level / Mixed) regression models, v. 0.2.0. <https://CRAN.R-project.org/package=DHARMA>
- Haymes, K. L., and G. A. Fox. 2012. Variation among individuals in cone production in *Pinus palustris* (Pinaceae). *American Journal of Botany* 99:640–645.
- Janzen, D. H. 1971. Seed predation by animals. *Annual Review of Ecology and Systematics* 2:465–492.
- Jenkins, M., E. Hebertson, and A. Munson. 2014. Spruce beetle biology, ecology and management in the Rocky mountains: an addendum to spruce beetle in the Rockies. *Forests* 5:21–71.
- Kelly, D. 1994. The evolutionary ecology of mast seeding. *Trends in Ecology & Evolution* 9:465–470.
- Kienast, F., and F. H. Schweingruber. 1986. Dendroecological studies in the Front Range, Colorado, U.S.A. *Arctic and Alpine Research* 18:277–288.
- Kittel, T. G. F., M. W. Williams, K. Chowanski, M. Hartman, T. Ackerman, M. Losleben, and P. D. Blanken. 2015. Contrasting long-term alpine and subalpine precipitation trends in a mid-latitude North American mountain system, Colorado Front Range, USA. *Plant Ecology & Diversity* 8:607–624.
- Knapp, A. K., and W. K. Smith. 1982. Factors influencing understory seedling establishment of Engelmann spruce (*Picea engelmannii*) and subalpine fir (*Abies lasiocarpa*) in southeast Wyoming. *Canadian Journal of Botany* 60:2753–2761.
- Koenig, W. D., and J. M. H. Knops. 1998. Scale of mast seeding and tree-ring growth. *Nature* 396:225–226.
- Kulakowski, D., and T. T. Veblen. 2003. Subalpine forest development following a blowdown in the Mount Zirkel Wilderness, Colorado. *Journal of Vegetation Science* 14:653–660.
- Kulakowski, D., T. T. Veblen, and P. Bebi. 2016. Fire severity controlled susceptibility to a 1940s spruce beetle outbreak in Colorado, USA. *PLOS ONE* 11: e0158138.
- Lamontagne, J. M., and S. Boutin. 2007. Local-scale synchrony and variability in mast seed production patterns of *Picea glauca*. *Journal of Ecology* 95:991–1000.
- Linhart, Y. B., and J. B. Mitton. 1985. Relationships among reproduction, growth rates, and protein heterozygosity in ponderosa pine. *American Journal of Botany* 72:181–184.
- van Mantgem, P. J., et al. 2009. Widespread increase of tree mortality rates in the western United States. *Science* 323:521–524.
- McGuire, C. R., C. R. Nufio, M. D. Bowers, and R. P. Guralnick. 2012. Elevation-dependent temperature trends in the rocky mountain front range: changes over a 56- and 20-year record. *PLOS ONE* 7:e44370.
- McMillin, J. D., K. K. Allen, D. F. Long, and J. F. Negrón. 2003. Effects of Western Balsam bark beetle on spruce-fir forests of north-central Wyoming. *Western Journal of Applied Forestry* 18:259–266.
- Messier, C., R. Doucet, J.-C. Ruel, Y. Claveau, C. Kelly, and M. J. Lechowicz. 1999. Functional ecology of advance regeneration in relation to light in boreal forests. *Canadian Journal of Forest Research* 29:812–823.
- Mueller, R. C., C. M. Scudder, M. E. Porter, R. Talbot Trotter, C. A. Gehring, and T. G. Whitham. 2005. Differential tree mortality in response to severe drought: evidence for long-term vegetation shifts: drought-induced differential tree mortality. *Journal of Ecology* 93:1085–1093.
- Noble, D., and F. Ronco Jr (1978). Seedfall and establishment of Engelmann spruce and subalpine fir in clearcut openings in Colorado. Research paper, RM-200. USDA Forest Service, Rocky Mountain Forest and Range Experiment Station, Fort Collins, Colorado, USA.
- NWT LTER. 2016. Data Access Home. <http://niwot.colorado.edu/data>
- Nygren, M., K. Rissanen, K. Eerikäinen, T. Saksa, and S. Valkonen. 2017. Norway spruce cone crops in uneven-aged stands in southern Finland: a case study. *Forest Ecology and Management* 390:68–72.
- Oosting, H. J., and J. F. Reed. 1952. *Virgin spruce-fir of the medicine bow mountains, Wyoming*. Ecological Monographs 22:69–91.
- Owens, J. N. 1995. Constraints to seed production: temperate and tropical forest trees. *Tree Physiology* 15:477–484.
- Pearse, I. S., W. D. Koenig, and D. Kelly. 2016. Mechanisms of mast seeding: resources, weather, cues, and selection. *New Phytologist* 212:546–562.
- Pearson, G. A. 1923. Natural reproduction of western yellow pine in the Southwest. *Forest Service Bulletin*, No. 1105. U.S. Department of Agriculture, Washington, D.C., USA.
- Peet, R. K. 1981. Forest vegetation of the Colorado front range. *Vegetatio* 45:3–75.

- Pickett, S. T. A., S. L. Collins, and J. J. Armesto. 1987. Models, mechanisms and pathways of succession. *Botanical Review* 53:335–371.
- Rebertus, A. J., B. R. Burns, and T. T. Veblen. 1991. Stand dynamics of *Pinus flexilis*-dominated subalpine forests in the Colorado Front Range. *Journal of Vegetation Science* 2:445–458.
- Redmond, M. D., and N. N. Barger. 2013. Tree regeneration following drought- and insect-induced mortality in piñon-juniper woodlands. *New Phytologist* 200:402–412.
- Rodman, K. C., T. T. Veblen, S. Saraceni, and T. B. Chapman. 2019. Wildfire activity and land use drove 20th-century changes in forest cover in the Colorado front range. *Ecosphere* 10:e02594.
- Sala, A., K. Hopping, E. J. B. McIntire, S. Delzon, and E. E. Crone. 2012. Masting in whitebark pine (*Pinus albicaulis*) depletes stored nutrients. *New Phytologist* 196:189–199.
- Schumacher, S., B. Reineking, J. Sibold, and H. Bugmann. 2006. Modeling the impact of climate and vegetation on fire regimes in mountain landscapes. *Landscape Ecology* 21:539–554.
- Senf, C., D. Pflugmacher, Y. Zhiqiang, J. Sebal, J. Knorn, M. Neumann, P. Hostert, and R. Seidl. 2018. Canopy mortality has doubled in Europe's temperate forests over the last three decades. *Nature Communications* 9:1–8.
- Shea, K. L. 1987. Effects of population structure and cone production on outcrossing rates in Engelmann spruce and subalpine fir. *Evolution* 41:124–136.
- Sibold, J. S., T. T. Veblen, and M. E. Gonzalez. 2006. Spatial and temporal variation in historic fire regimes in subalpine forests across the Colorado Front Range in Rocky Mountain National Park, Colorado, USA. *Journal of Biogeography* 33:631–647.
- Stovall, A. E. L., H. Shugart, and X. Yang. 2019. Tree height explains mortality risk during an intense drought. *Nature Communications* 10:4385.
- Temperli, C., S. J. Hart, T. T. Veblen, D. Kulakowski, J. J. Hicks, and R. Andrus. 2014. Are density reduction treatments effective at managing for resistance or resilience to spruce beetle disturbance in the southern Rocky Mountains? *Forest Ecology and Management* 334:53–63.
- Temperli, C., T. T. Veblen, S. J. Hart, D. Kulakowski, and A. J. Tepley. 2015. Interactions among spruce beetle disturbance, climate change and forest dynamics captured by a forest landscape model. *Ecosphere* 6:231.
- Turner, M. G., D. M. Turner, W. H. Romme, and D. B. Tinker. 2007. Cone production in young post-fire *Pinus contorta* stands in Greater Yellowstone (USA). *Forest Ecology and Management* 242:119–126.
- Veblen, T. T. 1986. Age and size structure of subalpine forests in the Colorado Front Range. *Bulletin of the Torrey Botanical Club* 113:225–240.
- Veblen, T. T., K. S. Hadley, E. Nel, T. Kitzberger, and M. Reid. 1994. Disturbance regime and disturbance interactions in a Rocky Mountain subalpine forest. *Journal of Ecology* 82:125–135.
- Veblen, T. T., K. S. Hadley, and Marion. S. Reid. 1991. Disturbance and stand development of a Colorado subalpine forest. *Journal of Biogeography* 18:707–716.
- Veblen, T. T., D. Kulakowski, K. S. Eisenhart, and W. L. Baker. 2001. Subalpine forest damage from a severe windstorm in northern Colorado. *Canadian Journal of Forest Research* 31:2089–2097.
- Viglas, J. N., C. D. Brown, and J. F. Johnstone. 2013. Age and size effects on seed productivity of northern black spruce. *Canadian Journal of Forest Research* 43:534–543.
- Villalba, R., and T. T. Veblen. 1997. Improving estimates of total tree ages based on increment core samples. *Ecoscience* 4:534–542.
- Vuong, Q. H. 1989. Likelihood ratio tests for model selection and non-nested hypotheses. *Econometrica: Journal of the Econometric Society* 57:307–333.
- Walck, J. L., S. N. Hidayati, K. W. Dixon, K. Thompson, and P. Poschlod. 2011. Climate change and plant regeneration from seed. *Global Change Biology* 17:2145–2161.
- Woodward, A., D. G. Silsbee, E. G. Schreiner, and J. E. Means. 1994. Influence of climate on radial growth and cone production in subalpine fir (*Abies lasiocarpa*) and mountain hemlock (*Tsuga mertensiana*). *Canadian Journal of Forest Research* 24:1133–1143.
- Wright, E. F., C. D. Canham, and K. D. Coates. 2000. Effects of suppression and release on sapling growth for 11 tree species of northern, interior British Columbia. *Canadian Journal of Forest Research* 30:1571–1580.

SUPPORTING INFORMATION

Additional Supporting Information may be found online at: <http://onlinelibrary.wiley.com/doi/10.1002/ecs2.3092/full>