


Remotely Accessing a Work PC from Android or iOS

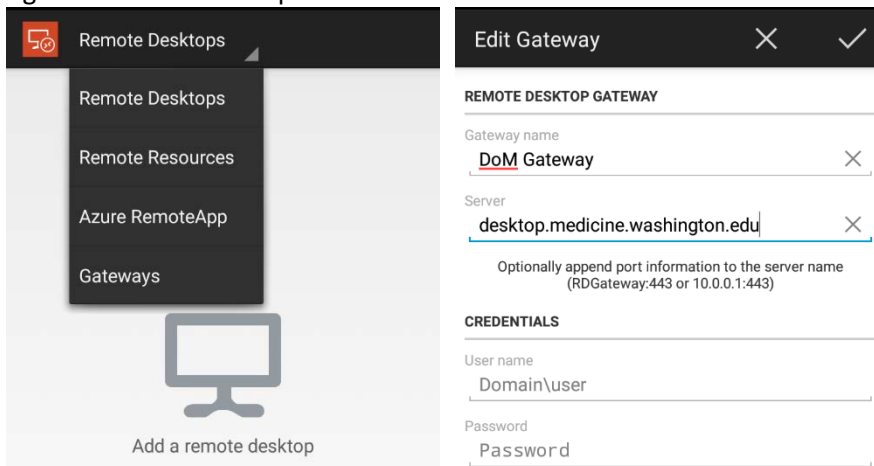
Department of Medicine IT Services

Updated 1/26/2015

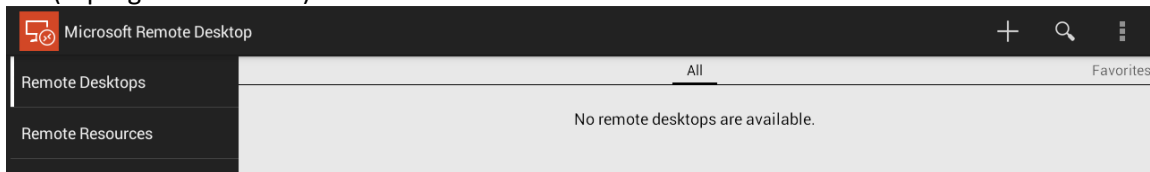
1. Install the Microsoft Remote Desktop app on your device.
 - a. Android: <https://play.google.com/store/apps/details?id=com.microsoft.rdc.android>.
 - b. iOS: <https://itunes.apple.com/us/app/microsoft-remote-desktop/id714464092?mt=8>.



2. Open Remote Desktop and configure the Remote Desktop Gateway by tapping on the “Remote Desktops” box at the top-left corner and selecting “Gateways”. Tap the plus sign at the bottom-left (top right on a tablet) of the window and fill in these details, tapping the checkmark sign in the top-right corner when complete.



- a. Gateway name: A friendly name, such as “DoM Gateway”
 - b. Server: **desktop.medicine.washington.edu**
 - c. Credentials: **leave these blank**
3. Tap on “Gateways” at the top-left corner of the screen and select “Remote Desktops” to return to the default view. Configure a new connection to your PC by clicking on the plus sign in the bottom-left (top-right on a tablet) corner.



4. Configure the connection with a Name, enter your computer’s name (contact IS Help if you don’t know it) as the PC name, select the Gateway created in step two above, and enter the username as

OUTPOST\[username]. Only enter your password here if your device is encrypted and password protected (if you leave it blank you will be prompted to enter it when connecting). Leave the secondary username and password options blank.

Remote Desktop

REMOTE PC

Connection name
Terminal Server

PC name
ts.uwmed.org

Optionally append port information to the PC name
(MyDesktop:3389 or 10.0.0.1:3389)

Gateway
DoM Gateway

CREDENTIALS

User name
outpost\jbirm

Password
Password

5. Click Done
6. Connect to your work PC by tapping on the new connection.
7. You may see a warning about a certificate on the remote computer. Click on Trust Always to proceed.

Untrusted Certificate

You are connecting to "ltmdlplr". The server certificate cannot be validated. Your connection might not be secure, do you want to continue?

Common Name (CN)
LTMDLNR.medicine.washington.edu

Organization (O)

Organizational Unit (OU)

Serial Number
5C:72:BA:4C:FF:38:A7:A4:43:EC:1F:AB:FD:4F:1C:42

Valid From
7/4/2013 2:35 PM

Expires On
1/3/2014 1:35 PM

SHA1 Fingerprint
9E:50:E9:10:5D:40:10:FF:34:A8:90:15:5C:C0:C4:86:B5:43:42:8A

MD5 Fingerprint
E5:0E:11:7B:17:D2:0E:A7:B1:13:97:70:47:87:66:04

Do Not Connect Trust Once Trust Always

If you have any issues please contact the Department of Medicine IT Services at ishelp@medicine.washington.edu or by phone at 206-616-8805.