

Musical Activities You Can Do at Home

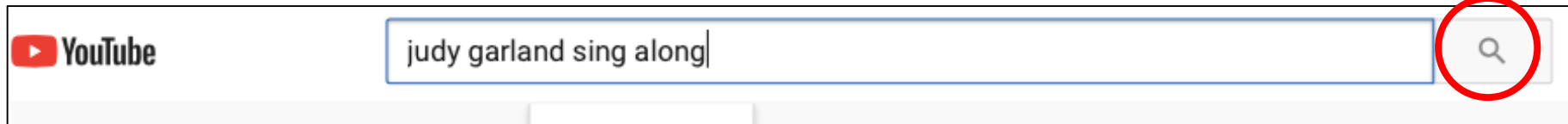
- ◆ Shih-Yin Lin, MM, MPH, PhD
- ◆ Senior Research Scientist/Project Director
- ◆ (Former Music Therapist)
- ◆ NYU Rory Meyers College of Nursing

Activity 1: Sing Along with Your Favorite Artist

- ♦ Step 1. Go to <https://www.youtube.com>
- ♦ Step 2. Enter the name of your favorite artist and the words “sing along”
 - ♦ E.g. “Judy Garland sing along”
- ♦ Step 3. Click the search icon ()
- ♦ Step 4. Click on a video picture or a video title to play the video

Step 2

Step 3





- Home
- Trending
- Subscriptions
- Library
- History

Sign in to like videos, comment, and subscribe.



BEST OF YOUTUBE

- Music
- Sports
- Gaming
- Movies & Shows
- News
- Live
- Fashion

FILTER

Ad Suggested products



Garland Judy-sings
Harold Arlen Cd
eBay
\$21.19



Judy Garland - Sings
Harold Arlen Cd
eBay
\$28.61



Over The Rainbow
[universal Special] B...
eBay
\$6.80



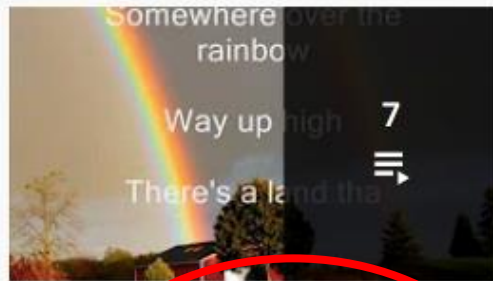
Factory Sealed Over
The Rainbow: The...
eBay
\$14.99



Judy Garland : Over
The Rainbow Cd...
eBay
\$4.50



Over The Rainbow:
The Very Best Of...
eBay
\$11.00



Judy Garland Sing Along

Kristin Thomas

Judy Garland - Somewhere over the rainbow lyrics • 2

Judy Garland - By Myself (Lyrics) • 4:29

VIEW FULL PLAYLIST




The Trolley Song by Judy Garland with lyrics on screen

cutienatootie3495 • 89K views • 4 years ago

I love this song!!! THIS IS FOR ENTERTAINMENT PURPOSES ONLY! NO COPYRIGHT INFRINGEMENT INTENDED!

Step 4

Activity 2: Familiar Songs in Different Languages (Music Listening)


- ♦ Step 1: Go to <https://www.youtube.com>
- ♦ Step 2. Enter the name of the song and a foreign language
 - ♦ E.g. “Oh Susanna Korean”
- ♦ Step 3. Click the search icon ()
- ♦ Step 4: Click a video picture or a video title and listen
- ♦ Step 5: Try another language and see how many different languages you can find!

Tip: Many familiar songs and Christmas songs have been translated into many different languages.

Activity 3: Song Trivia/Name That Tune

- Guess the 60s TV Show Theme Songs: <https://youtu.be/SII2vnS-hsY>
- More TV Show Theme Songs: <https://www.youtube.com/channel/UCec29XzGJM6XGMBptvTO7Q>

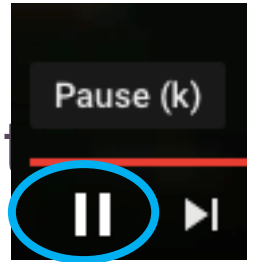
More options:

- Step 1. Go to <https://www.youtube.com>
- Step 2. Enter “song trivia” “name that tune” or “song quiz” + era
 - e.g. “song trivia 50s” “name that tune 40s” “song quiz 60s”
- Step 3. Click the search icon ()
- Step 4. Click a video picture or a video title to play the video

Activity 3: Song Trivia/Name That Tune

Tips:

- Click the “pause” button when you need more time to think.
- You can always replay the song hint.
- You can always create your own version!
 - Step 1: Write down the list of songs.
 - Step 2: Search the first song on your list on YouTube (<https://www.youtube.com>)
 - Step 3: Play the song, pause, and have another person guess the song.
 - Step 4: Search the next song on your list on YouTube.
 - Step 5: Repeat Step 3 and Step 4.



Activity 4: Fill-in-the-Blank Songs

Instructions: Find a familiar song. One person sings the first part of each line, pauses when there is 1-3 words left, and has another person sing or say the remaining words to finish the line.

- ♦ Let me call you _____. [1 word]
- ♦ I'm in love with _____. [1 word]
- ♦ Let me hear you whisper that you _____. [3 words]
- ♦ Keep the love light glowing in your eyes _____. [2 words]
- ♦ Let me call you _____. [1 word]
- ♦ I am in love with _____. [1 word]

Activity 5: Unscramble Songs

Instructions: Write down each line of a familiar song on a separate piece of paper or card. Re-arrange each piece of the paper or card following the correct order of the lyrics. Sing the song together to help you find the next correct line of the lyrics. [Or one person takes charge of the singing while another person is rearranging the lyrics.]

E.g. Row Row Row Your Boat

**Gently
Down the
Stream**

**Life is but a
Dream**

**Row Row
Row Your
Boat**

**Merrily,
Merrily,
Merrily,
Merrily**

Activity 5: Unscramble Songs

Rearranged:

**Row Row
Row Your
Boat**

**Gently
Down the
Stream**

**Merrily,
Merrily,
Merrily,
Merrily**

**Life is but a
Dream**

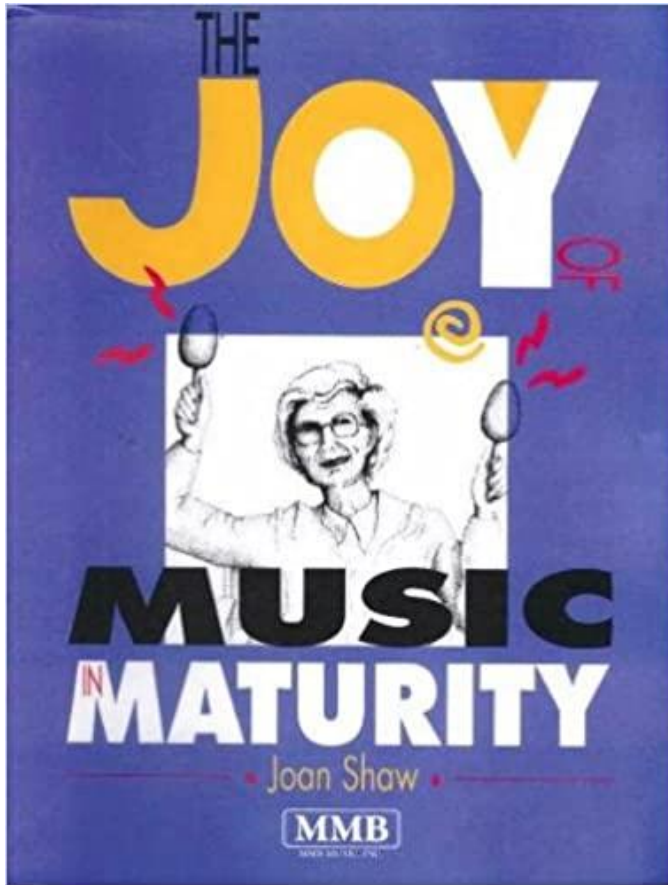


Activity 6: Body Percussion

- ♦ Step 1: Establish a rhythmic pattern using 2 or more of the following:
 - ♦ Rub your hands
 - ♦ Snap your fingers
 - ♦ Clap your hands
 - ♦ Tap different body parts with your hands
 - ♦ Stomp your feet
- ♦ Step 2: Use your body as a percussion instrument and play along to a song of your choice, using the rhythmic pattern that you have established in Step 1.
- ♦ Example video:

<https://www.youtube.com/watch?v=Ik75qDst8wE&list=RDIk75qDst8wE&index=1>

More Musical Activity Ideas



Recommended Book:

**The Joy of Music in Maturity
(Many themed group activity ideas
that can also be adapted for 1:1
settings.)**

Questions?

- Contact information: SL199@nyu.edu