



Mapping Languages Taught in Washington High Schools

Background

In 2007 the Mapping and Enhancing Language Learning (MELL) project surveyed schools online and by phone on whether or not they offered world languages and if so, which languages were offered and for how long. In keeping with the theme of mapping and enhancing language learning, the MELL project has created the following county maps based on the survey results to help illustrate the distribution of world languages offered across the state.

It's important to note that there is a wide variation in the number of high schools from county to county (from 1 to 132). Also, some counties had a higher percentage of schools reporting than did others. Therefore, it's possible that there are high schools in some of these counties teaching languages, but that information was not available for this report. (For more details, visit http://depts.washington.edu/mellwa/Maps/counties_hs_2007.php.) Note: Franklin county did not have any high schools reporting in 2007. It is represented as black in all the maps that follow.

At least 2 years 2007 – High Schools

In the 2007 MELL survey, high schools in 38 out of 39 counties reported offering at least two years of a world language. (Note: Franklin county did not have any high schools reporting in 2007.)



County	Number of High Schools in County*	Percentage of High Schools Responding
--------	-----------------------------------	---------------------------------------

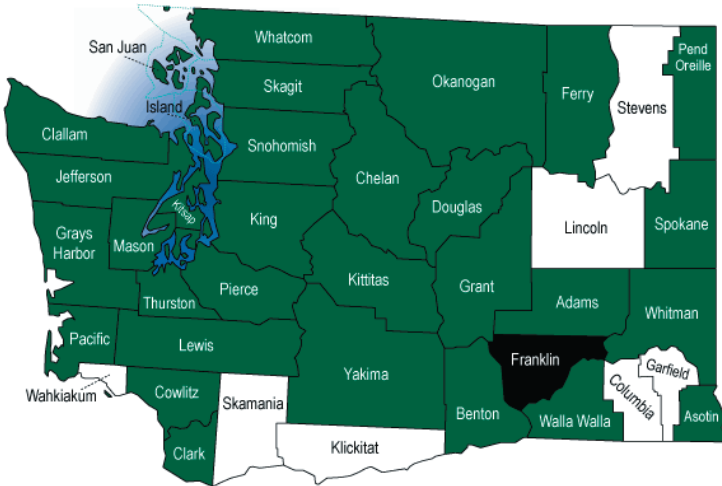
Adams	4	50%
Asotin	4	75%
Benton	13	46%
Chelan	12	67%
Clallam	12	67%
Clark	32	59%
Columbia	1	100%
Cowlitz	9	56%
Douglas	6	50%
Ferry	6	33%
Franklin	6	0%
Garfield	1	100%
Grant	16	69%
Grays Harbor	15	53%
Island	7	57%
Jefferson	5	60%
King	132	58%
Kitsap	28	54%
Kittitas	6	50%
Klickitat	8	63%
Lewis	15	60%
Lincoln	7	100%
Mason	6	50%
Okanogan	13	38%
Pacific	9	56%
Pend Oreille	3	67%
Pierce	54	48%
San Juan	6	67%
Skagit	18	50%
Skamania	1	100%
Snohomish	56	54%
Spokane	45	60%
Stevens	14	36%
Thurston	20	60%
Wahkiakum	1	100%
Walla Walla	8	75%
Whatcom	16	56%
Whitman	10	60%
Yakima	25	76%
Total	650	57%

*Note: Number of High Schools in County counts all schools that encompassed grades 9-12 or some subset based on the OSPI 2005-6 Demographics File. This includes a number of alternative programs and schools that only go up to grade 9, 10, or 11.



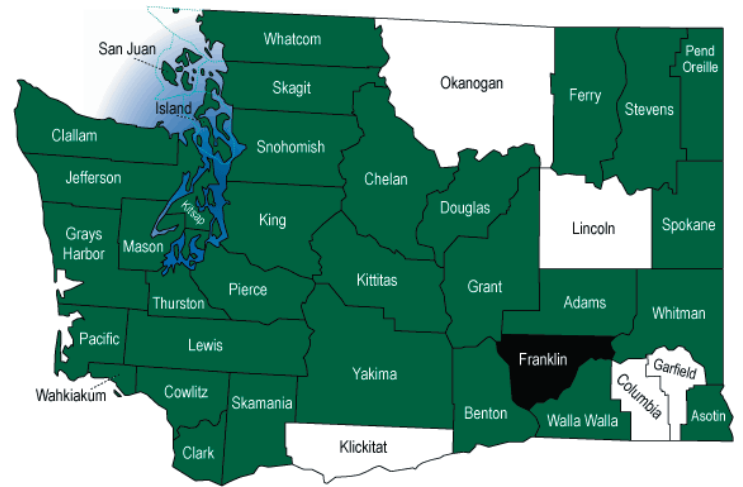
4 or more years 2007 – High Schools

In the 2007 MELL survey, high schools in 31 out of 39 counties reported offering four or more years of the same world language (for example, students may have begun language study in middle school and continued through the AP level in high school).



2 or more languages 2007 – High Schools

In the 2007 MELL survey, high schools in 33 out of 39 counties reported offering 2 or more world languages at their schools.



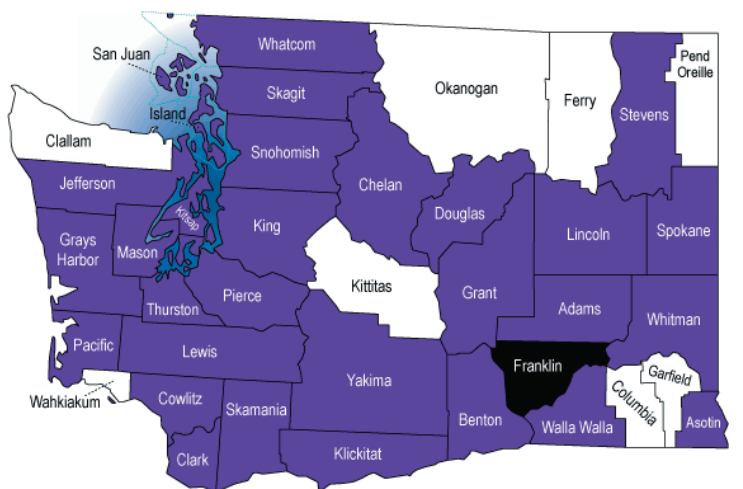
Spanish 2007 – High Schools

In the 2007 MELL survey, high schools in 38 out of 39 counties reported offering Spanish.



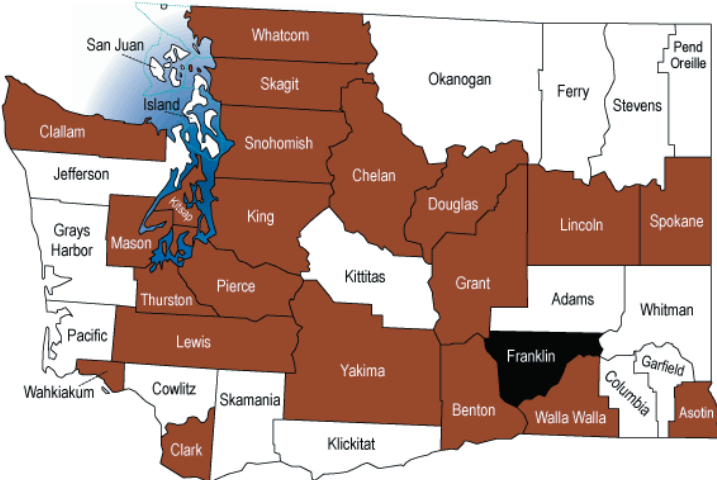
French 2007 – High Schools

In the 2007 MELL survey, high schools in 30 out of 39 counties reported offering French.



German 2007 – High Schools

In the 2007 MELL survey, high schools in 21 out of 39 counties reported offering German.



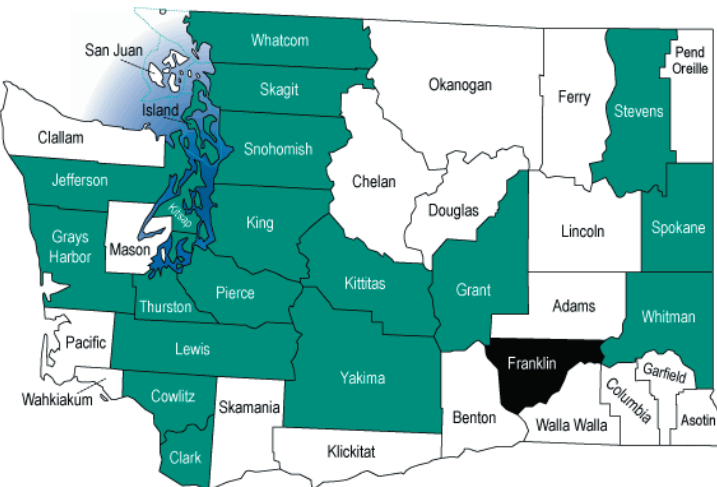
ASL American Sign Language 2007 – High Schools

In the 2007 MELL survey, high schools in 19 out of 39 counties reported offering ASL.



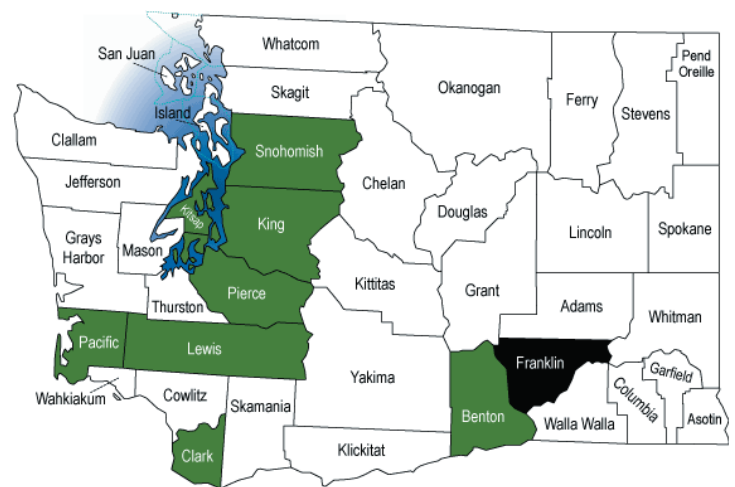
Japanese 2007 – High Schools

In the 2007 MELL survey, high schools in 19 out of 39 counties reported offering Japanese.



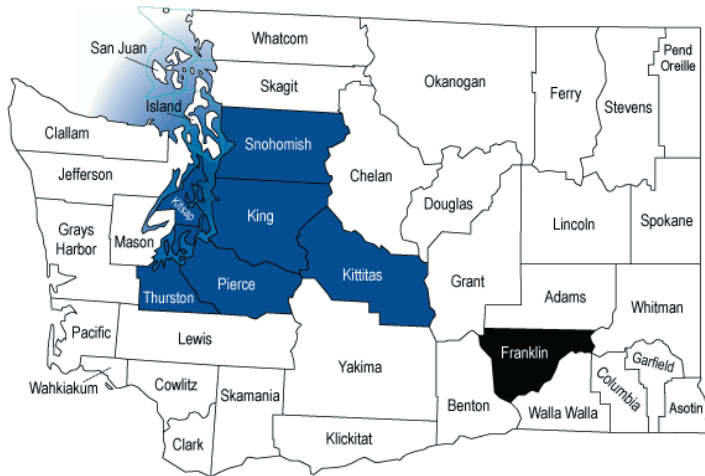
Russian 2007 – High Schools

In the 2007 MELL survey, high schools in 8 out of 39 counties reported offering Russian.



Chinese 2007 – High Schools

In the 2007 MELL survey, high schools in 6 out of 39 counties reported offering Chinese.



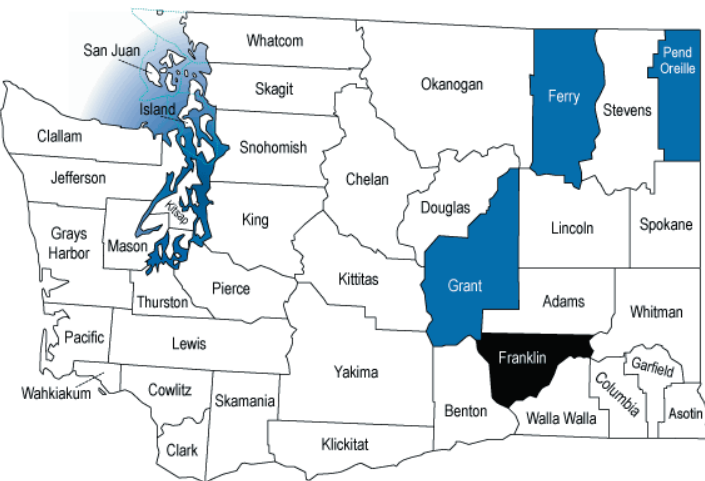
Latin 2007 – High Schools

In the 2007 MELL survey, high schools in 6 out of 39 counties reported offering Latin.



Native American Languages 2007 – High Schools

In the 2007 MELL survey, high schools in 3 out of 39 counties reported offering Native American Languages.



Arabic 2007 – High Schools

In the 2007 MELL survey, high schools in 0 out of 39 counties reported offering Arabic.



Looking Ahead

Although we did not have a 100 percent response rate in 2007, we can still begin asking questions: Why do some counties not offer certain languages (such as German, Japanese, or Latin) or offer languages for only 2 years? Is there no demand from students, or is there a teacher shortage? Are online courses available?

In the 2008-9 MELL Survey of High Schools we hope to reach 100 percent of public high schools in the state reporting. At that point, the County Maps will provide a more complete and accurate picture of languages taught across the state.

The Mapping and Enhancing Language Learning (MELL) project was initiated in 2006 by four National Resource Centers at the University of Washington's Jackson School of International Studies, which received funding through the U.S. Department of Education's Title VI program to launch a four-year project to collect data on world language learning and teaching in Washington K-12 schools. The Center for Global Studies, Center for West European Studies (CWES), East Asia Center (EAC), and the Ellison Center for Russian, East European and Central Asian Studies (REECAS) are working with the UW Language Learning Center, Washington State Office of Superintendent of Public Instruction (OSPI), Washington State Coalition for International Education, and Washington Association for Language Teaching (WAFLT) to establish an understanding of world language teaching trends in Washington state. With funding from the Title VI program grants and a State Innovations grant from Longview Foundation, the MELL project is creating a series of policy briefs based on the data collected through the MELL surveys of schools. **For further information, call the Language Learning Center at 206.543.0563 or email mellwa@u.washington.edu. Web: depts.washington.edu/mellwa**