



# Mapping Languages Taught in Washington High Schools – 2014

## Background

The Mapping and Enhancing Language Learning (MELL) project provides county maps based on world language enrollments to help illustrate the distribution of world languages offered across the state of Washington. This brief is an update showing 2014 enrollment data reported in the Office of Superintendent of Public Instruction (OSPI) CEDARS database. For specific data about world language enrollments by school, district, county, and language, download CEDARS World Language Enrollments 2014 (Excel) at: [http://depts.washington.edu/mellwa/Maps/2014/hs/CEDARS\\_World\\_Language\\_Enrollments\\_Spring2014.xlsx](http://depts.washington.edu/mellwa/Maps/2014/hs/CEDARS_World_Language_Enrollments_Spring2014.xlsx).

## Impact of Competency-Based Credits

Since 2011, students in Washington State have had the opportunity to take nationally available language proficiency tests to demonstrate their ability to read, write, listen, and speak in a language other than English. They can potentially earn from 1 to 4 high school competency-based credits in a world language. We are now seeing the impact of this change in at least two ways. First, languages such as Vietnamese, which were not taught in Washington schools, now have students who count as enrollments in the OSPI CEDARS database by having demonstrated proficiency and earning competency-based credits. Second, students in various places in the state may be tested in languages that are not taught in their schools and in this way, those languages now “appear” or “disappear” in the county maps, depending on the number of students taking these tests in any given year.

MELL first reported on Competency-Based Credits in 2013 (Policy Brief #12 Fall, 2013: Trends in High School Language Offerings 2004-2012). The counts should have been much higher in 2014 (based on the volume of Competency-Based Credit testing in a number of districts in the state that year), but it appears that the districts were not able to successfully update their data in the state database, CEDARS. We are working with OSPI to get the data corrected for 2015 and future years.

For more information about Competency-Based Credits, visit: <http://www.k12.wa.us/WorldLanguages/CompetencyBasedCredits.aspx>.

## High School Language Enrollments in 2014

Language	Total # of Enrollments	% of Total Enrollments	# of Schools Offering Language
Spanish	158,175	63.26%	452
French	40,762	16.30%	236
ASL	19,234	7.69%	110
German	12,375	4.95%	122
Japanese	11,793	4.71%	112
Chinese	4,188	1.67%	46
Latin	800	0.32%	30
Russian	396	0.16%	24
Nat. Am. Lang	391	0.16%	12
Vietnamese	172	0.07%	13
Korean	262	0.11%	6
Somali	41	0.02%	5
Italian	17	0.01%	5
Other	1,435	0.57%	
Total	250,041	100%	

## County and Number of High Schools in the OSPI CEDARS Data in 2014

County	Number	County	Number
Adams	3	Lewis	12
Asotin	2	Lincoln	7
Benton	11	Mason	4
Chelan	9	Okanogan	8
Clallam	6	Pacific	8
Clark	27	Pend Oreille	4
Columbia	1	Pierce	39
Cowlitz	9	San Juan	5
Douglas	6	Skagit	7
Ferry	3	Skamania	2
Franklin	5	Snohomish	47
Garfield	1	Spokane	35
Grant	11	Stevens	14
Grays Harbor	10	Thurston	15
Island	5	Wahkiakum	1
Jefferson	4	Walla Walla	7
King	79	Whatcom	13
Kitsap	18	Whitman	10
Kittitas	5	Yakima	22
Klickitat	9		

*Note: In the descriptions of the maps below “Added” means that in 2014 the county had districts that reported enrollments in this language, but in 2013 did not. “Dropped” means that in 2013 the county had districts that reported enrollments in this language, but in 2014 did not.*



**At Least 2 Years**

In the 2014 OSPI CEDARS data, high schools in 39 out of 39 counties reported offering at least two years of a world language. (2013: 39, 2012: 39, 2009: 39)



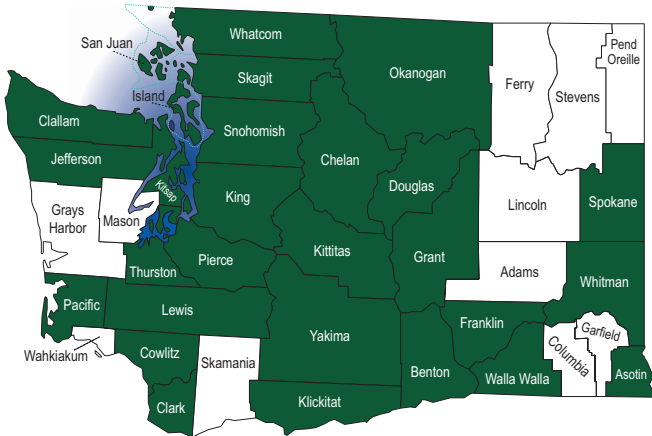
**2 or More Languages**

In the 2014 OSPI CEDARS data, high schools in 37 out of 39 counties reported offering 2 or more world languages at their schools. (2013: 37, 2012: 33, 2009: 33)



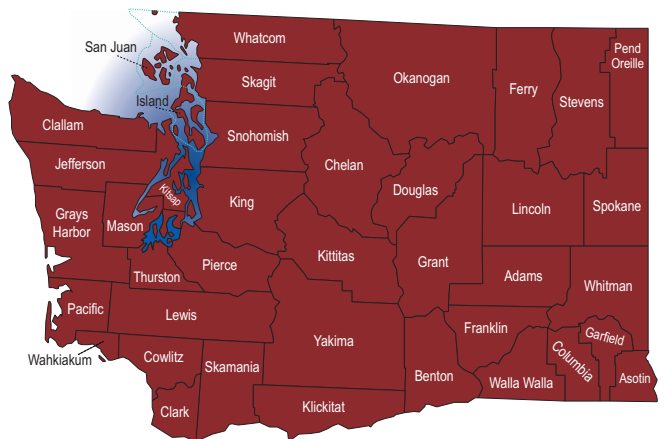
**4 or More Years**

In the 2014 OSPI CEDARS data, high schools in 28 out of 39 counties reported offering four or more years of the same world language (for example, students may have begun language study in middle school and continued through the AP level in high school). (2013: 29, 2012: 32, 2009: 29 | Dropped: Grays Harbor)



**Spanish**

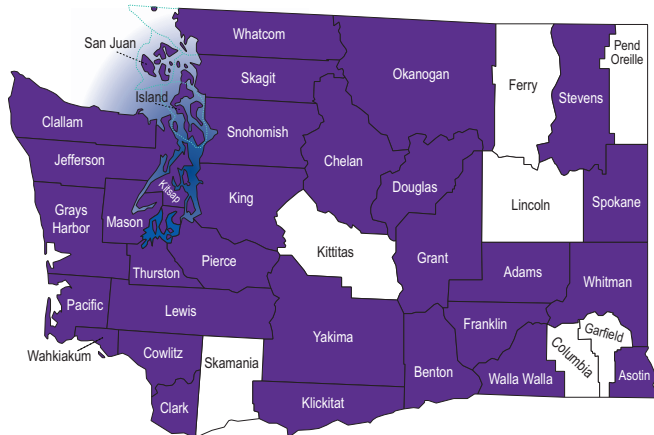
In the 2014 OSPI CEDARS data, high schools in 39 out of 39 counties reported offering Spanish. (2013: 39, 2012: 39, 2009: 39)





### French

In the 2014 OSPI CEDARS data, high schools in 32 out of 39 counties reported offering French. (2013: 34, 2012: 34, 2009: 29 | Added: Douglas, Wahkiakum | Dropped: Ferry, Kittitas, Pend Oreille, Skamania)



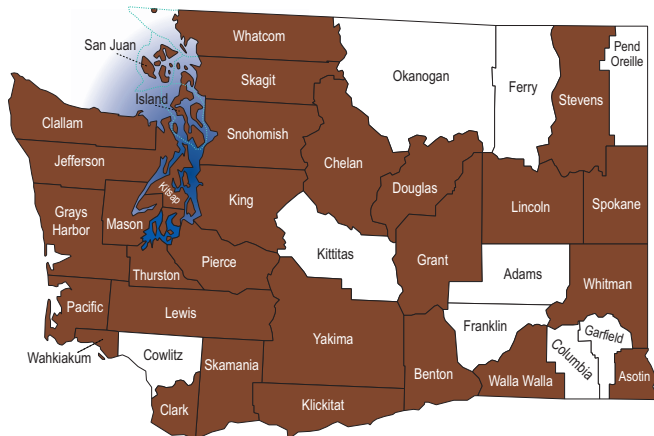
### American Sign Language (ASL)

In the 2014 OSPI CEDARS data, high schools in 24 out of 39 counties reported offering ASL. (2013: 27, 2012: 28, 2009: 17 | Added: Douglas | Dropped: Chelan, Lewis, Lincoln, Skamania)



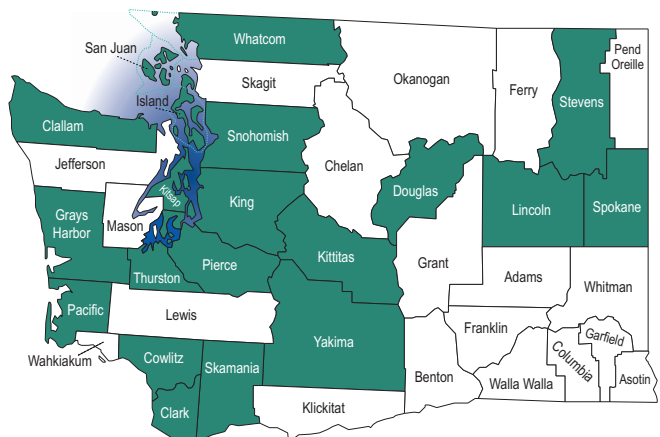
### German

In the 2014 OSPI CEDARS data, high schools in 30 out of 39 counties reported offering German. (2013: 30, 2012: 30, 2009: 21 | Added: Wahkiakum | Dropped: Okanogan)



### Japanese

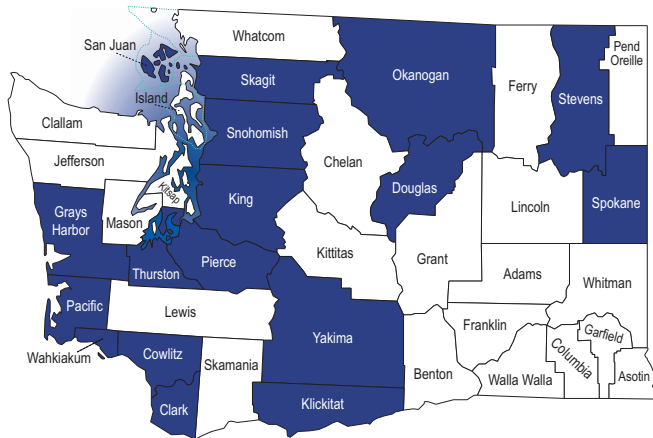
In the 2014 OSPI CEDARS data, high schools in 20 out of 39 counties reported offering Japanese. (2013: 24, 2012: 25, 2009: 21 | Added: Douglas, Lincoln, San Juan | Dropped: Benton, Grant, Jefferson, Klickitat, Lewis, Mason, Okanogan)





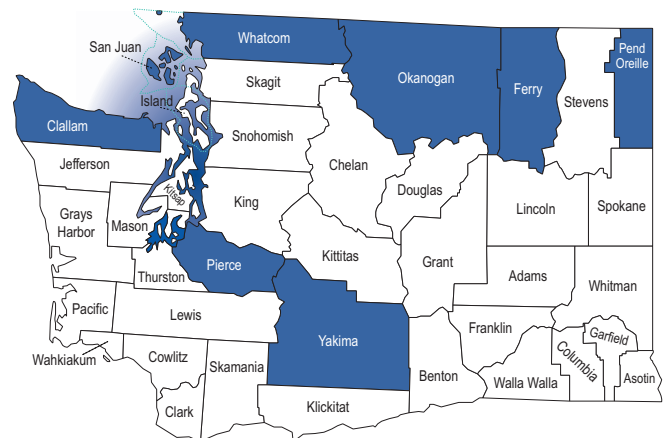
### Chinese

In the 2014 OSPI CEDARS data, high schools in 17 out of 39 counties reported offering Chinese. (2013: 22, 2012: 16, 2009: 5 | Added: Douglas, Pacific, Skagit | Dropped: Chelan, Clallam, Grant, Island, Jefferson, Kitsap, Lewis, Mason)



### Native American Languages

In the 2014 OSPI CEDARS data, high schools in 9 out of 39 counties reported offering Native American Languages. (2013: 9, 2012: 9, 2009: 7 | Added: Pierce, San Juan | Dropped: Grays Harbor, King)



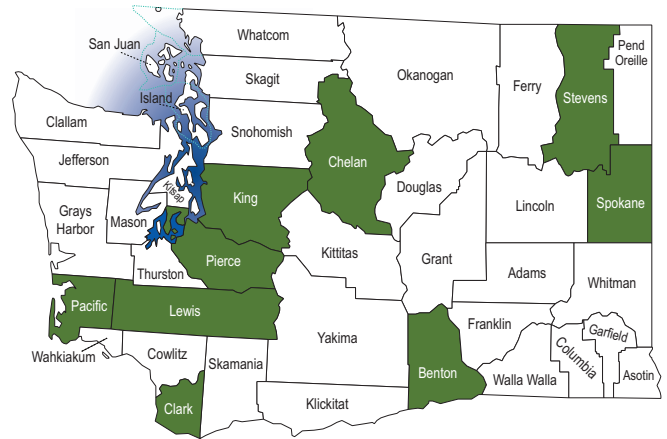
### Latin

In the 2014 OSPI CEDARS data, high schools in 16 out of 39 counties reported offering Latin. (2013: 13, 2012: 17, 2009: 4 | Added: Kitsap, Wahkiakum, Yakima)



### Russian

In the 2014 OSPI CEDARS data, high schools in 9 out of 39 counties reported offering Russian. (2013: 11, 2012: 9, 2009: 5 | Added: Chelan, Lewis | Dropped: Grays Harbor, Island, Skagit, Yakima)



## Arabic

In the 2014 OSPI CEDARS data, high schools in 3 out of 39 counties reported offering Arabic. (2013: 5, 2012: 6, 2009: 1 | Added: Clark | Dropped: Pacific, San Juan, Spokane)



## Korean

In the 2014 OSPI CEDARS data, high schools in 3 out of 39 counties reported offering Korean. (2013: 5, 2012: 6, 2009: Not Listed | Added: Clark | Dropped: King, Pacific)



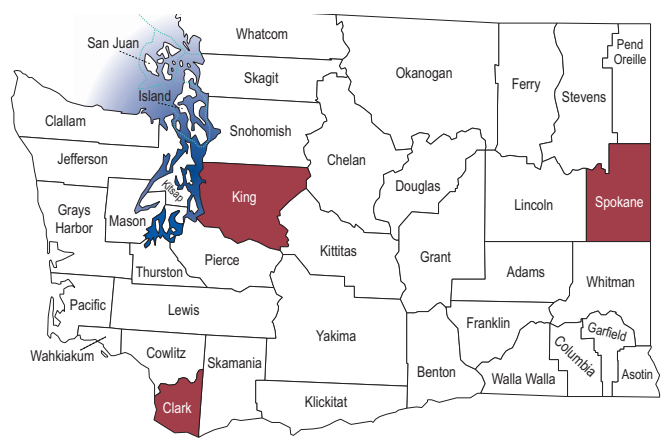
## Italian

In the 2014 OSPI CEDARS data, high schools in 5 out of 39 counties reported offering Italian. (2013: 5, 2012: 5, 2009: Not listed | Added: Island, Pierce | Dropped: Stevens, Yakima)



## Vietnamese

In the 2014 OSPI CEDARS data, high schools in 3 out of 39 counties reported offering Vietnamese. (2013: 2, 2012: 1, 2009: Not listed | Added: Clark, Spokane | Dropped: Whatcom)



The Mapping and Enhancing Language Learning (MELL) project was initiated in 2006 by four National Resource Centers at the University of Washington's Jackson School of International Studies, which received funding through the U.S. Department of Education's Title VI program to launch a project to collect data on world language learning and teaching in Washington K-12 schools and colleges. The Center for Global Studies (CGS), Center for West European Studies (CWES), East Asia Center (EAC), and the Ellison Center for Russian, East European and Central Asian Studies (REECAS) are partnering with the UW Language Learning Center and the Washington State Office of Superintendent of Public Instruction (OSPI) to track and report data on world language teaching trends in Washington State. For further information, visit: <http://depts.washington.edu/mellwa/index.php>.