

**“Noticiero Latino” Role Play:
An example of a task that
enhances students’ agency
and collaborative work while
fostering practice in past
tenses**

Ana María Ruiz Gómez
Pre-doctoral Spanish
Instructor at UW

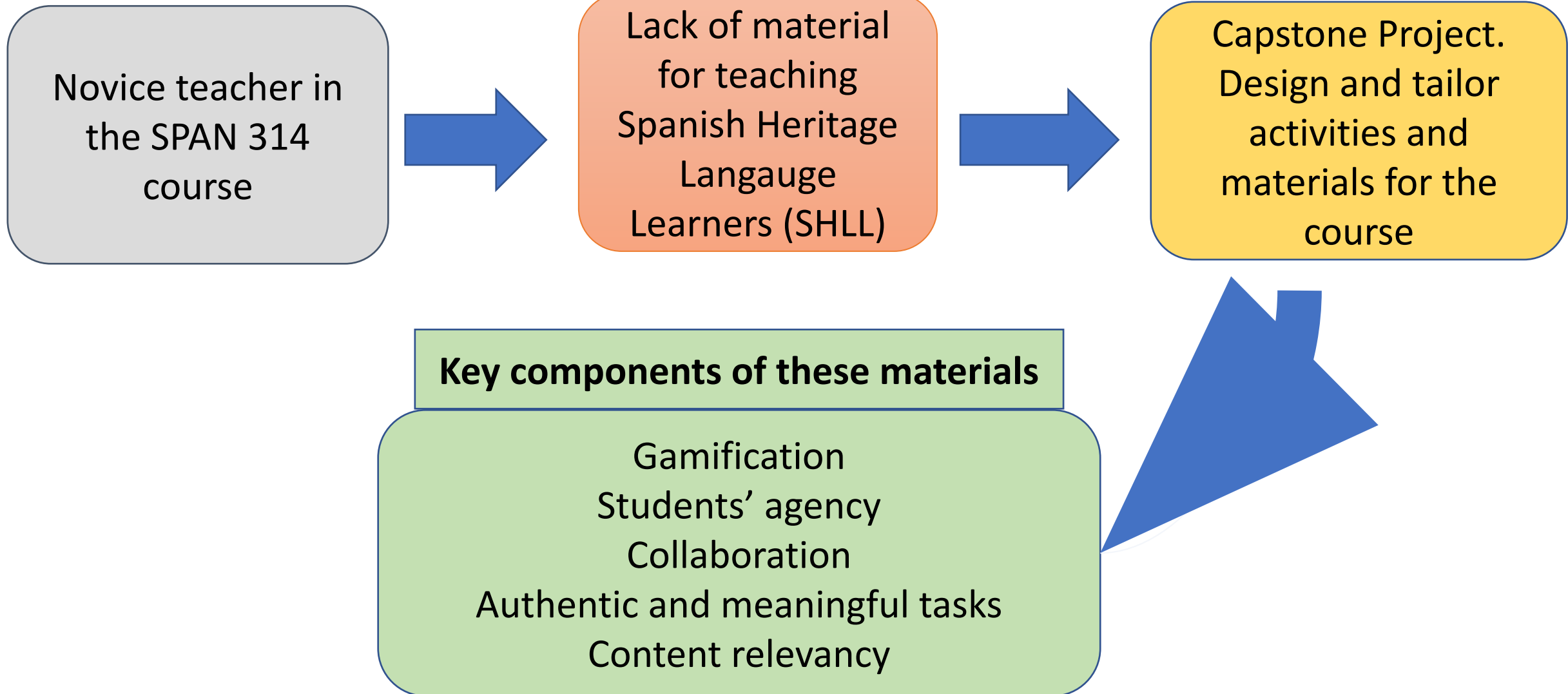


Agenda

- Context
- Task description
- Adaptations
- Benefits



Context



“Noticiero latino” Role play



Objectives:

This activity helps students to:

- Practice past tenses in a meaningful and authentic way
- Identify and produce sentences in a formal register
- Engage in collaborative work throughout all the stages of this task
- Gain a better understanding of main events happening in Spanish-speaking countries.

Preparation

**Collect
resources**

Grouping

**Introduce the
goals and
guiding
questions**

**Task
introduction**

Steps


- 1- Select a country or geographical area to investigate
- 2- Online research
- 3- News write up: Past tenses. Answer what, when, where, how, and why this event happened.
- 4- Review the final version with the teacher's help.
- 5- Role play logistics
- 6- Role play performance. ¡Luces, cámara, acción!
- 7- [Closure and evaluation](#)

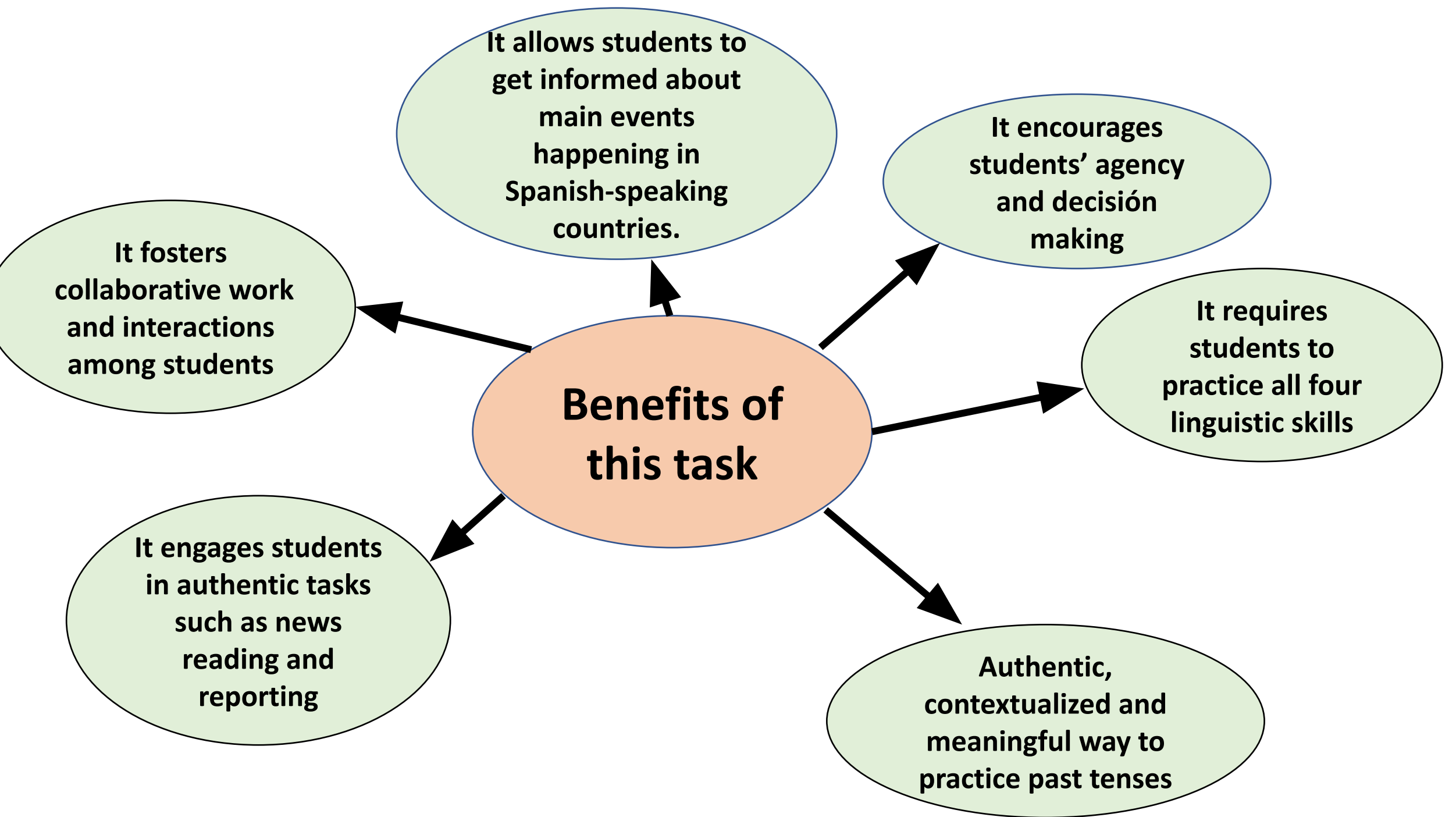
Adaptations to a lower-level Spanish class

- In lower levels, more scaffolding and time will be needed.

What about designing a unit based on this task?

- Expose students to news bulletin programs in both Spanish and English
- More practice on reading and summarizing key points in news
- Provide opportunities to try complex past sentence structures
- Practice on classifying types of news: political, economical, environmental, entertaining.
- Review common vocabulary in class depending on the kind of news
- Considering other ways of reporting the news: a newspaper, video recording, a blog, a Youtube Channel.





Contact information




Ana María Ruiz Gómez
anamruiz@uw.edu

Gracias


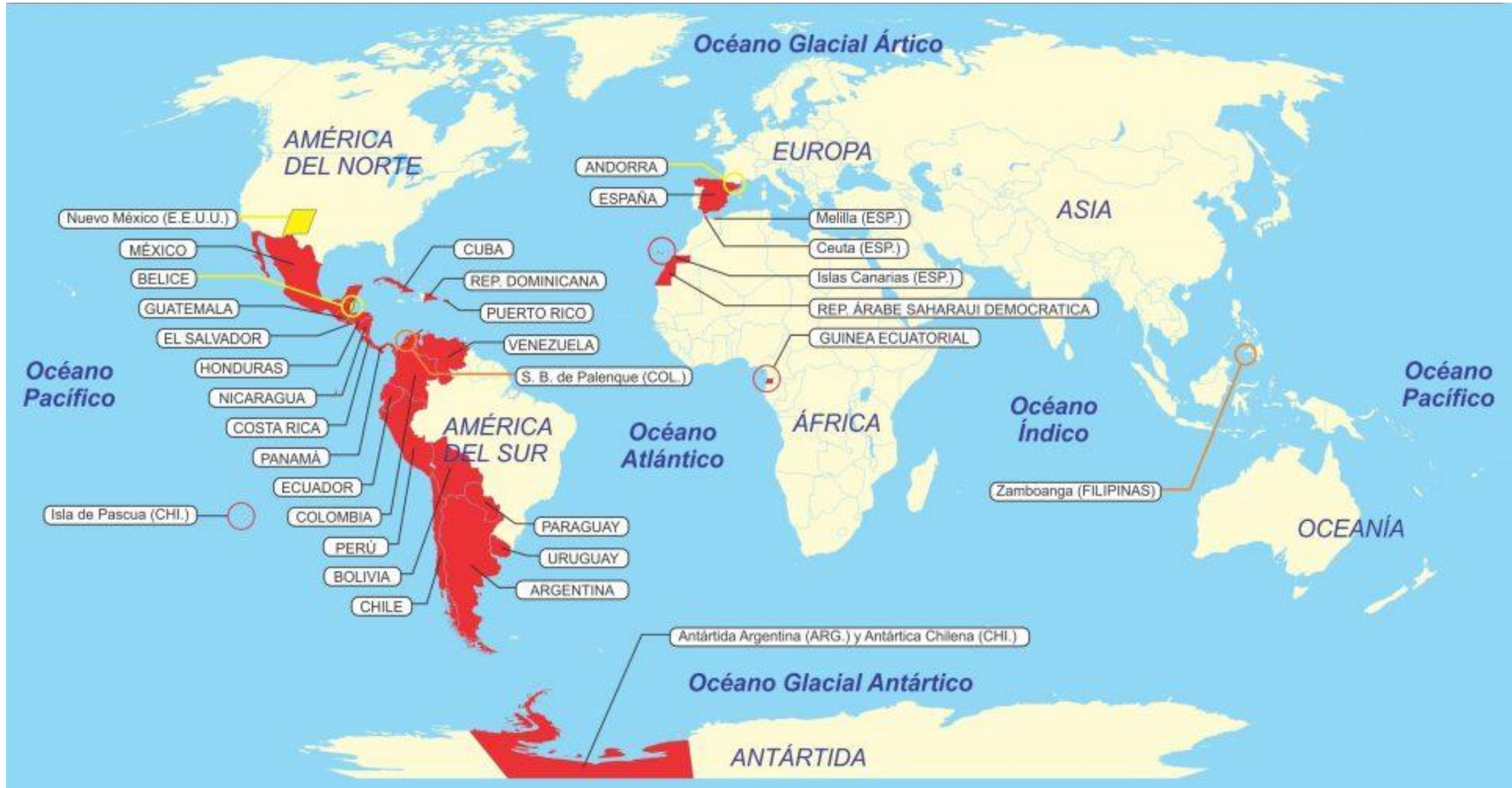
A row of seven hands of different skin tones holding up large, colorful letters that spell out the word 'Gracias'. The letters are: 'G' (blue), 'r' (green), 'a' (red), 'c' (purple), 'i' (yellow), 'a' (light blue), and 's' (pink). The hands are positioned below each letter, supporting it from underneath. The background is plain white.

Online resources

1. Hispano.news
2. [Mundo Hispano. The Epoch Times](http://MundoHispano.TheEpochTimes.com)
3. [BBC. News Mundo.](http://BBC.NewsMundo.com)
4. Latinonewsnetwork.com



Spanish speaking countries



Closure and evaluation

- What did you learn from this activity?
- Which was the most impactful news?
- Which was your favorite part in this activity?
- What would you change or modify in this activity?

